



US00D381949S

# United States Patent [19]

Barrett, Jr. et al.

[11] Patent Number: **Des. 381,949**

[45] Date of Patent: **\*\*Aug. 5, 1997**

[54] **EXTERIOR SHELL OF A TRUCK CAB FUEL TANK STEP FAIRING**

[75] Inventors: **Richard H. Barrett, Jr.**, Kennedale; **Derek L. Davis**, Denton; **Johnny C. Fraga**, Round Rock; **Jeffery E. Kerney**, Highland Village; **Bruce E. Lawyer**, Lewisville; **Timothy S. Norwood**; **Eric N. Tucker**, both of Denton, all of Tex.

[73] Assignee: **PACCAR Inc.**, Bellevue, Wash.

[\*\*] Term: **14 Years**

[21] Appl. No.: **53,636**

[22] Filed: **Apr. 26, 1996**

[51] LOC (6) Cl. .... **12-16**

[52] U.S. Cl. .... **D12/203**

[58] Field of Search ..... D12/203, 167, D12/96, 172; 296/183, 193, 197; 280/163, 164.1; 293/102, 120, 121, 136, 139, 149, 151, 154

[56] **References Cited**

**U.S. PATENT DOCUMENTS**

- D. 114,579 5/1939 King .
- D. 291,982 9/1987 Simons et al. .... D12/96
- D. 305,746 1/1990 Allendorph ..... D12/96
- D. 312,609 12/1990 Preslik et al. .... D123/203
- D. 312,810 12/1990 Preslik et al. .... D12/203
- D. 313,954 1/1991 Fingerle ..... D12/96
- D. 319,036 8/1991 Fingerele ..... D12/96
- D. 320,582 10/1991 Fingerele ..... D12/96
- 1,797,873 3/1931 McManus ..... 280/164.1 X
- 3,224,525 12/1965 Froitzheim et al. .... 180/89
- 4,074,786 2/1978 Joubert ..... 180/68.5
- 4,093,300 6/1978 Snizek ..... 296/1 S
- 4,273,394 6/1981 Chandler ..... 312/184

- 4,440,364 4/1984 Cone et al. .... 244/129.6
- 4,462,628 7/1984 Gregg ..... 296/1 S
- 4,616,869 10/1986 Sacco et al. .... 296/1 S
- 4,659,154 4/1987 Jenkins ..... 312/277
- 4,813,736 3/1989 Schubert et al. .... 296/190
- 4,836,568 6/1989 Preslik et al. .... 280/164.1

**OTHER PUBLICATIONS**

- Peterbilt Model 377 Standard Specifications, Sep. 1987.
- Peterbilt Model 379 Standard Specifications, Sep. 1987.
- Commercial Carrier Journal, Mar. 1987, Carrier Advertisement Insert Between pp. 32 & 33, Step Unit of Kenworth Tractor Cab.
- Commercial Carrier Journal, Mar. 1987, Rear Cover, Step Unit of Peterbilt Tractor Cab.
- Kenworth Brochure of Model T600A © 1985, Step Unit of Tractor Cab.
- Kenworth Brochure of Model T600A © 1988.

*Primary Examiner*—Louis S. Zarfaz  
*Assistant Examiner*—Frank Martinez  
*Attorney, Agent, or Firm*—Flehr, Hohbach, Test, Albritton & Herbert

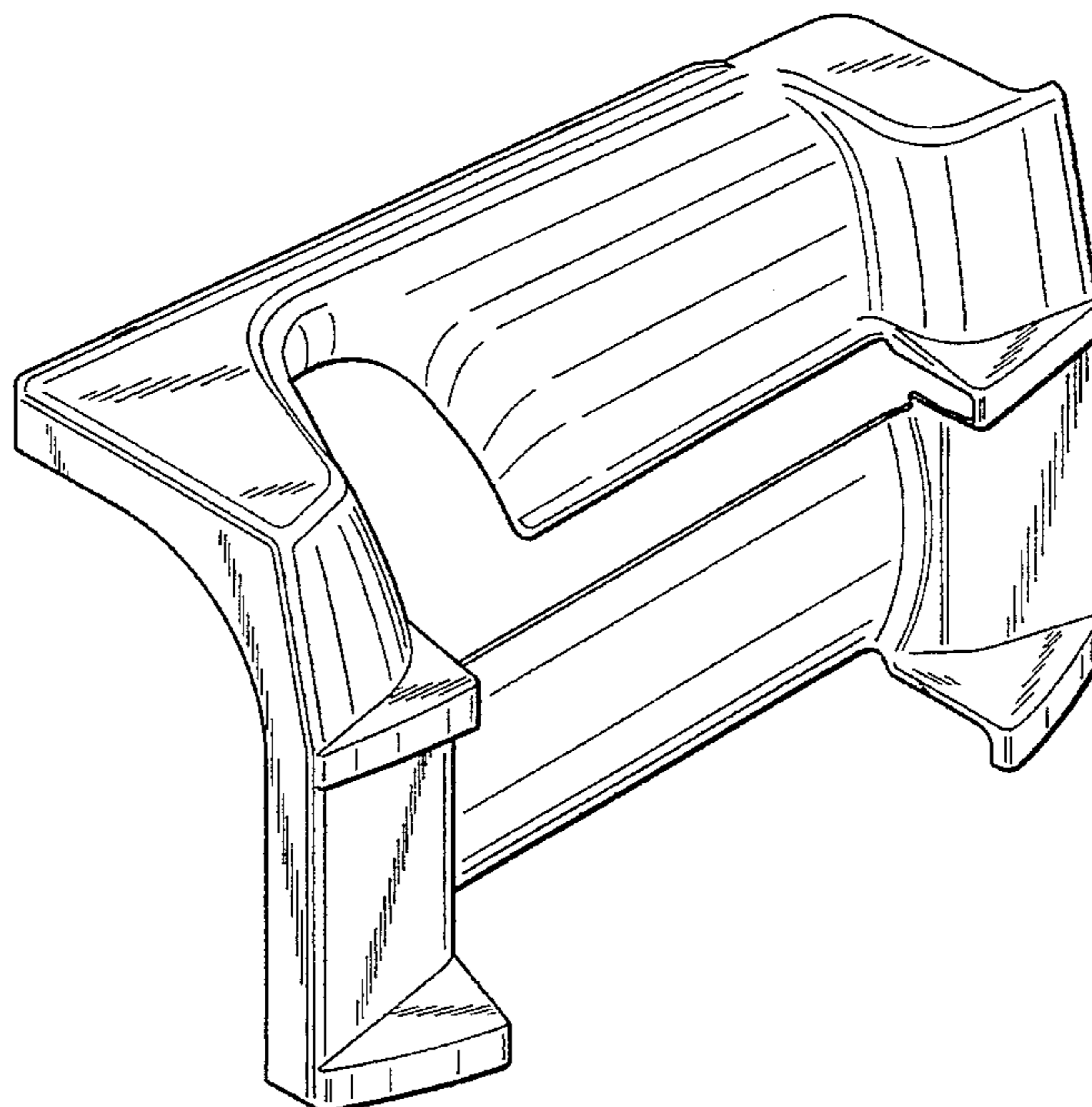
[57] **CLAIM**


The ornamental design for an exterior shell of a truck cab fuel tank step fairing, as shown and described.

**DESCRIPTION**

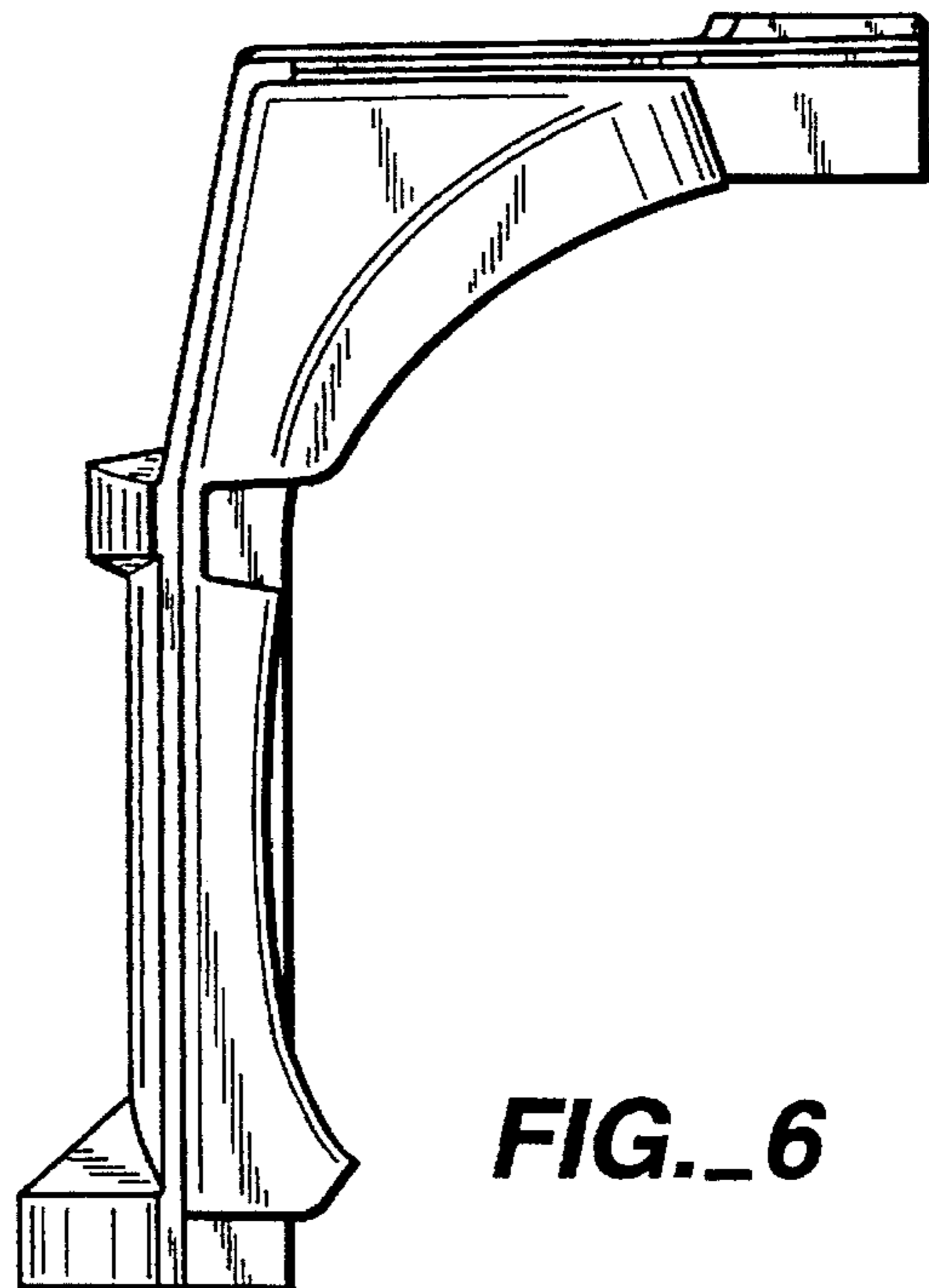
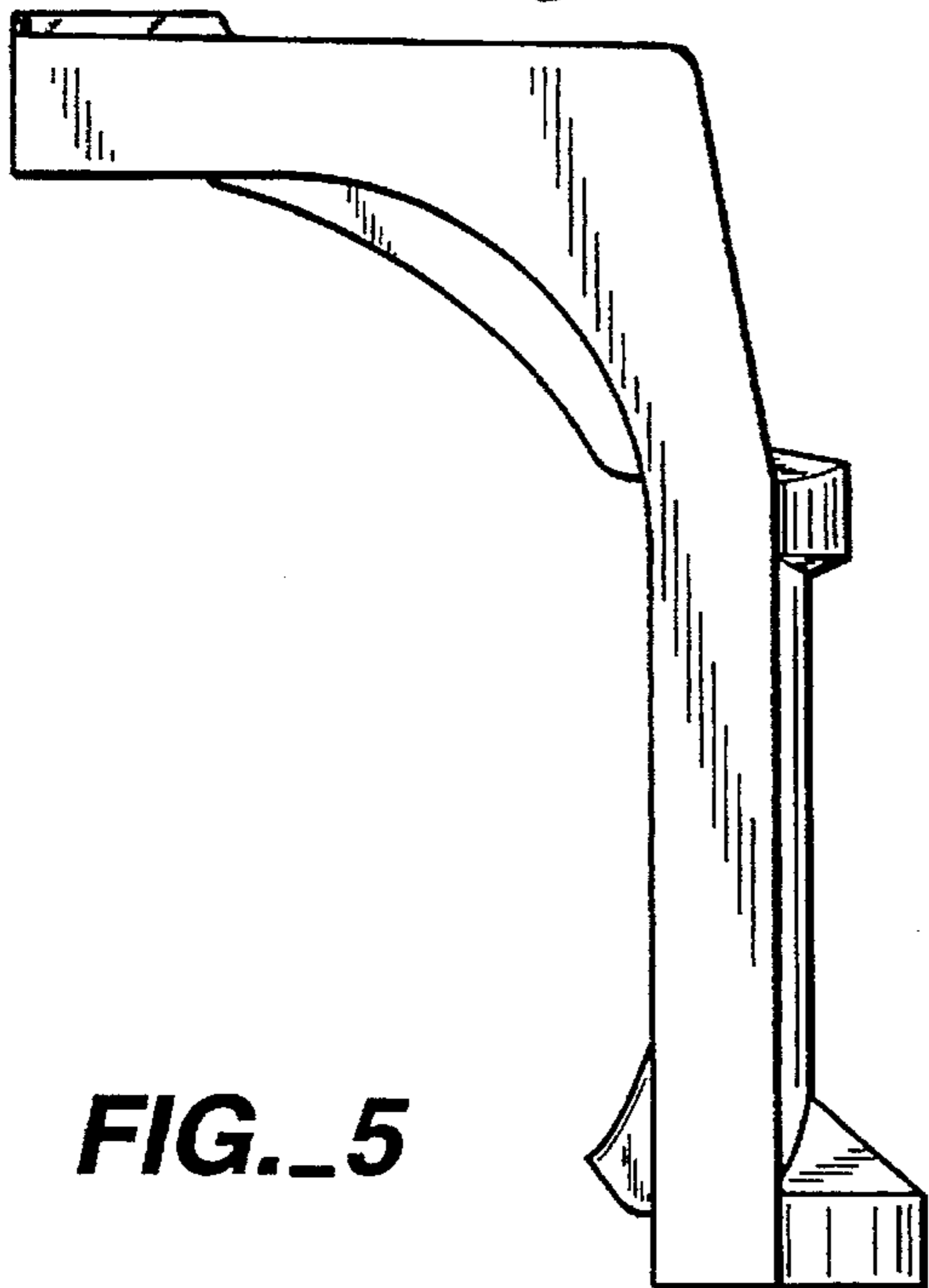
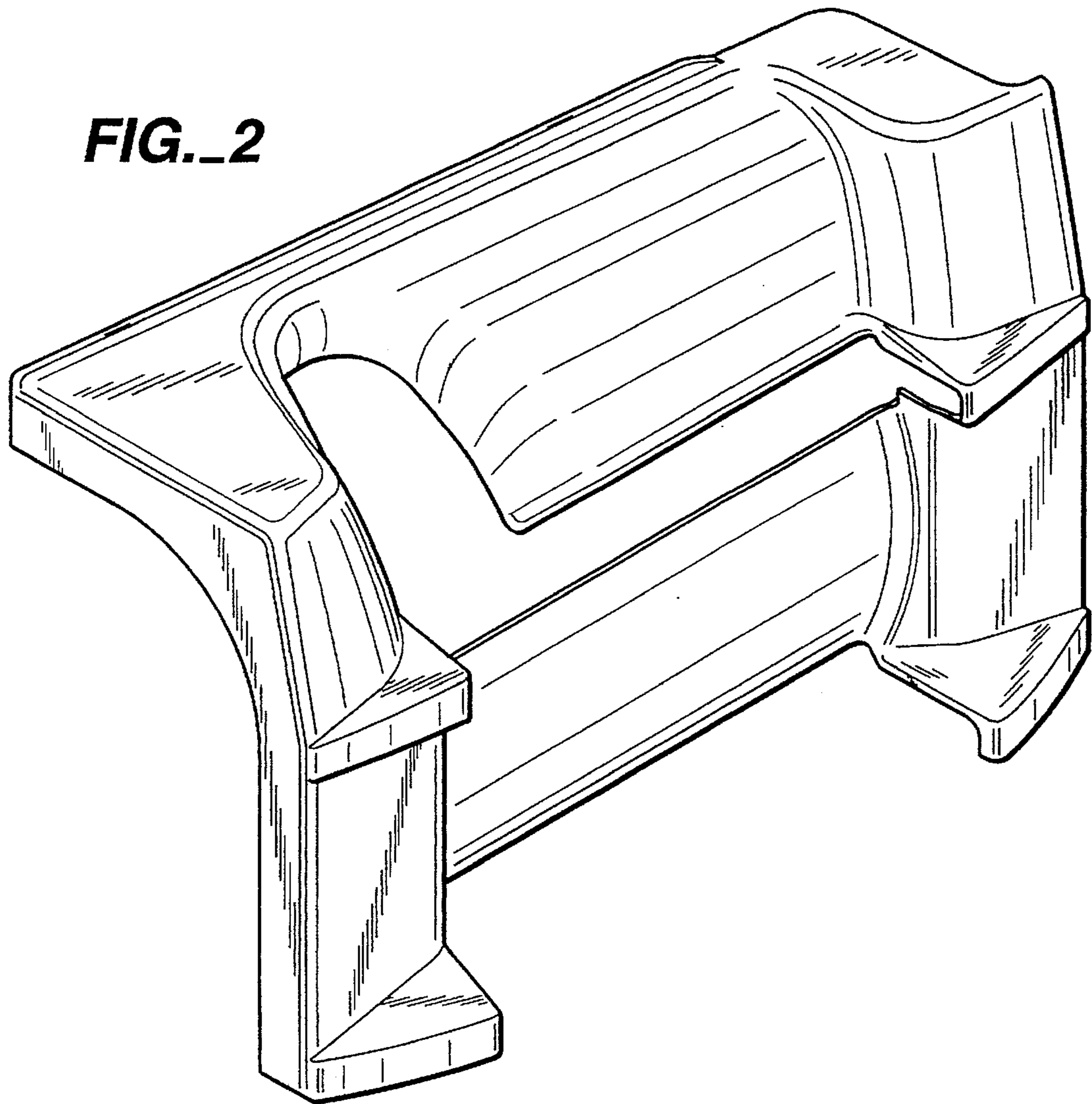
FIG. 1 is a top perspective view of an exterior shell of a truck cab fuel tank step fairing showing our new design, it being understood that the broken lines are for illustrative purposes only and form no part of the claimed design; FIG. 2 is a top perspective view thereof; FIG. 3 is a front elevation view thereof; FIG. 4 is a top plan view thereof; FIG. 5 is a side elevation view of one side thereof; and, FIG. 6 is a side elevation view of the opposite side thereof.

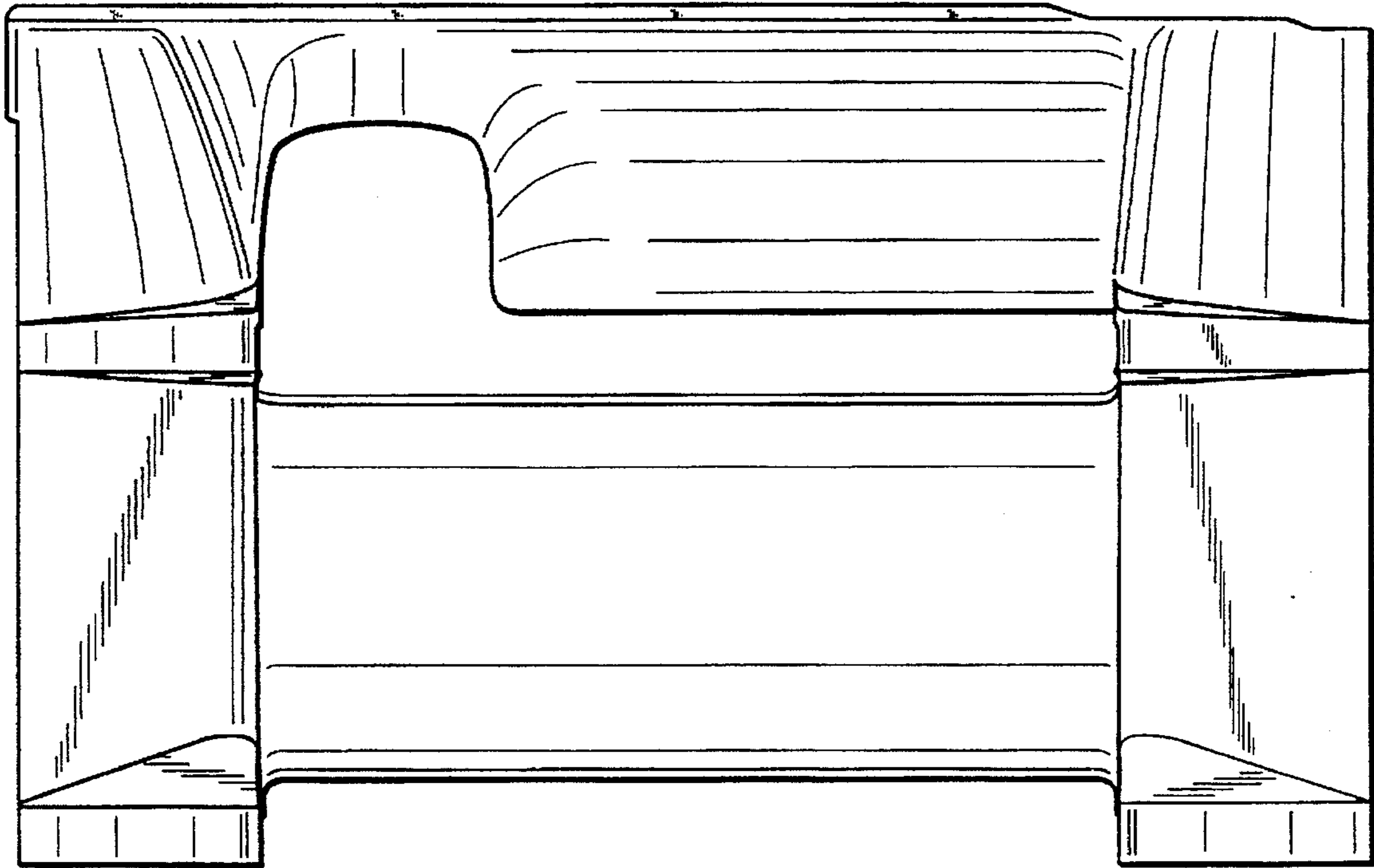
**1 Claim, 3 Drawing Sheets**



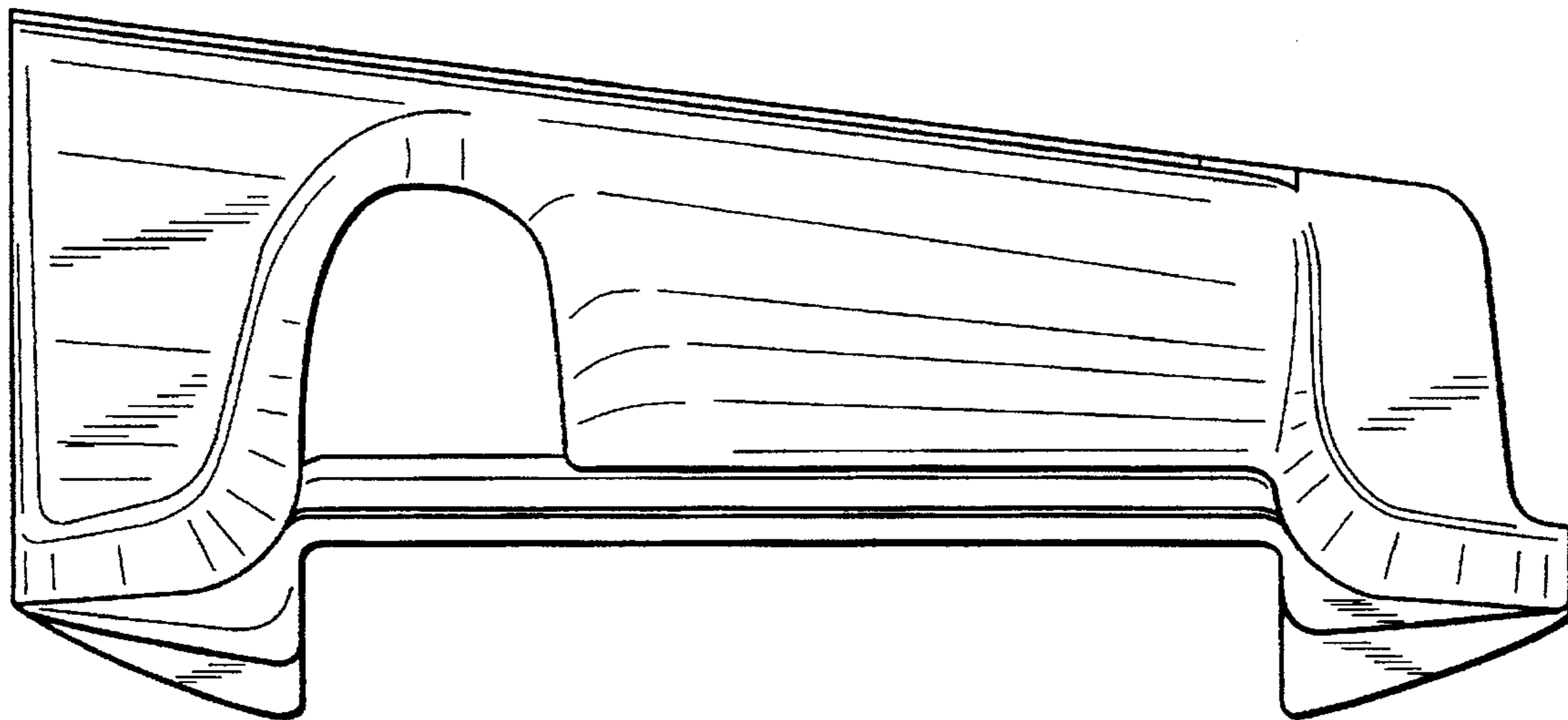


**FIG. 1**





**FIG.\_3**



**FIG.\_4**