



US00D381920S

# United States Patent [19] Galli

[11] Patent Number: **Des. 381,920**

[45] Date of Patent: **\*\*Aug. 5, 1997**

[54] **WATCH CASE**

[75] Inventor: **Giorgio Galli, Milan, Italy**

[73] Assignee: **Benetton Group S.p.A.,  
Ponzano-Veneto, Italy**

[\*\*] Term: **14 Years**

[21] Appl. No.: **42,853**

[22] Filed: **Aug. 3, 1995**

[30] **Foreign Application Priority Data**

Feb. 3, 1995 [IT] Italy ..... MI9500070

[51] LOC (6) Cl. .... **10-02**

[52] U.S. Cl. .... **D10/30**

[58] Field of Search ..... D10/1-40, 122-132;  
368/280-282, 276-277, 285

[56] **References Cited**

**U.S. PATENT DOCUMENTS**

- D. 295,837 5/1988 Takeichi ..... D10/39
- D. 303,091 8/1989 Goto ..... D10/30
- D. 323,989 2/1992 Burgener ..... D10/30

- D. 355,613 2/1995 Takani ..... D10/39
- D. 362,631 9/1995 Riley ..... D10/30
- D. 368,229 3/1996 Crocco ..... D10/30

**OTHER PUBLICATIONS**

*European Jeweler*—Jan. 1973—p. 97—Watch at Top Left.  
*Jeweler's Circular—Keystone*—Oct. 1983—p. 137—Watch.

*Primary Examiner*—Nelson C. Holtje  
*Attorney, Agent, or Firm*—Herbert Dubno

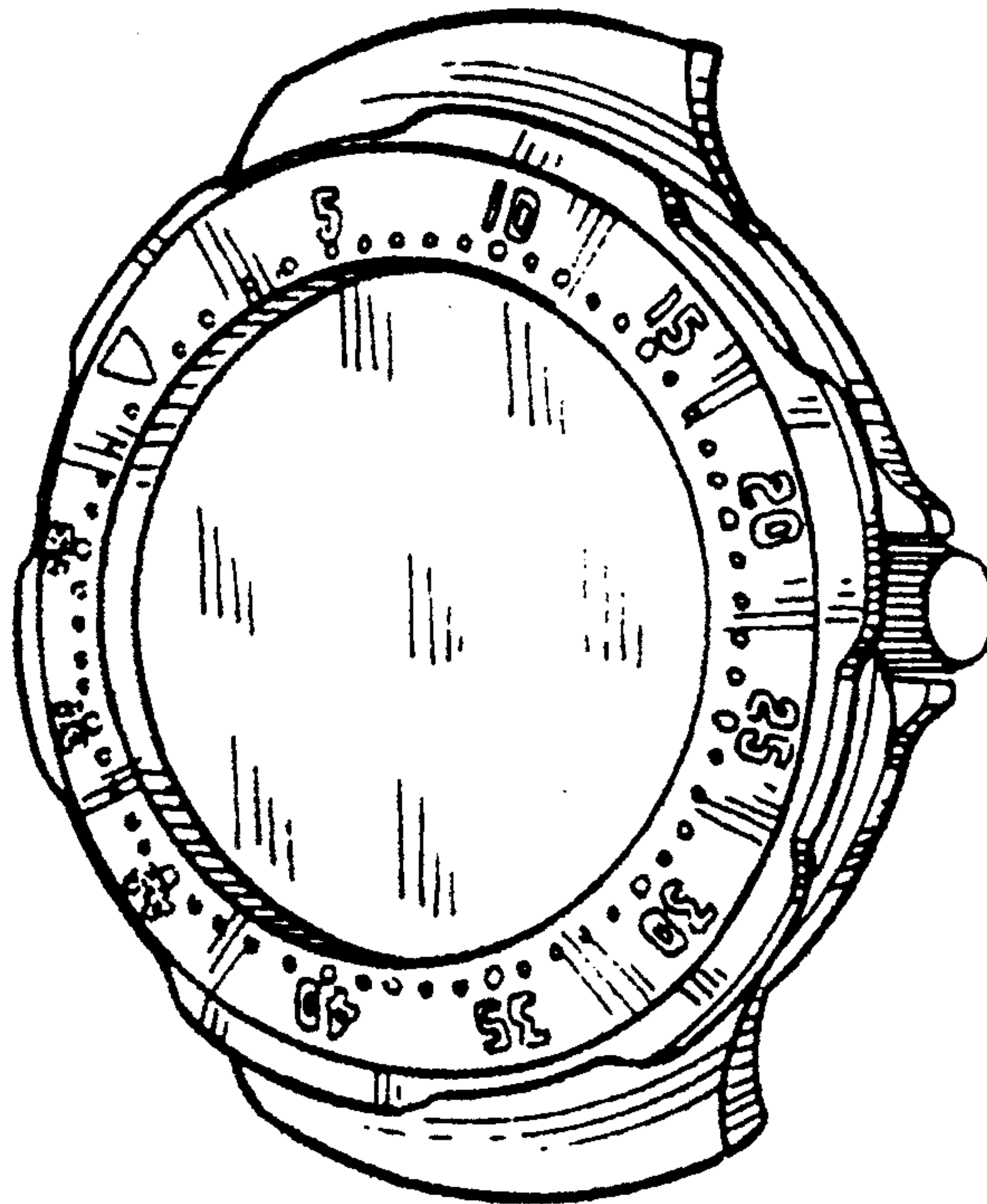
[57] **CLAIM**

The ornamental design for a watch case, as shown.

**DESCRIPTION**

FIG. 1 is a top front perspective view of a watch case showing my new design;  
 FIG. 2 is a front elevational view thereof;  
 FIG. 3 is a rear elevational view thereof;  
 FIG. 4 is a top view thereof;  
 FIG. 5 is a bottom view thereof;  
 FIG. 6 is a left side elevational view thereof; and,  
 FIG. 7 is a right side elevational view thereof.

**1 Claim, 2 Drawing Sheets**



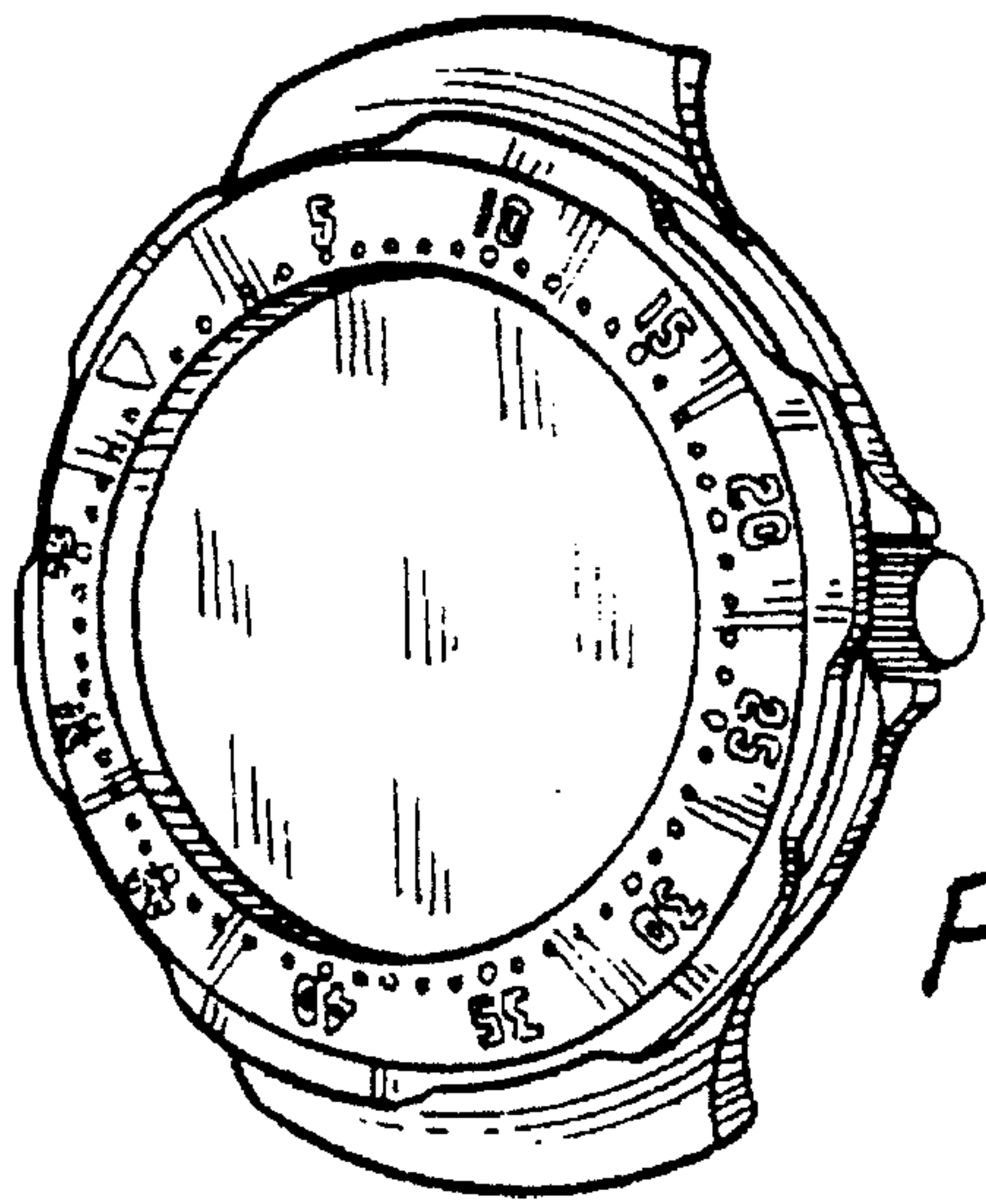


FIG. 1

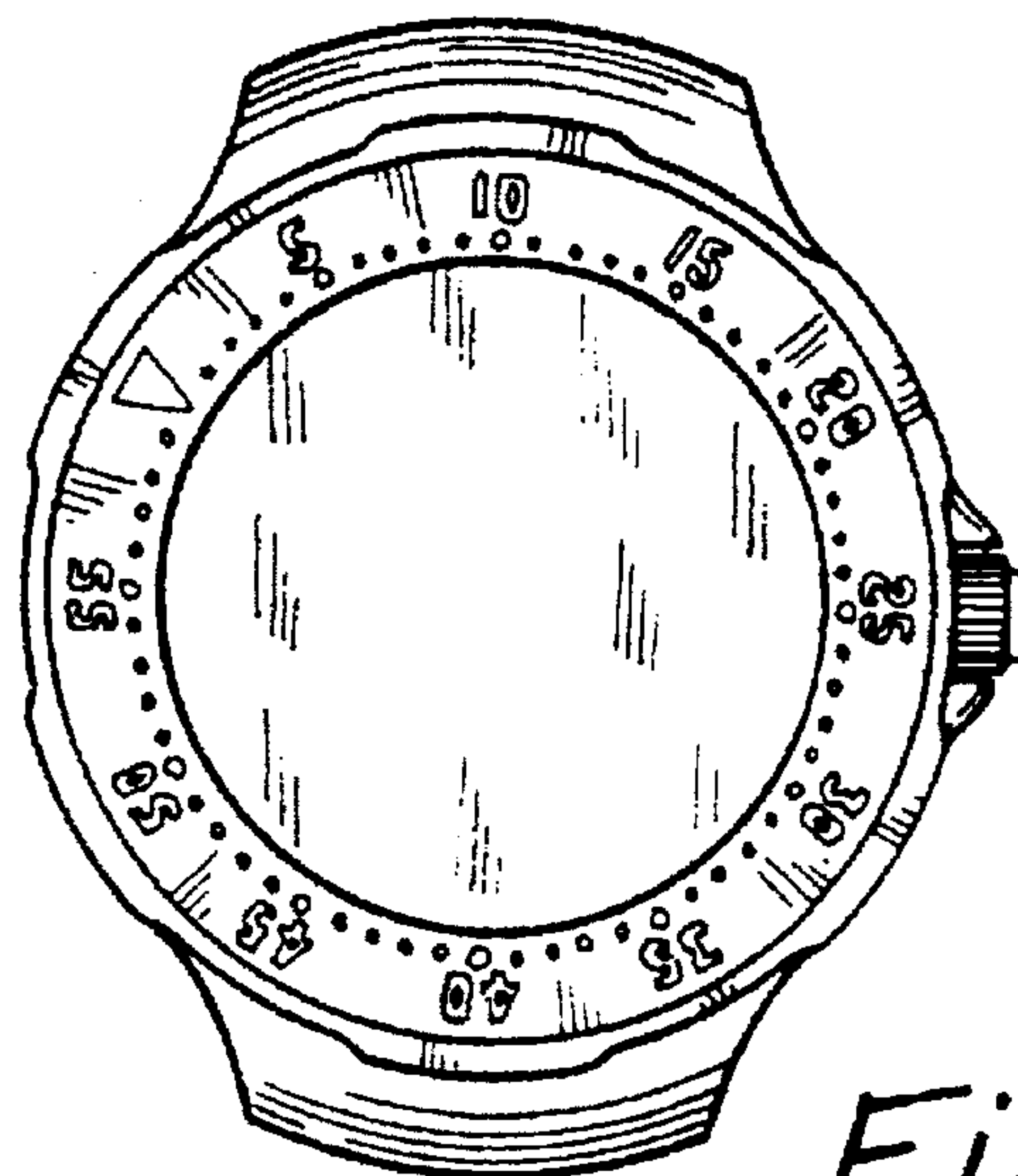


FIG. 2






FIG. 3




*FIG. 4*



*FIG. 5*



*FIG. 6*



*FIG. 7*