



US00D381913S

# United States Patent [19]

[11] Patent Number: **Des. 381,913**

Abfier et al.

[45] Date of Patent: **\*\*Aug. 5, 1997**

[54] **SPRAY BOTTLE BODY**

3,995,572	12/1976	Saunders .	
4,815,541	3/1989	Arrington .....	222/402.13
5,476,196	12/1995	Saito et al. ....	222/321.9 X

[75] Inventors: **Mel Abfier**, Stamford, Conn.; **Matthew Scott Okin**, Cresskill, N.J.

### FOREIGN PATENT DOCUMENTS

[73] Assignee: **Chesebrough-Pond's USA Co., Division of Conopco, Inc.**, Greenwich, Conn.

3808438 4/1989 Germany ..... 222/402.1

[\*\*] Term: **14 Years**

### OTHER PUBLICATIONS

[21] Appl. No.: **49,986**

Pump Spray Line drawing—found on the market in Switzerland in Oct. 1994.

[22] Filed: **Feb. 7, 1996**

British Registered Design GB 2 022 035 (CMB Packaging S.A.) (date not provided).

[51] **LOC (6) Cl.** ..... **09-01**

[52] **U.S. Cl.** ..... **D9/502; D9/300**

[58] **Field of Search** ..... D9/300, 500, 502, D9/503-505, 557, 545, 570, 558, 537-541; 215/382-384, 400; 222/321.1, 321.7, 321.9, 402.1, 402.13; 239/333, 337; 220/669, 672

British Registered Design GB 2 001 243 (CMB Packaging UK Ltd.) (date not provided).

*Primary Examiner*—Lucy Lieberman  
*Attorney, Agent, or Firm*—Milton L. Honig

### [57] CLAIM

The ornamental design for a spray bottle body, as shown and described.

### [56] References Cited

### DESCRIPTION

#### U.S. PATENT DOCUMENTS

D. 95,262	4/1935	Key .....	D9/502
D. 142,795	11/1945	Schlumbohm .	
D. 158,554	5/1950	Cady .	
D. 212,321	10/1968	Hills .	
D. 306,967	4/1990	Matsuura et al. ....	D9/502
D. 312,775	12/1990	Tacconelli .	
D. 316,034	4/1991	De Gaetano .....	D9/557 X
D. 342,679	12/1993	O'Neill et al. ....	D9/556
2,011,196	8/1935	Moody .....	239/333
3,422,992	1/1969	Brooks et al. ....	D9/300 X

FIG. 1 is a front elevational view of a spray bottle body showing our new design, the rear and side views are identical;


FIG. 2 is a top plan view thereof;

FIG. 3 is a bottom plan view thereof; and,

FIG. 4 is a perspective view thereof.

The broken line showing of a collar and spray mechanism is for illustrative purposes only and forms no part of the claimed design.

**1 Claim, 1 Drawing Sheet**






FIG. 4

FIG. 2

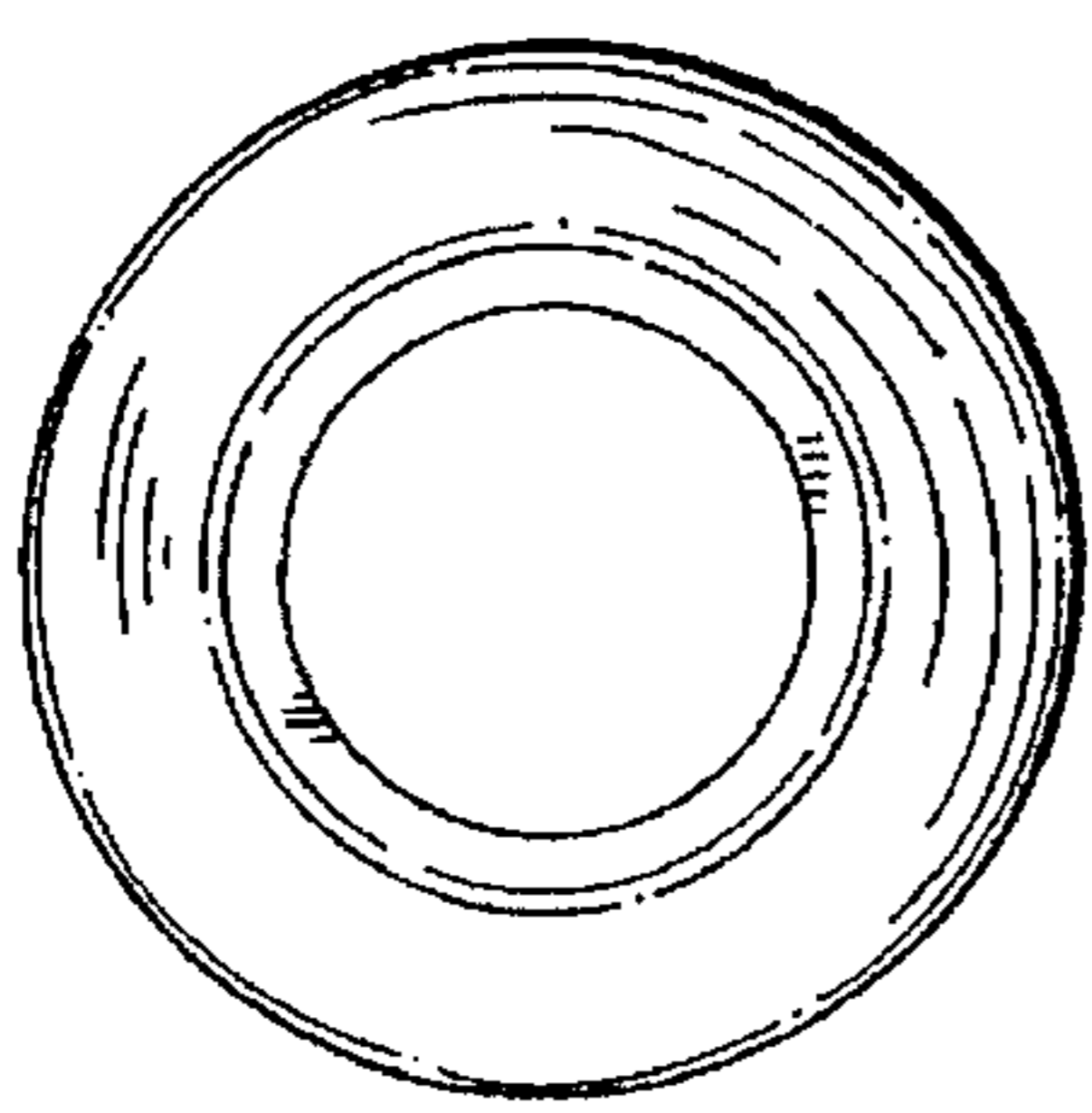


FIG. 3


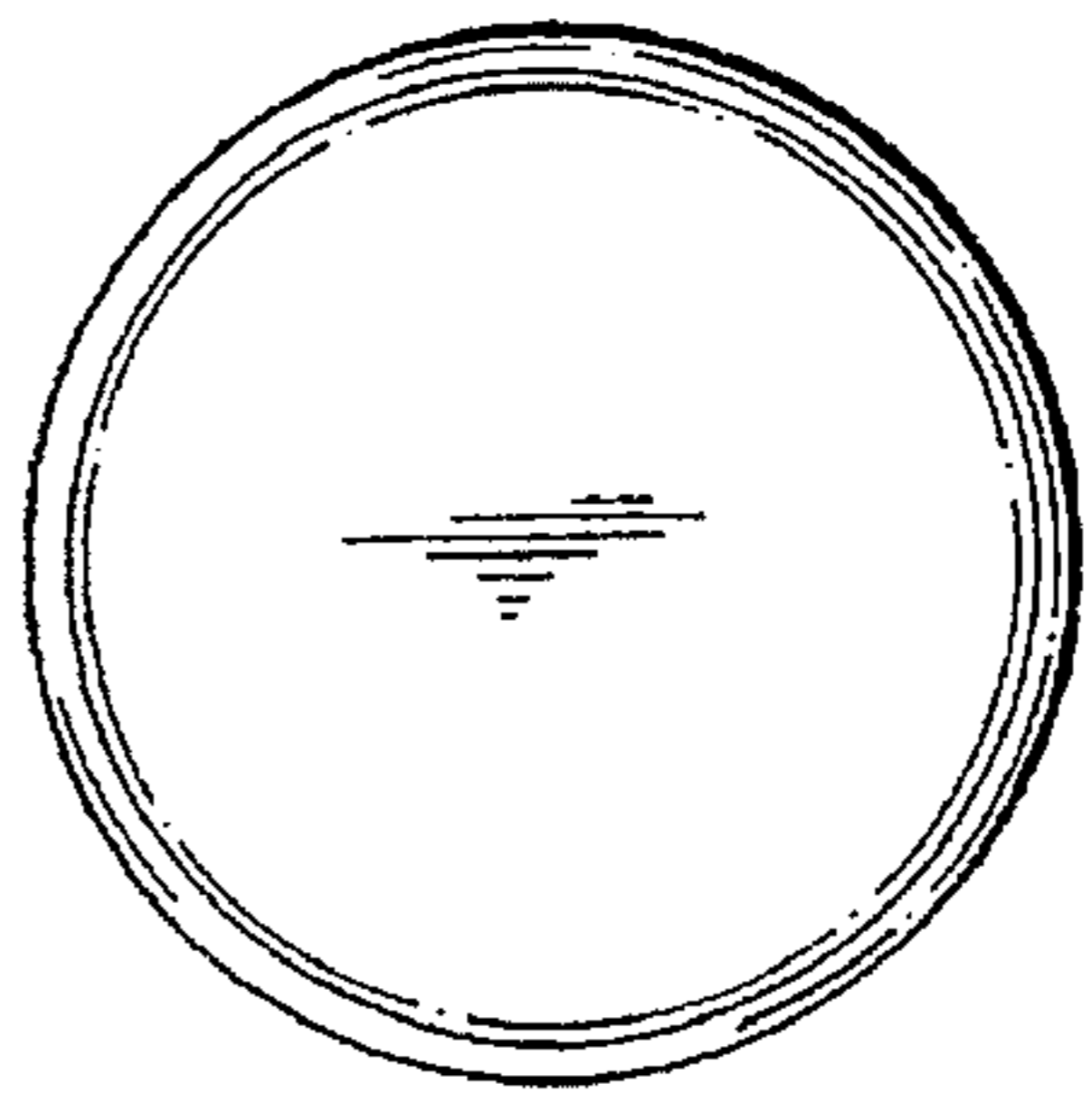


FIG. 1