



US00D381897S

United States Patent [19]
Matthiesen

[11] **Patent Number: Des. 381,897**
[45] **Date of Patent: **Aug. 5, 1997**

[54] **FLASK**

[76] **Inventor: Jens Matthiesen, Winsbergring 14-22,
22525 Hamburg, Germany**

[**] **Term: 14 Years**

[21] **Appl. No.: 36,462**

[22] **Filed: Mar. 21, 1995**

[30] **Foreign Application Priority Data**

Sep. 21, 1994 [DE] Germany M9407368.6

[51] **LOC (6) Cl. 09-03**

[52] **U.S. Cl. D9/307; D9/529; D28/87**

[58] **Field of Search D9/307, 500, 503,
D9/529, 504, 337; D22/115, 116; 215/371;
D28/87, 88, 76, 79**

[56] **References Cited**

U.S. PATENT DOCUMENTS

D. 18,003 1/1888 Osborn D22/116 X
D. 92,786 7/1934 Vivaudou D9/529

D. 127,608 6/1941 Prina D28/87 X
D. 128,847 8/1941 Petzold D28/87 X
D. 130,375 11/1941 Zimmerman D28/87 X
D. 188,566 8/1960 Morian D28/87 X
D. 307,196 4/1990 McClure D28/79
D. 345,918 4/1994 Chevassus D28/76 X
1,247,989 11/1917 Mulock D21/64 X
1,617,842 2/1927 Grunberg 215/228 X
2,193,509 3/1940 Deakers et al. D28/88 X

Primary Examiner—Prabhakar G. Deshmukh
Assistant Examiner—Cheri Cohen
Attorney, Agent, or Firm—Cushman, Darby & Cushman IP
Group of Pillsbury Madison & Sutro, LLP

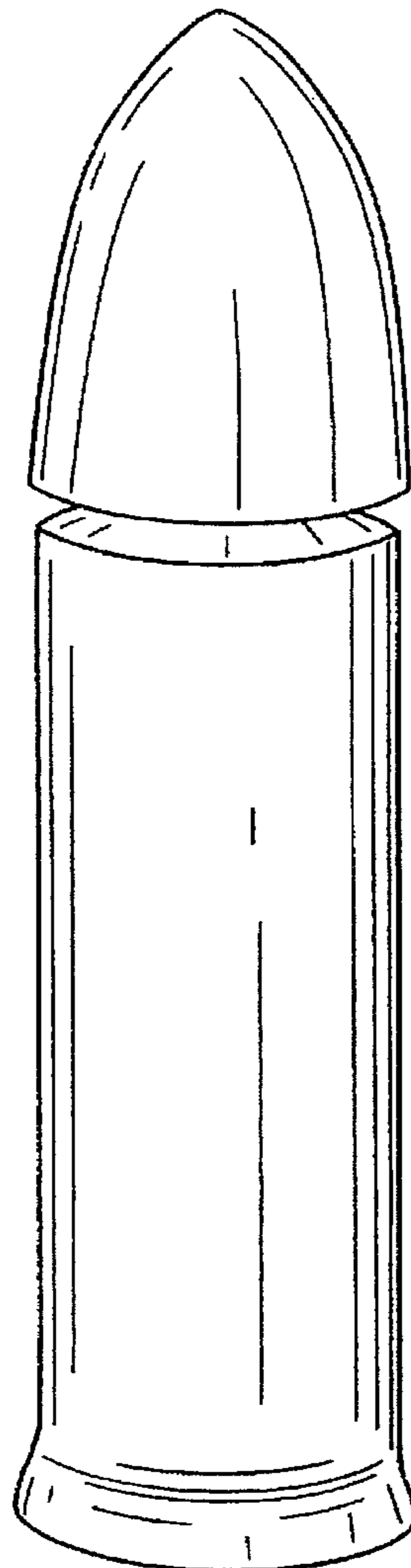
[57] **CLAIM**

The ornamental design for a flask, as shown and described.

DESCRIPTION

FIG. 1 is a front elevational view, the opposite side being identical;
FIG. 2 is a bottom plan view; and,
FIG. 3 is a top plan view.

1 Claim, 2 Drawing Sheets



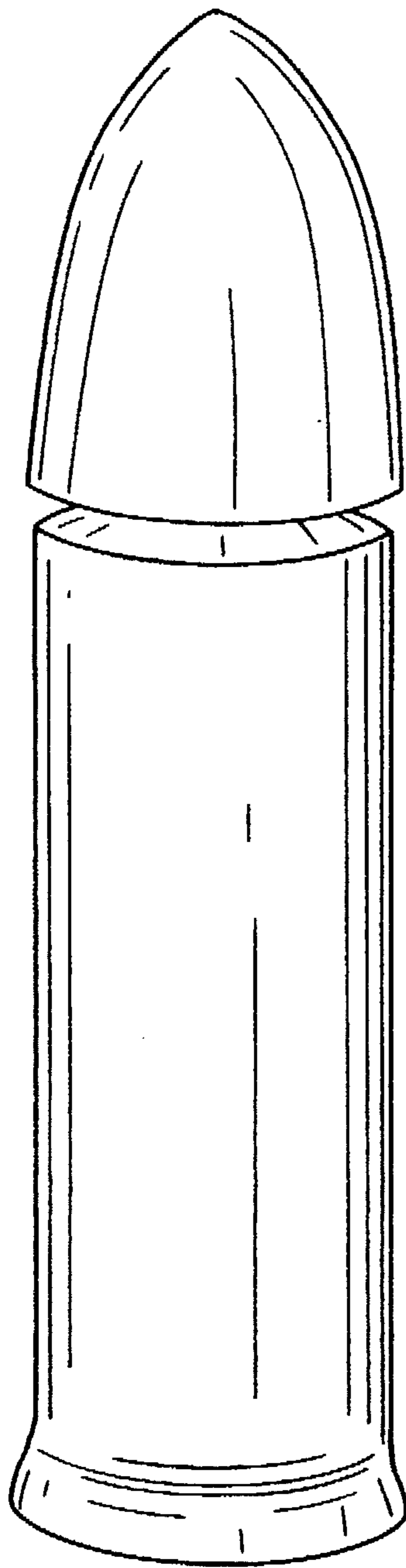


FIG. 1

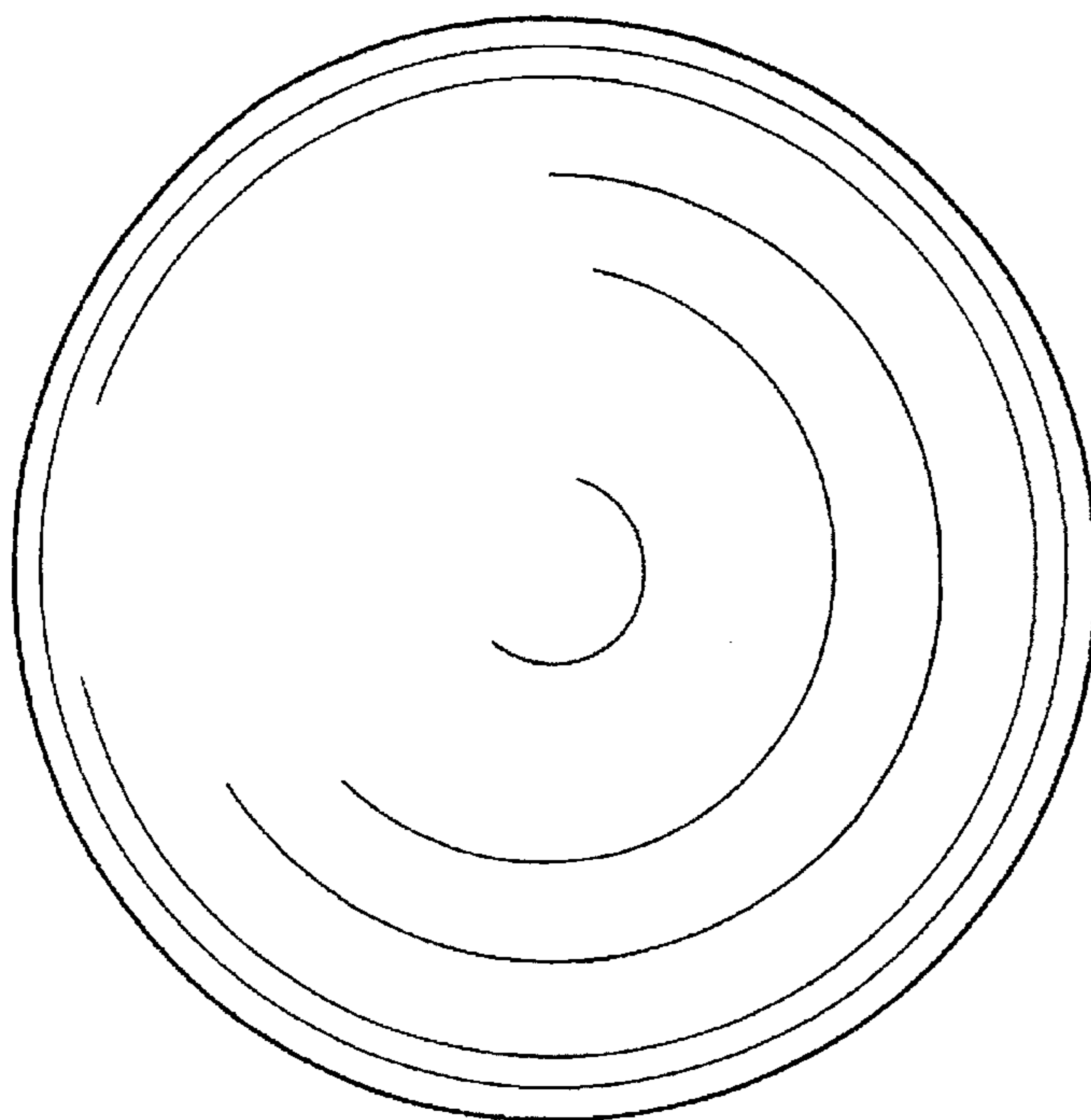


FIG. 2

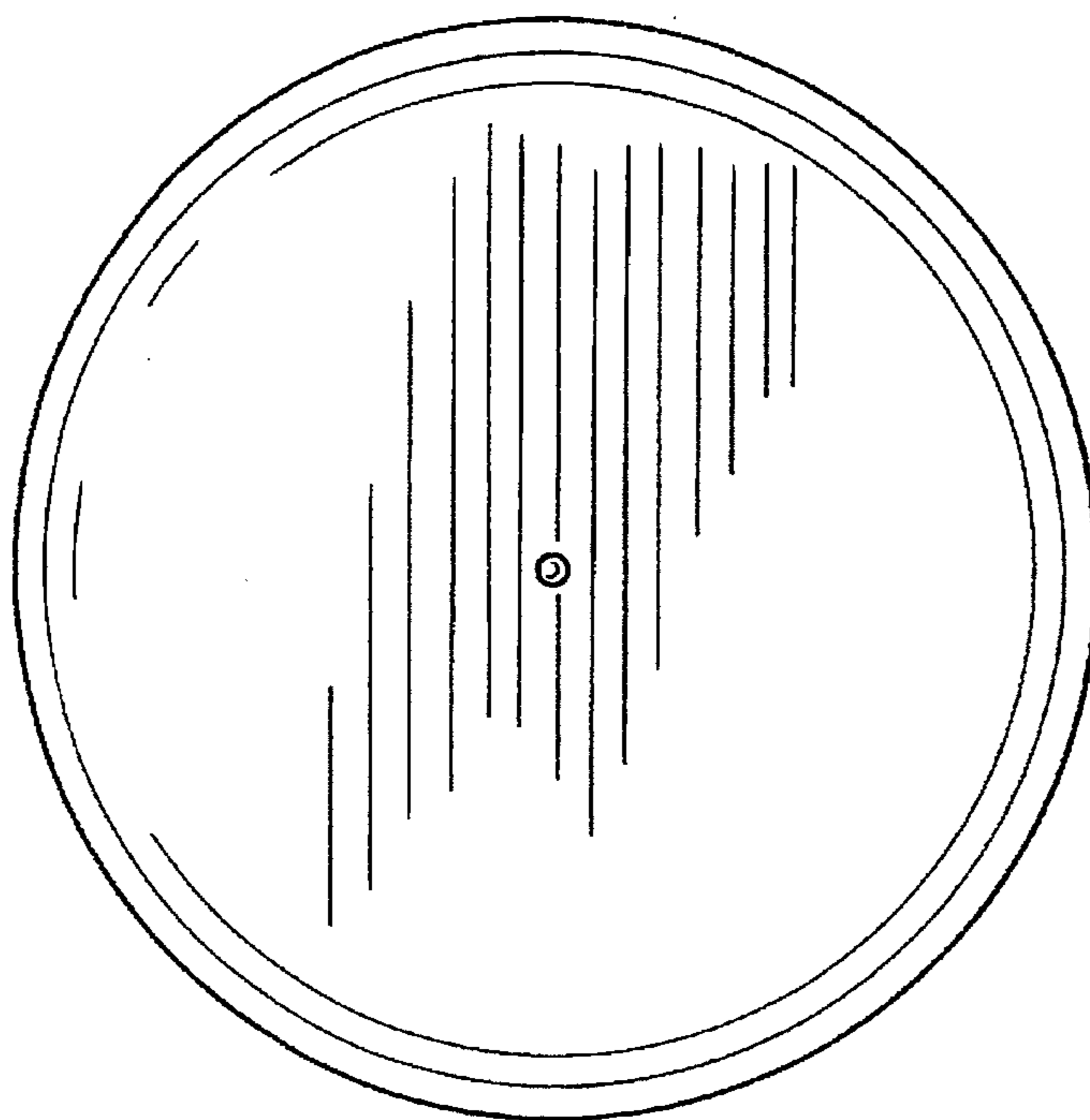


FIG. 3