



US00D381895S

United States Patent [19] Cheng

[11] Patent Number: **Des. 381,895**

[45] Date of Patent: ****Aug. 5, 1997**

[54] **DISPENSING CONTAINER**

5,377,877 1/1995 Brown et al. 222/185.1 X

[75] Inventor: **Chia-Yu Cheng**, Shanghai, China

OTHER PUBLICATIONS

[73] Assignee: **Jun Sui Kan Sei Cosmetics International Limited**, Tortula, Virgin Islands (Br.)

Spray Technology & Marketing, Nov. 1992, p. 21, Gillette shave gel dispensing tube.
Avon Products, Inc. Campaign 11, 1993, p. 78, Firm and Smooth body cream dispensing tube.

[**] Term: **14 Years**

Primary Examiner—Prabhakar G. Deshmukh
Assistant Examiner—Cheri Cohen
Attorney, Agent, or Firm—Carter & Schnedler

[21] Appl. No.: **49,366**

[22] Filed: **Jan. 24, 1996**

[57] CLAIM

[51] LOC (6) Cl. **09-01**

[52] U.S. Cl. **D9/300; D9/520; D9/521; D9/529**

The ornamental design for a dispensing container, as shown and described.

[58] Field of Search D9/300, 529, 516, D9/302, 520, 543, 573-575; 215/379; 222/92, 107, 185.1

DESCRIPTION

[56] References Cited

U.S. PATENT DOCUMENTS

D. 240,017	5/1976	Trott	D9/521
D. 240,868	8/1976	Legere	D9/300 X
D. 314,139	1/1991	Ambasz	D9/529 X
D. 328,246	7/1992	Nottingham et al.	D9/529 X
3,342,379	9/1967	Foley	D9/520 X
4,969,581	11/1990	Seifert et al.	D9/520 X

FIG. 1 is a perspective view of a dispensing container in accordance with my invention;
FIG. 2 is a side elevation thereof, the other side being a mirror image;
FIG. 3 is a top plan view thereof;
FIG. 4 is a front elevation view thereof;
FIG. 5 is a rear elevation view thereof; and,
FIG. 6 is a bottom plan view thereof.
FIGS. 2-6 are shown enlarged for ease of illustration.

1 Claim, 2 Drawing Sheets




Fig. 2




Fig. 1

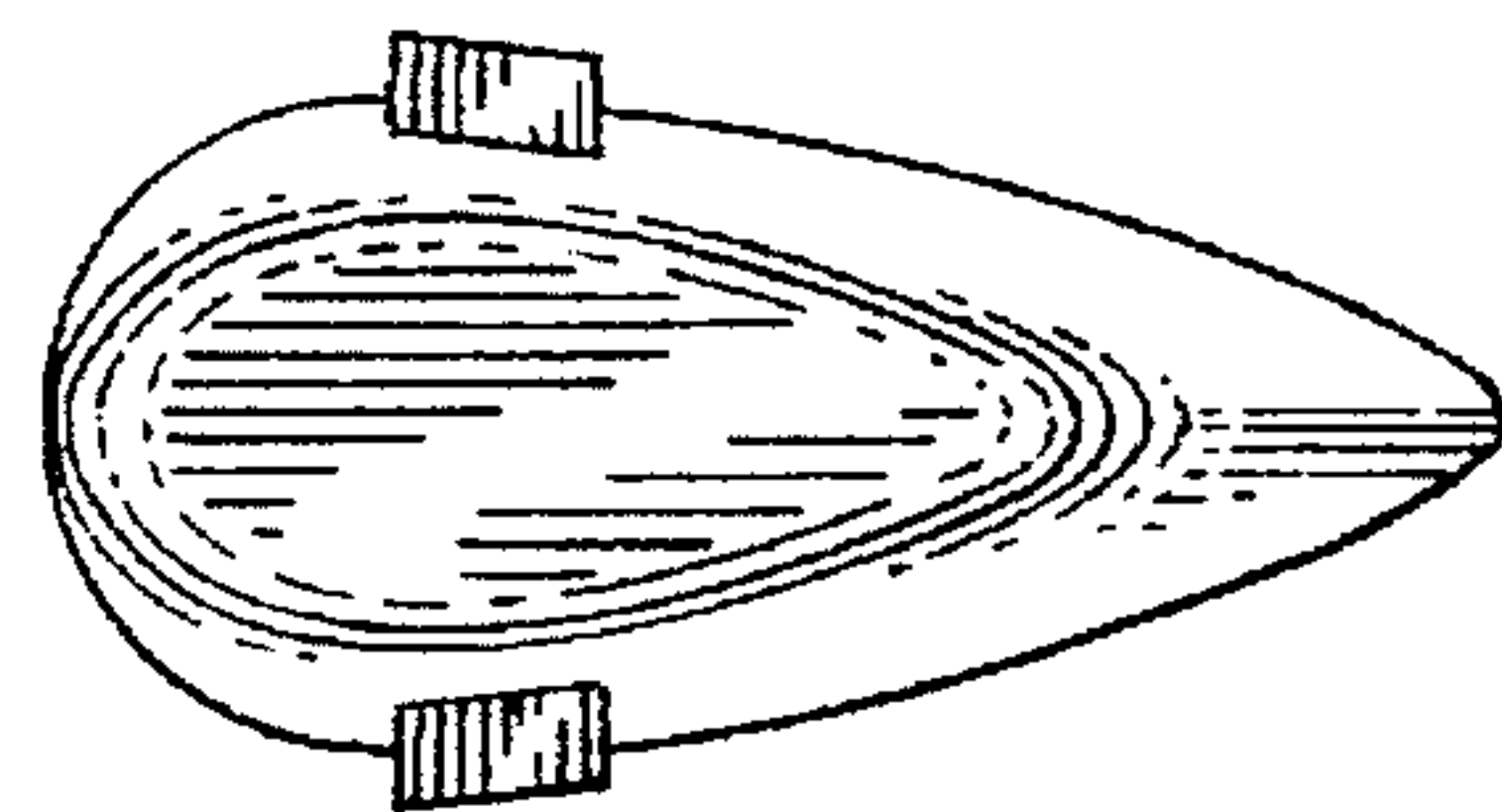



Fig. 3

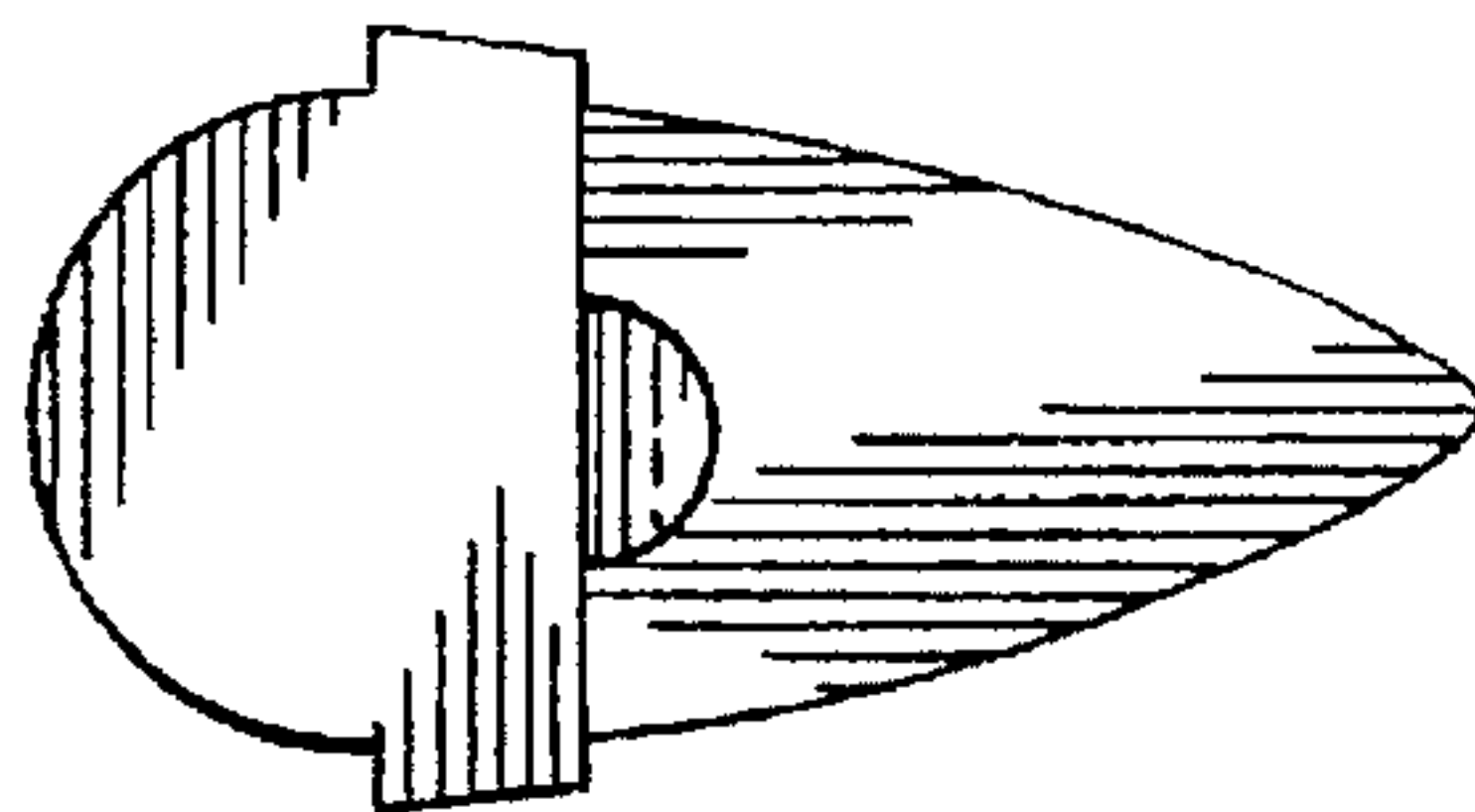


Fig. 6

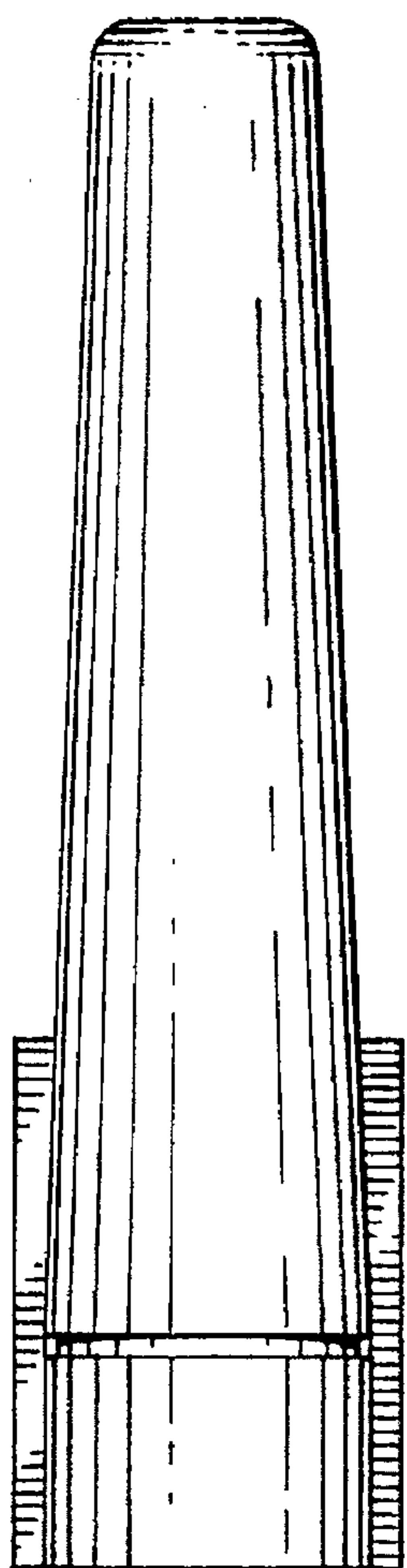


Fig. 4




Fig. 5