



US00D381880S

# United States Patent [19]

LaValley et al.

[11] Patent Number: **Des. 381,880**

[45] Date of Patent: **\*\*Aug. 5, 1997**

[54] **DUAL ELEMENT HEATER**

[75] Inventors: **Ronald W. LaValley**, Belmont;  
**Michael Carlomagno**, Redwood City;  
**Jeffrey Philips**, Sunnyvale; **Tark Abed**,  
Palo Alto, all of Calif.

[73] Assignee: **Metcal, Inc.**, Menlo Park, Calif.

[\*\*] Term: **14 Years**

[21] Appl. No.: **27,790**

[22] Filed: **Sep. 2, 1994**

[51] LOC (6) Cl. .... **08-05**

[52] U.S. Cl. .... **D8/29.2**

[58] Field of Search ..... **D8/29.2; 29/764;**  
**219/221, 227-235; 228/51-55**

[56] **References Cited**

**U.S. PATENT DOCUMENTS**

- 3,752,017 8/1973 Lloyd et al. .
- 3,804,320 4/1974 Vandermark .

- 3,980,861 9/1976 Fukunaga .
- 4,034,202 7/1977 Vandermark .
- 4,256,945 3/1981 Carter et al. .
- 4,389,912 6/1983 Dallons et al. .
- 4,553,021 11/1985 Conti .
- 4,695,713 9/1987 Krumme .
- 5,145,101 9/1992 Brown et al. .... 228/51
- 5,241,156 8/1993 Wallgren et al. .

*Primary Examiner*—Antoine Duval Davis  
*Attorney, Agent, or Firm*—Howard L. Rose

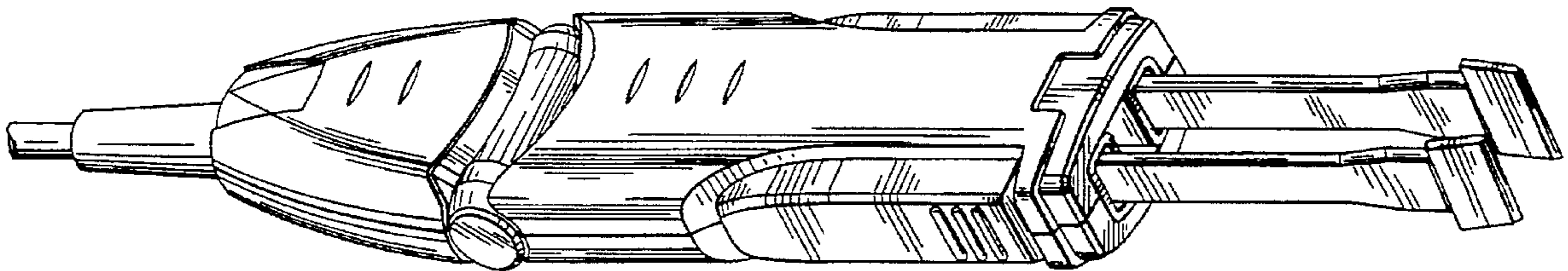
[57] **CLAIM**

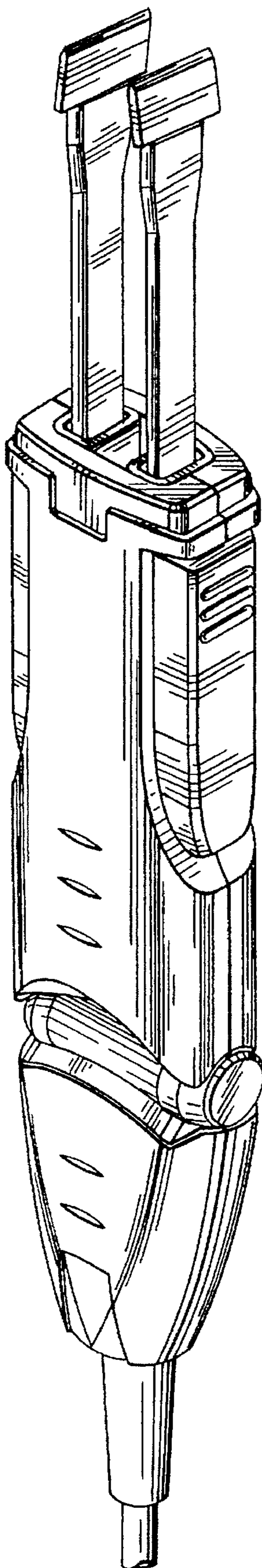
The ornamental design for a dual element heater, as shown and described.

**DESCRIPTION**

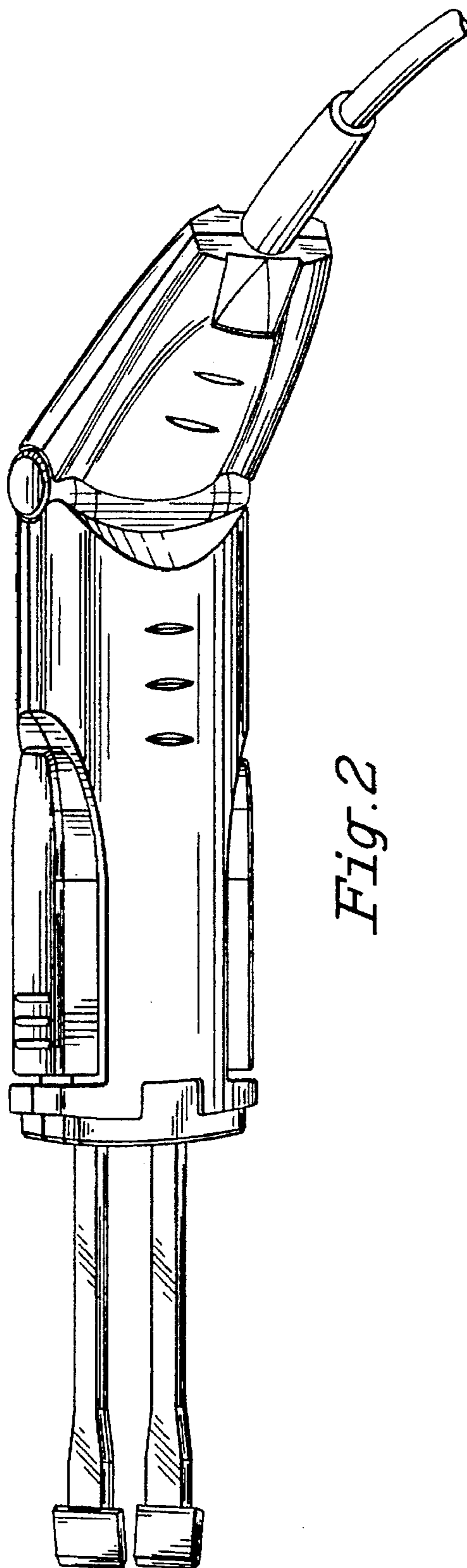
FIG. 1 is a perspective view of the top, one and one end thereof;  
FIG. 2 is a view of the top and one side thereof;  
FIG. 3 is a top view thereof the opposite side being identical;  
and,  
FIG. 4 is a side view thereof.

**1 Claim, 2 Drawing Sheets**

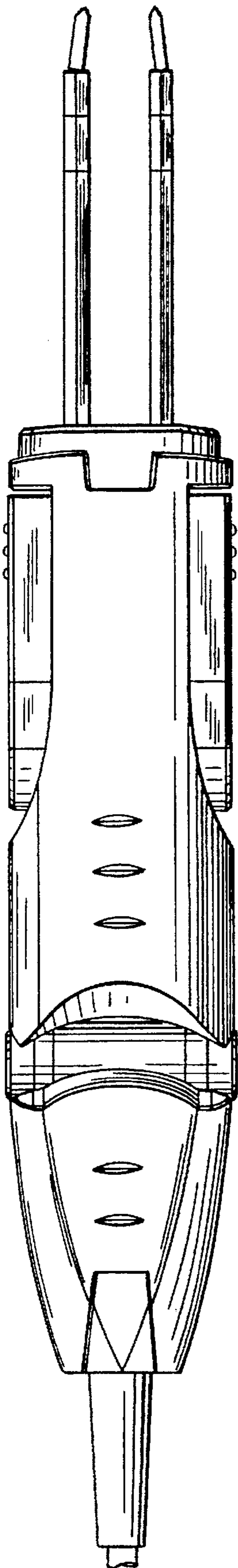




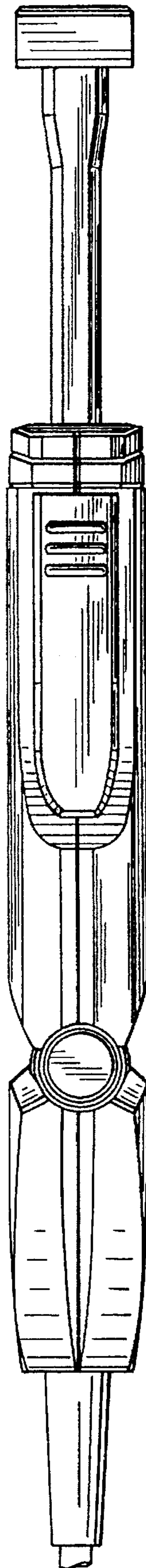
*Fig. 1*



*Fig. 2*



*Fig. 3*



*Fig. 4*