



US00D381876S

# United States Patent [19] Gou

[11] Patent Number: **Des. 381,876**  
[45] Date of Patent: **\*\*Aug. 5, 1997**

[54] **HANDLE FOR A SPADE**

[76] Inventor: **Fu-Chi Gou**, No. 20, Lane 363,  
Fu-Chien Rd., Fu-Shin Hsian,  
Chang-Hua Hsien, Taiwan

[\*\*] Term: **14 Years**

[21] Appl. No.: **48,993**

[22] Filed: **Jan. 16, 1996**

[51] LOC (6) Cl. .... **08-07**

[52] U.S. Cl. .... **D8/10**

[58] Field of Search ..... D8/10, DIG. 7,  
D8/107; 81/177.1, 489; 7/167; D7/664,  
649, 401.2; 294/49, 55

[56] **References Cited**

**U.S. PATENT DOCUMENTS**

D. 144,446 4/1946 Black ..... D8/DIG. 7

D. 148,920 3/1948 Eisenberg ..... D8/DIG. 7

D. 338,149 8/1993 Adams ..... D8/107  
D. 355,831 2/1995 Hull et al. .... D8/107  
D. 362,588 9/1995 Cohen et al. .... D8/107 X  
D. 362,589 9/1995 Cohen et al. .... D8/107 X

*Primary Examiner*—Holly Baynham  
*Attorney, Agent, or Firm*—Browdy and Neimark

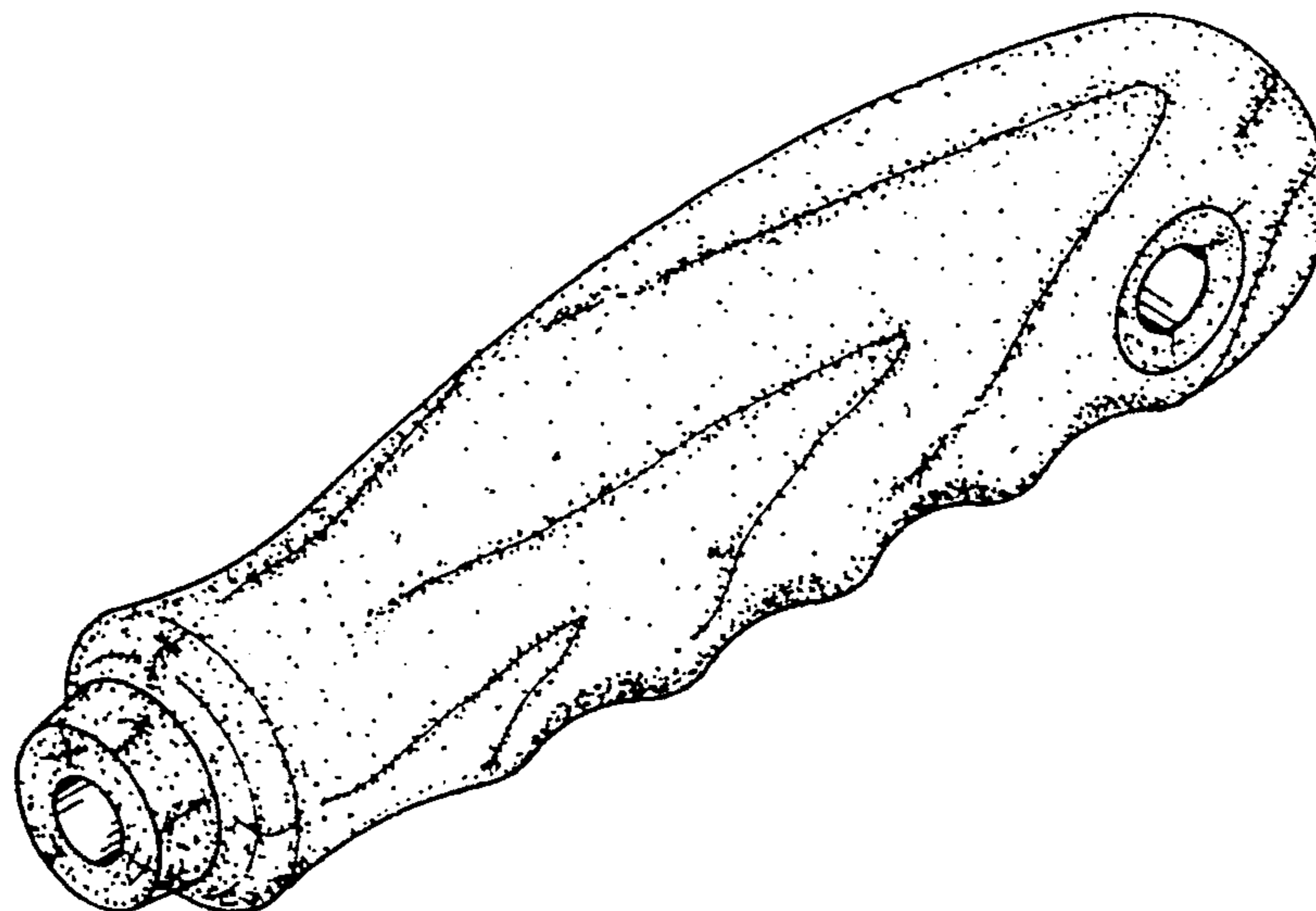
[57] **CLAIM**

The ornamental design for a handle for a spade, as shown and described.

**DESCRIPTION**

FIG. 1 shows a perspective view of the present design;  
FIG. 2 shows a front elevational view of the present design;  
FIG. 3 shows a left elevational view of the present design;  
FIG. 4 shows a right elevational view of the present design;  
FIG. 5 shows a top plan view of the present design; and,  
FIG. 6 shows a bottom plan view of the present design.

**1 Claim, 1 Drawing Sheet**






FIG. 5

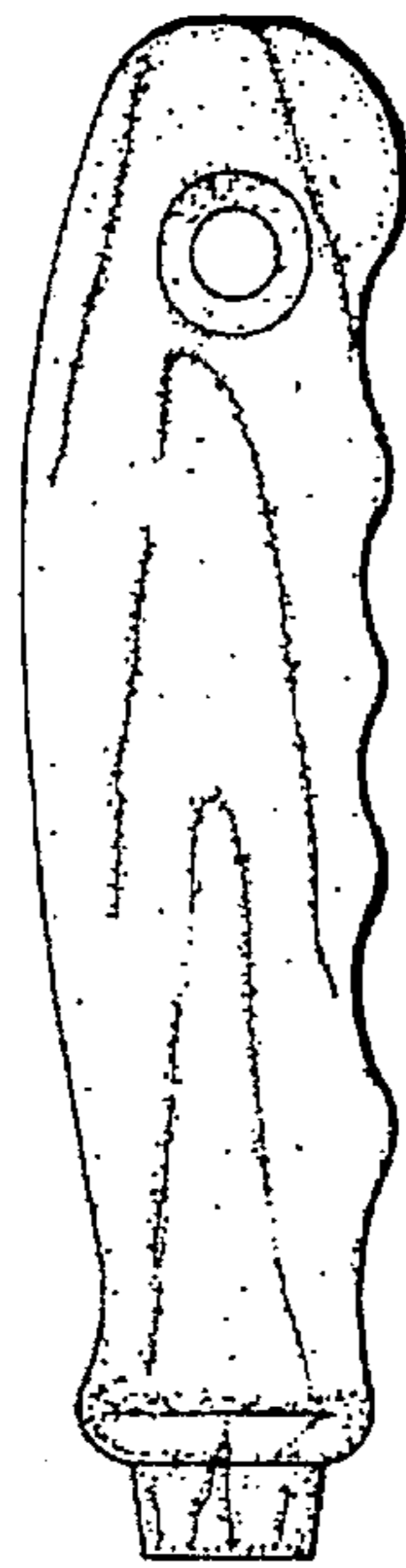


FIG. 2




FIG. 6

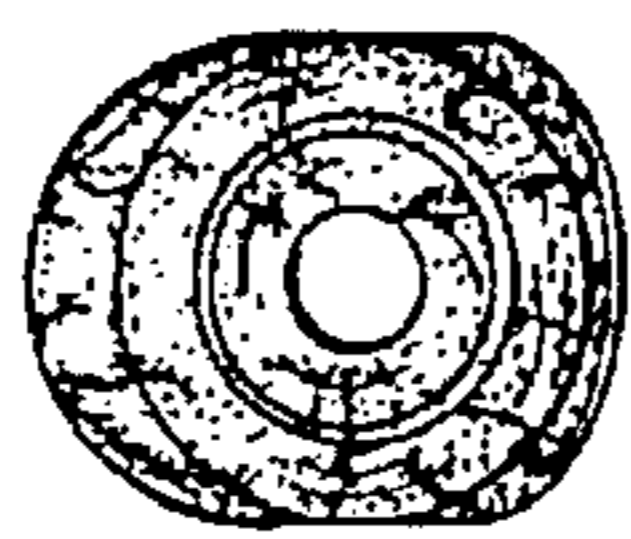


FIG. 3

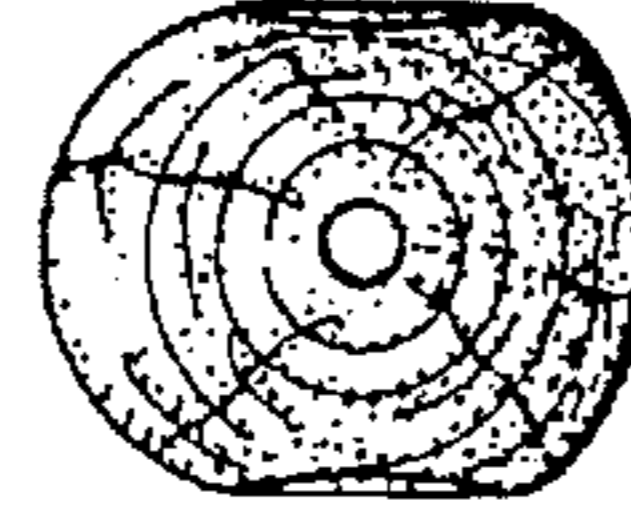


FIG. 4

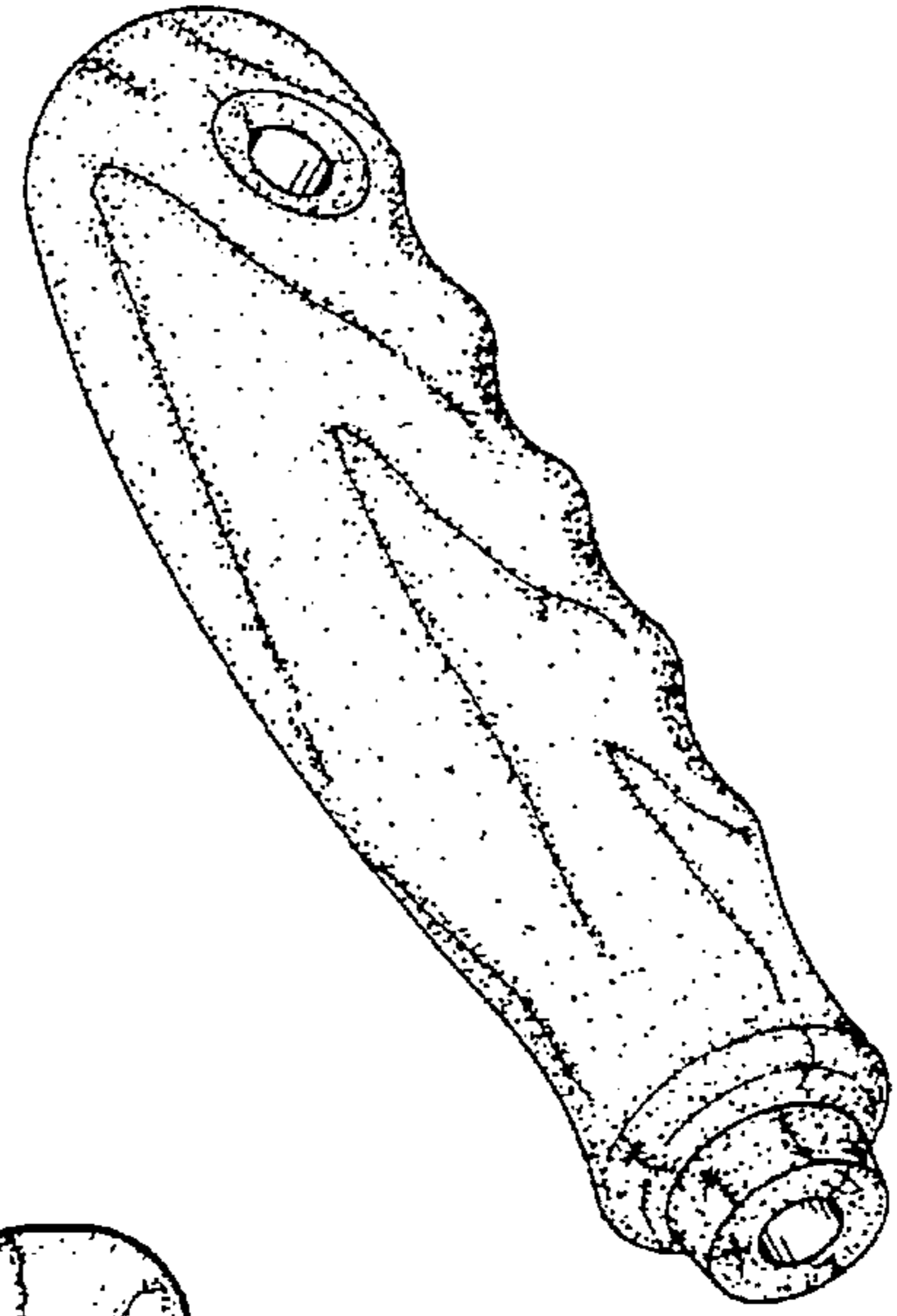


FIG. 1