



US00D381860S

United States Patent [19] Chiang

[11] Patent Number: **Des. 381,860**

[45] Date of Patent: ****Aug. 5, 1997**

[54] **BARBECUE GRILL**

5,159,917 11/1992 Archer et al. D6/25 R
5,213,075 5/1993 Stephen et al. 126/25 B

[76] Inventor: **Chih-ming Chiang**, 7th Fl., No. 25,
Lane 33, Sec. 2, Hsingan Rd., Taichung,
Taiwan

OTHER PUBLICATIONS

In Re Weber-Stephen Products Co., 3 U.S.P.Q.2d 1659
(1987).

[**] Term: **14 Years**

Primary Examiner—Ruth McInroy
Attorney, Agent, or Firm—Kolisch, Hartwell, Dickinson,
McCormack & Heuser

[21] Appl. No.: **50,273**

[22] Filed: **Feb. 13, 1996**

[57] CLAIM

[51] LOC (6) Cl. **07-02**

[52] U.S. Cl. **D7/334**

[58] Field of Search D7/332-338; 126/24,
126/25 R, 25 A, 25 AA, 29-30, 9 R, 38,
19 M, 211, 275 R, 275 E

The ornamental design for a barbecue grill, as shown and
described.

DESCRIPTION

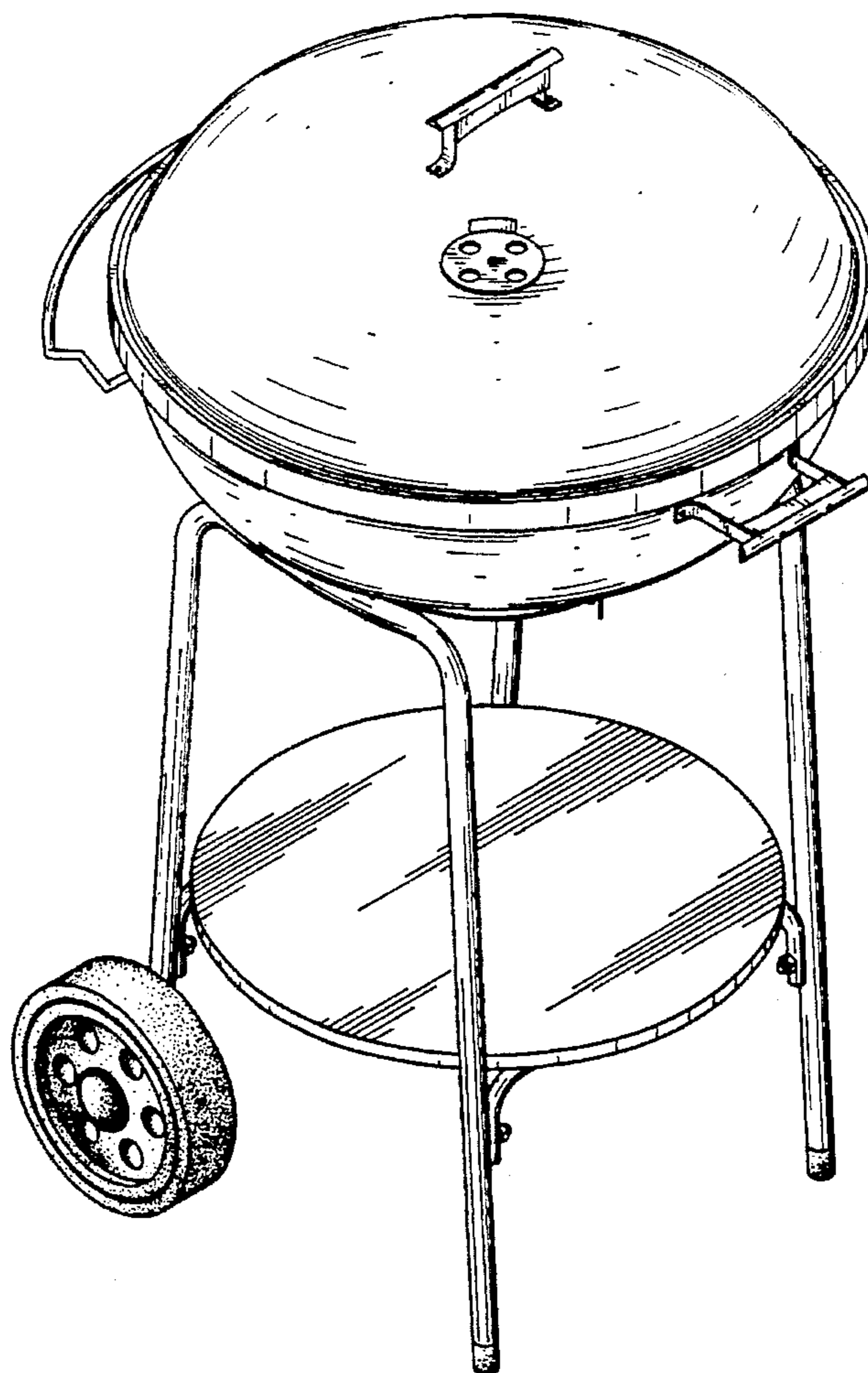
[56] References Cited

U.S. PATENT DOCUMENTS

D. 188,879	9/1960	Gauss et al.	D7/334
D. 315,079	3/1991	Jui-Yen	D7/334
D. 350,668	9/1994	Oiebel et al.	D7/334
4,353,347	10/1982	Seed	126/41 R
4,553,524	11/1985	Wheat et al.	126/25 R
4,966,126	10/1990	Wu	126/25 R
5,036,832	8/1991	Schlosser et al.	126/243
5,111,802	5/1992	Lin	126/25 R

FIG. 1 is a front-left-top perspective view of a barbecue grill,
showing my new design;
FIG. 2 is a front elevational view thereof;
FIG. 3 is a rear elevational view thereof;
FIG. 4 is a left elevational view thereof;
FIG. 5 is a right elevational view thereof;
FIG. 6 is a top plane view thereof;
FIG. 7 is a bottom plane view thereof; and,
FIG. 8 is a perspective view of the barbecue grill which is
in an open status.

1 Claim, 7 Drawing Sheets






FIG. 1

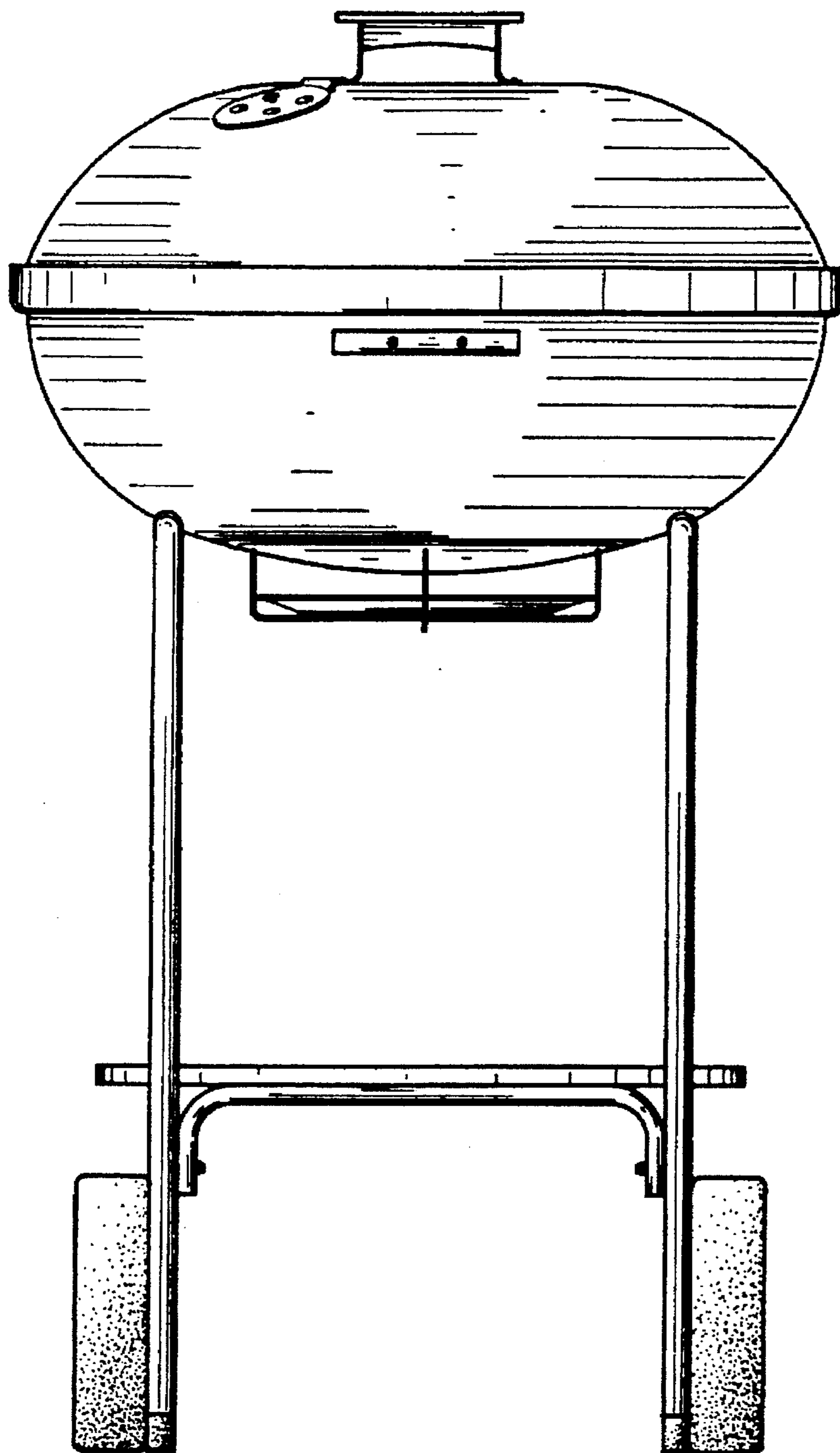


FIG. 2

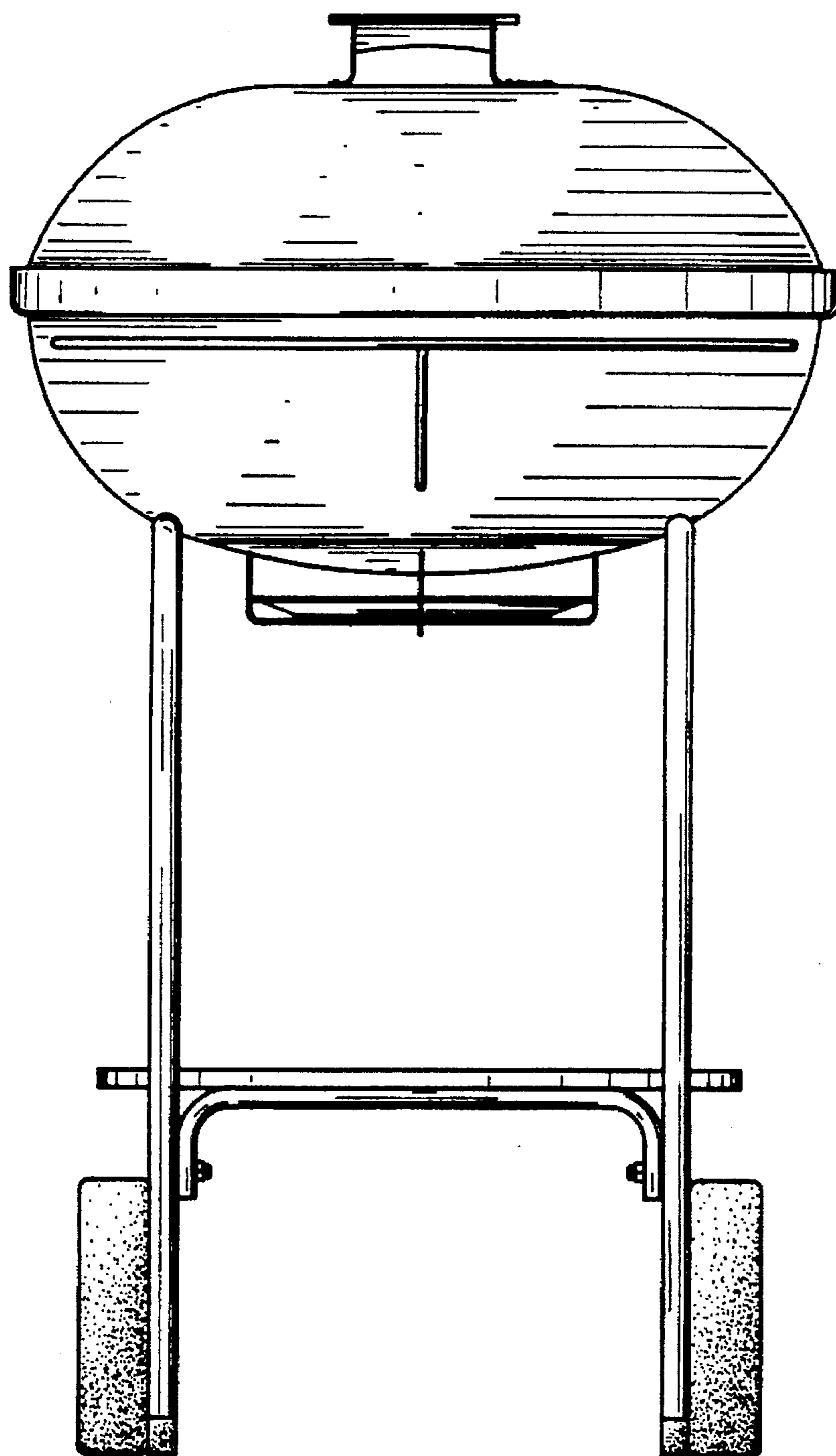


FIG. 3




FIG. 4




FIG. 5

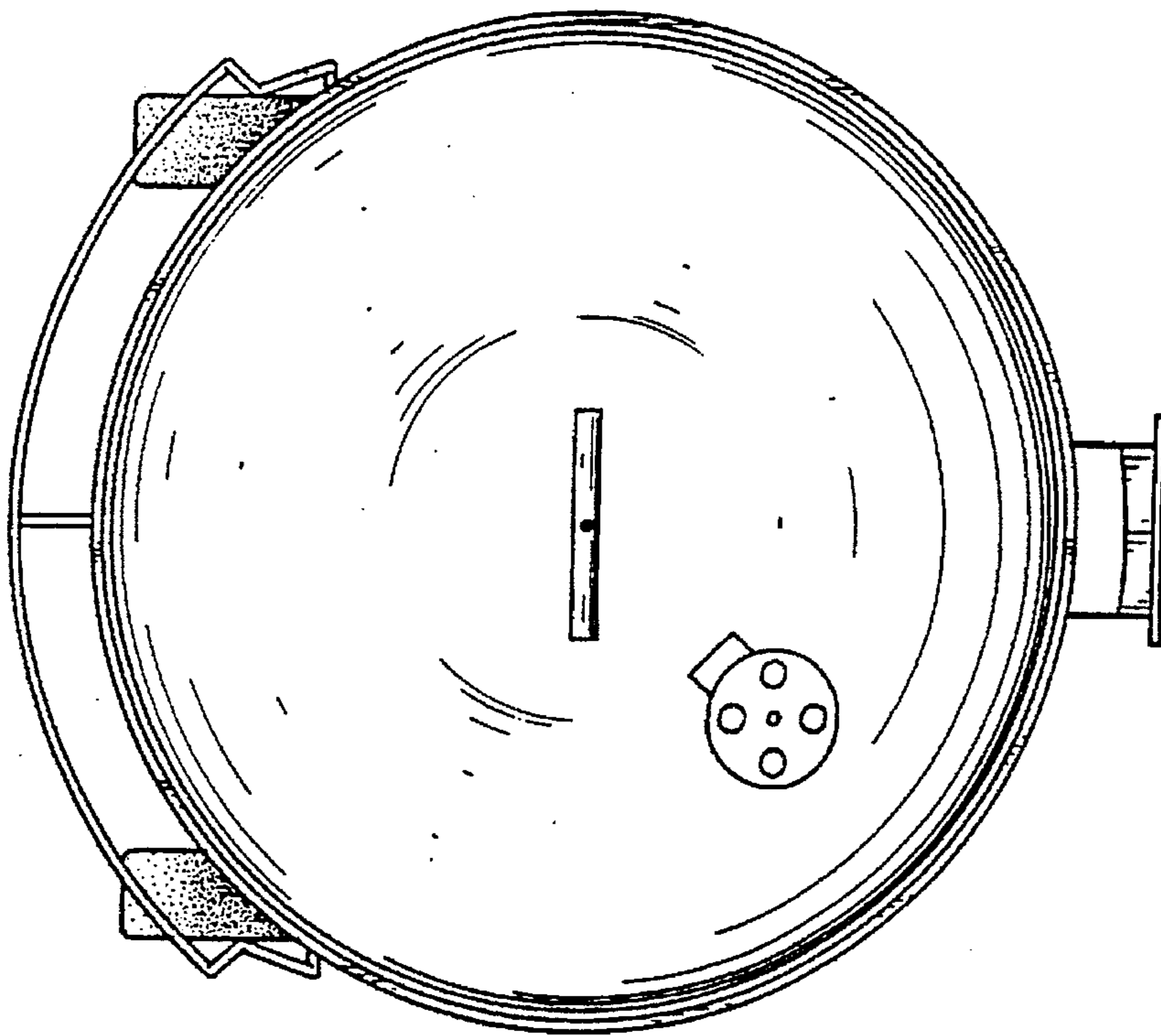


FIG. 6

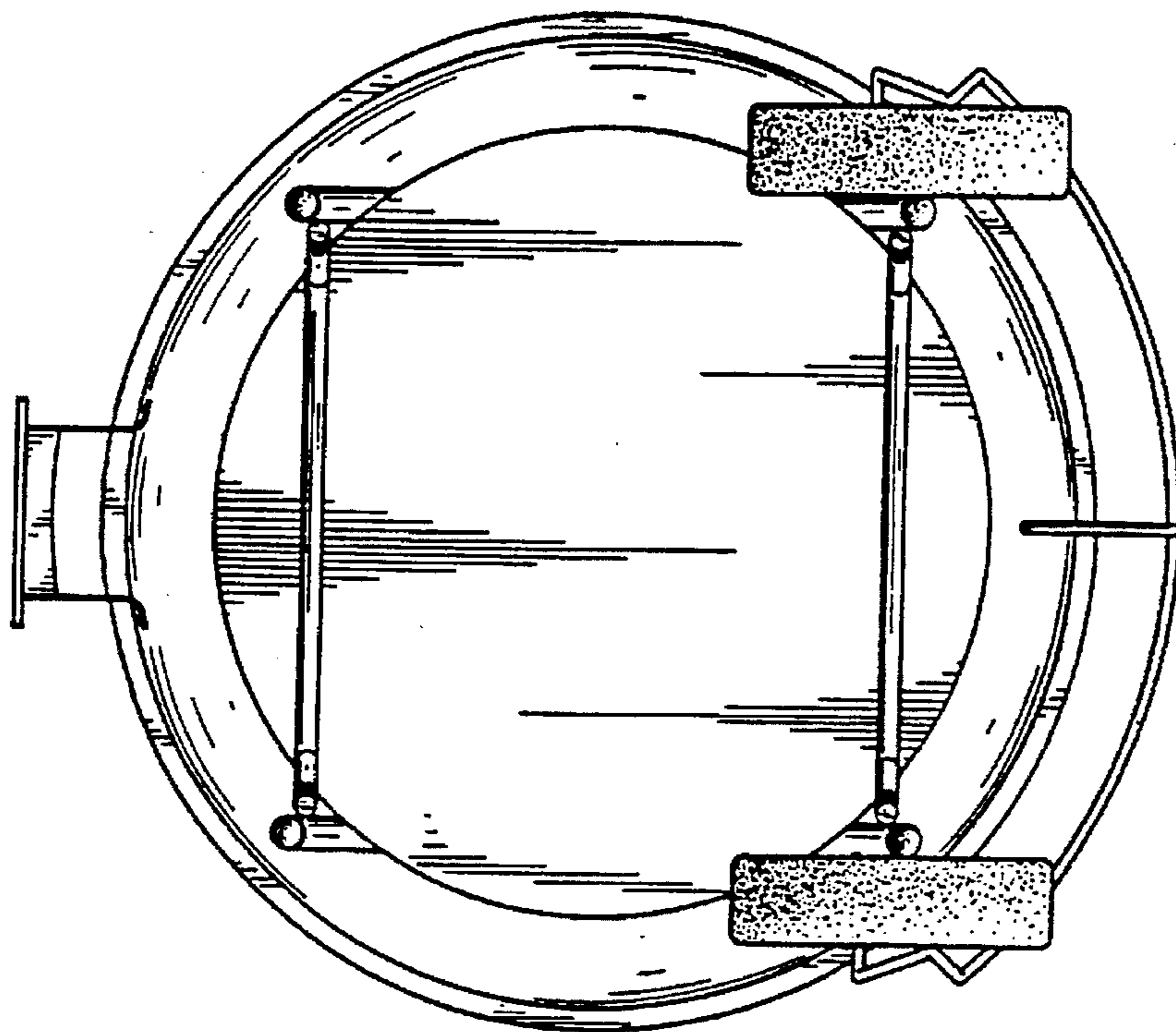


FIG. 7




FIG. 8