



US00D381858S

United States Patent [19]
Richaud

[11] **Patent Number: Des. 381,858**
[45] **Date of Patent: **Aug. 5, 1997**

[54] **ELECTRIC KETTLE**
[75] **Inventor: Guy Richaud, Rumilly, France**
[73] **Assignee: Tefal S.A., Rumilly, France**
[**] **Term: 14 Years**

D. 335,239 5/1993 Crunden et al. D7/316 X
D. 345,669 4/1994 Piret D7/316 X
D. 345,670 4/1994 Piret D7/317 X
D. 362,151 9/1995 Wilson et al. D7/319
D. 362,582 9/1995 Wilson et al. D7/318 X
D. 367,394 2/1996 Wai D7/317 X
2,805,561 9/1957 Emmert et al. D7/316 X
4,825,759 5/1989 Grome et al. D7/312 X

[21] **Appl. No.: 49,915**
[22] **Filed: Feb. 5, 1996**
[30] **Foreign Application Priority Data**

Aug. 3, 1995 [FR] France 95 4325

[51] **LOC (6) Cl. 07-01**
[52] **U.S. Cl. D7/319; D7/318**
[58] **Field of Search D7/300, 312, 316,
D7/317, 318, 319, 320, 321, 322, 608,
600, 598, 309; D23/209; 222/470, 475.1;
99/306**

OTHER PUBLICATIONS

Electric Kettle by Tefal, "HFD" Nov. 1986 p. 70.
Chug-A-Long Hot Beverage Maker, Travelware Aug. 1986
p. 27.
Hot Water Jug, Mellerwale International Design 440 Aug.
1985 p. 62.

Primary Examiner—M. N. Pandozzi
Attorney, Agent, or Firm—Young & Thompson

[57] **CLAIM**

The ornamental design for an electric kettle, as shown and
described.

DESCRIPTION


FIG. 1 is a front elevational view of an electric kettle
showing my new design;
FIG. 2 is a bottom plan view thereof;
FIG. 3 is a rear elevational view thereof;
FIG. 4 is a top plan view thereof; and,
FIG. 5 is a side elevational view thereof from the right of
FIG. 1, the side opposite that shown in FIG. 5 being the
mirror image thereof.

1 Claim, 5 Drawing Sheets

[56] **References Cited**

U.S. PATENT DOCUMENTS

D. 269,585 7/1983 Phillips D7/321
D. 285,160 8/1986 Osit D7/317
D. 287,807 1/1987 Wilson D7/319 X
D. 293,761 1/1988 St. John Rumble D7/319 X
D. 305,980 2/1990 Binder et al. D7/300 X
D. 307,857 5/1990 Groome et al. D7/321 X
D. 335,238 5/1993 Correa et al. D7/317



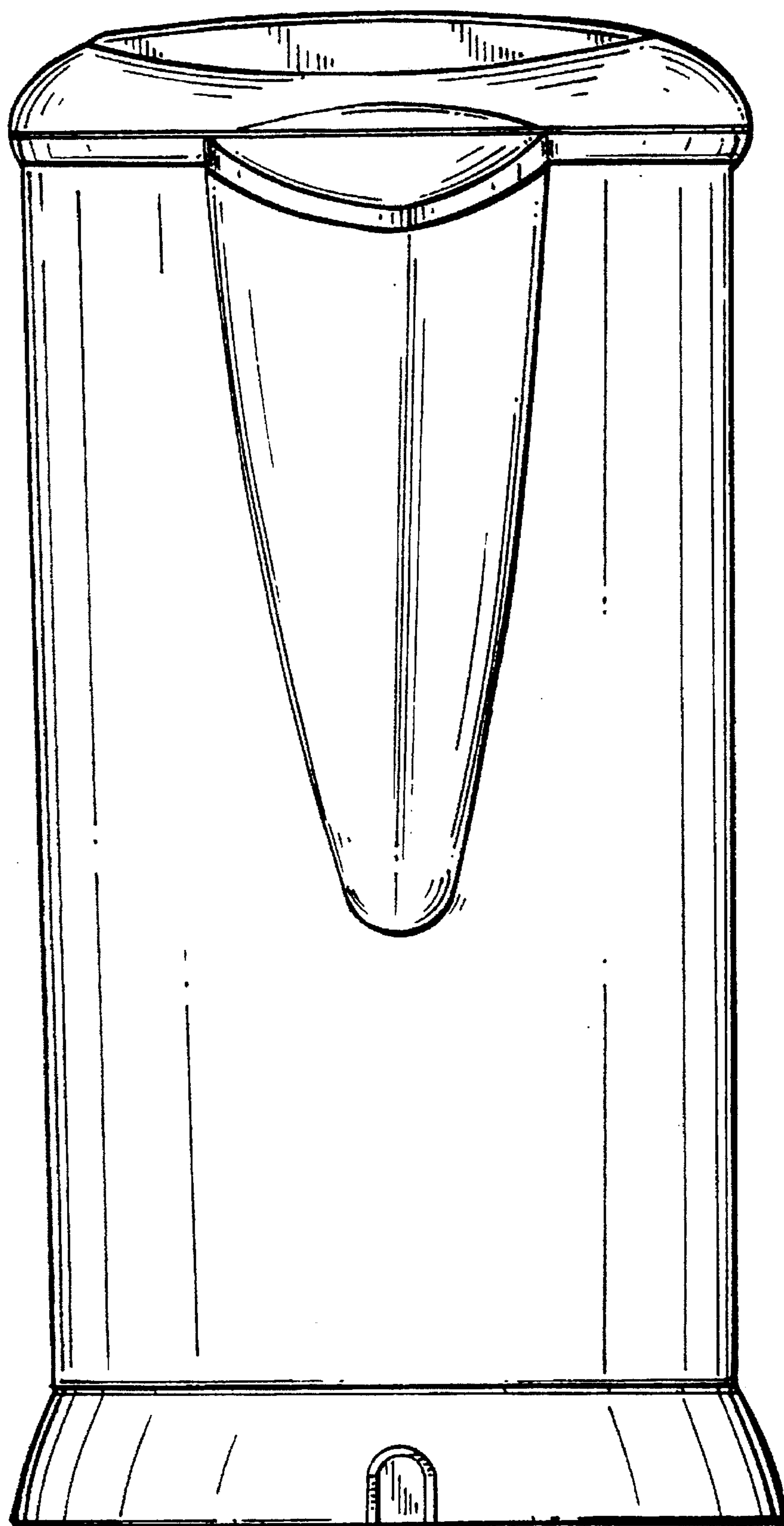


FIG. 1

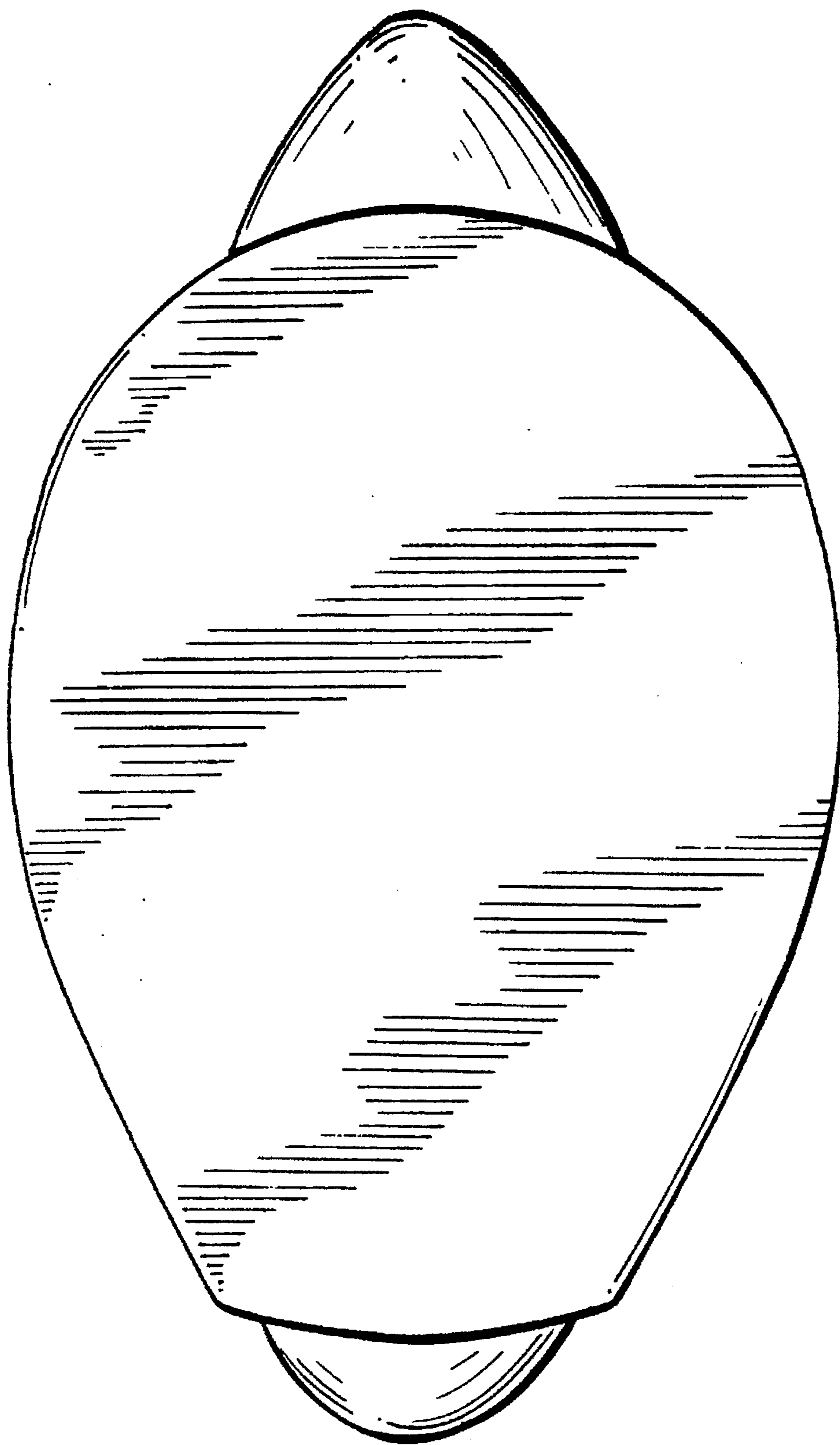


FIG. 2

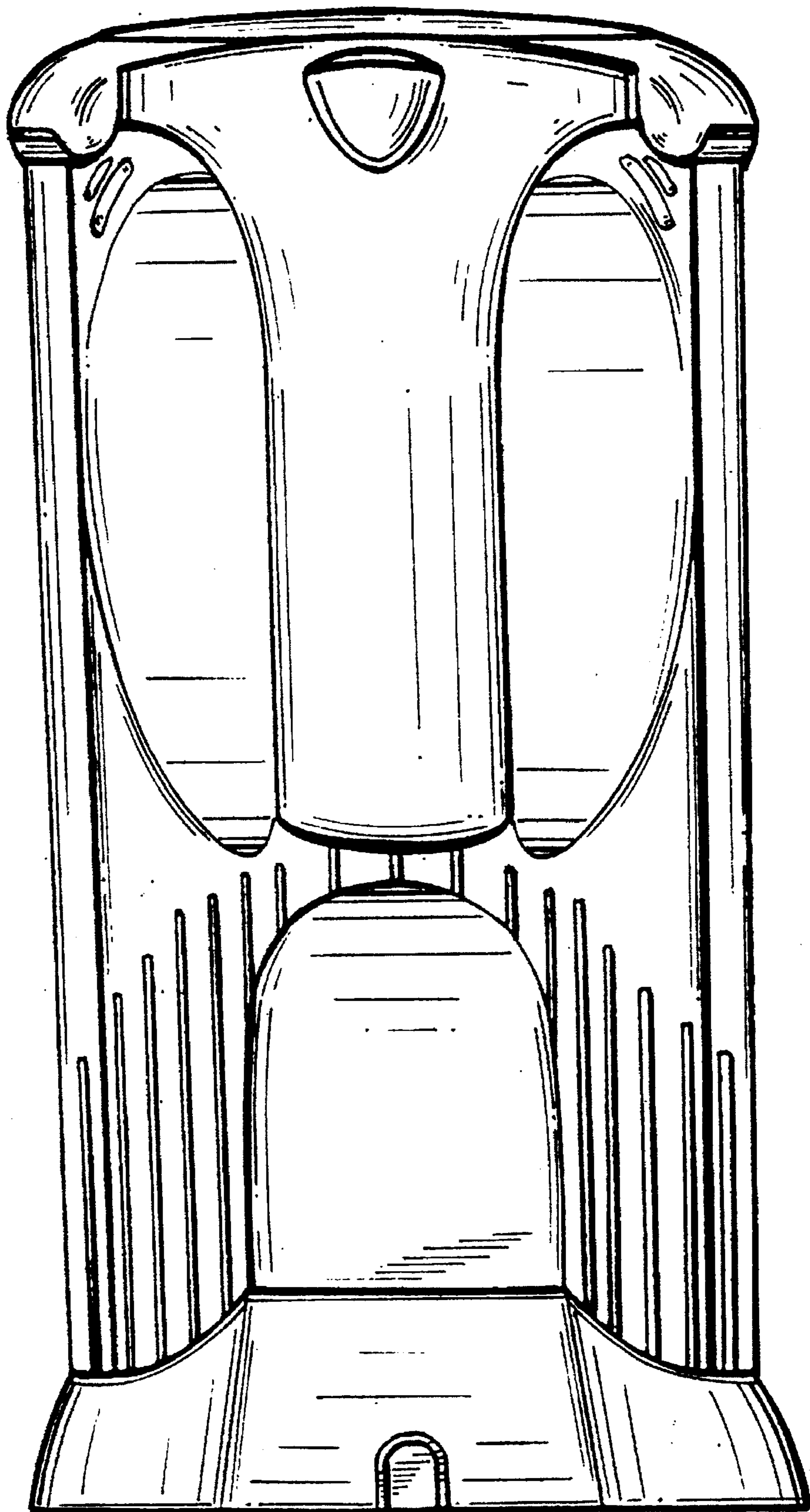


FIG. 3

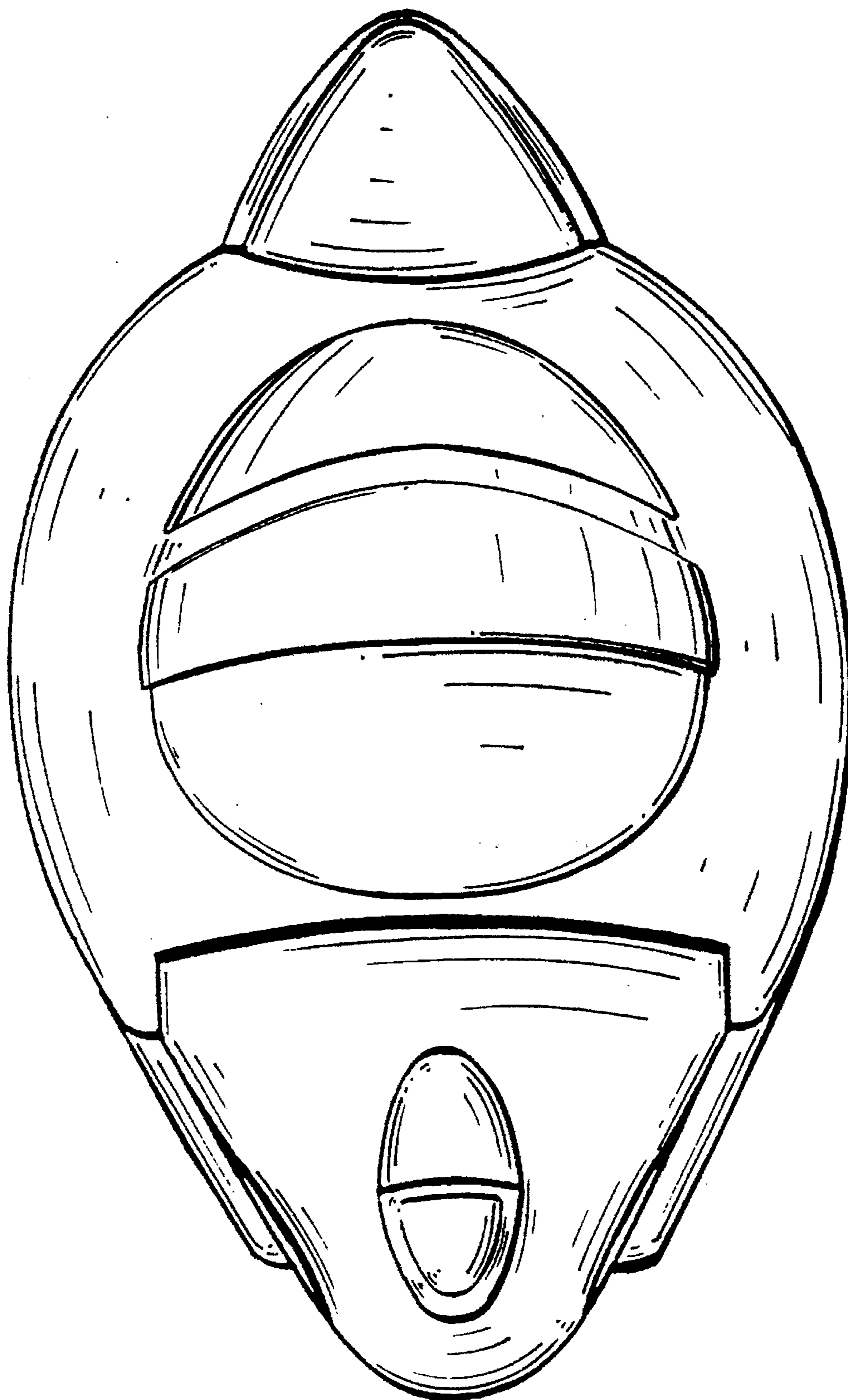


FIG. 4



FIG. 5