



US00D381847S

United States Patent [19] Shingles

[11] Patent Number: Des. 381,847

[45] Date of Patent: **Aug. 5, 1997

[54] UMBRELLA HOLSTER

[76] Inventor: Elwood C. Shingles, 2303 Yorkshire Dr., Greensboro, N.C. 27406

[**] Term: 14 Years

[21] Appl. No.: 56,263

[22] Filed: Jun. 18, 1996

[51] LOC (6) Cl. 07-06

[52] U.S. Cl. D6/513; D7/620

[58] Field of Search D6/513, 567, 534, D6/514; D7/619, 620, 621, 601, 602; 211/63, 189, 62, 65, 60.1, 113, 50

[56] **References Cited**

U.S. PATENT DOCUMENTS

D. 251,174	2/1979	Biever	D7/620
D. 256,279	8/1980	Huggins	D7/620 X
D. 364,520	11/1995	Matthews	D6/514
D. 368,982	4/1996	Black	D6/513 X
D. 374,312	10/1996	Edgar	D6/567 X
782,357	2/1905	Pogue .	
2,014,241	9/1935	Van Ness .	
2,028,337	1/1936	Lane .	
2,154,634	4/1939	Mott	211/63

2,426,113	8/1947	Northcutt .
3,351,251	11/1967	Hinkle .
4,378,888	4/1983	Reed .
5,046,622	9/1991	Wood .

FOREIGN PATENT DOCUMENTS

34004 8/1908 Germany 211/62

Primary Examiner—Susan J. Lucas
Assistant Examiner—Pamela Burgess

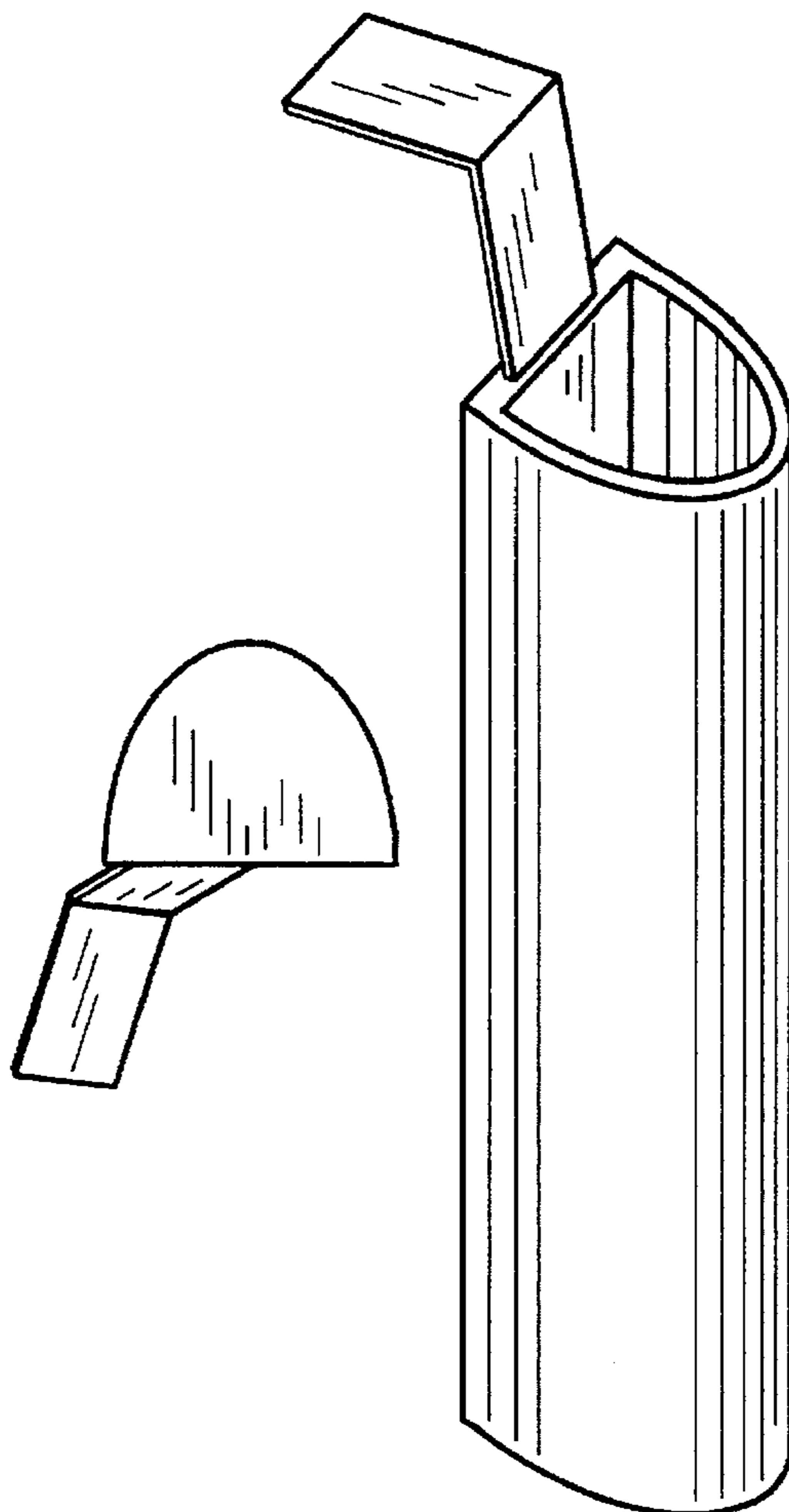
[57] **CLAIM**

The ornamental design for an umbrella holster, as shown and described.

DESCRIPTION

FIG. 1 is a front elevational view of an umbrella holster embodying my design;
FIG. 2 is a bottom plan view thereof;
FIG. 3 is a right side elevational view of the umbrella holster as seen in FIG. 1;
FIG. 4 is a left side elevational view thereof;
FIG. 5 is a rear elevational view of the umbrella holster as seen in FIG. 1; and,
FIG. 6 is a front top perspective view of the umbrella holster as shown.

1 Claim, 2 Drawing Sheets






FIG. 1




FIG. 3




FIG. 4

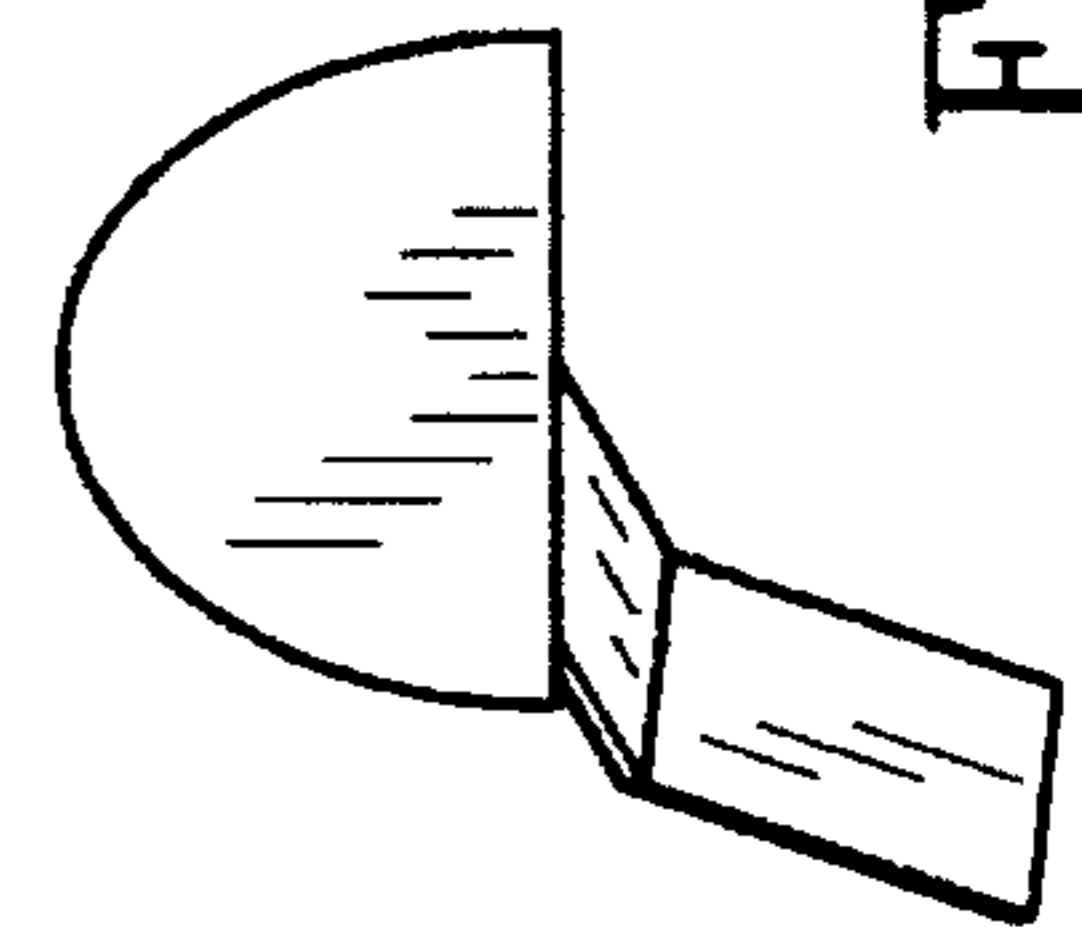


FIG. 2




FIG. 6

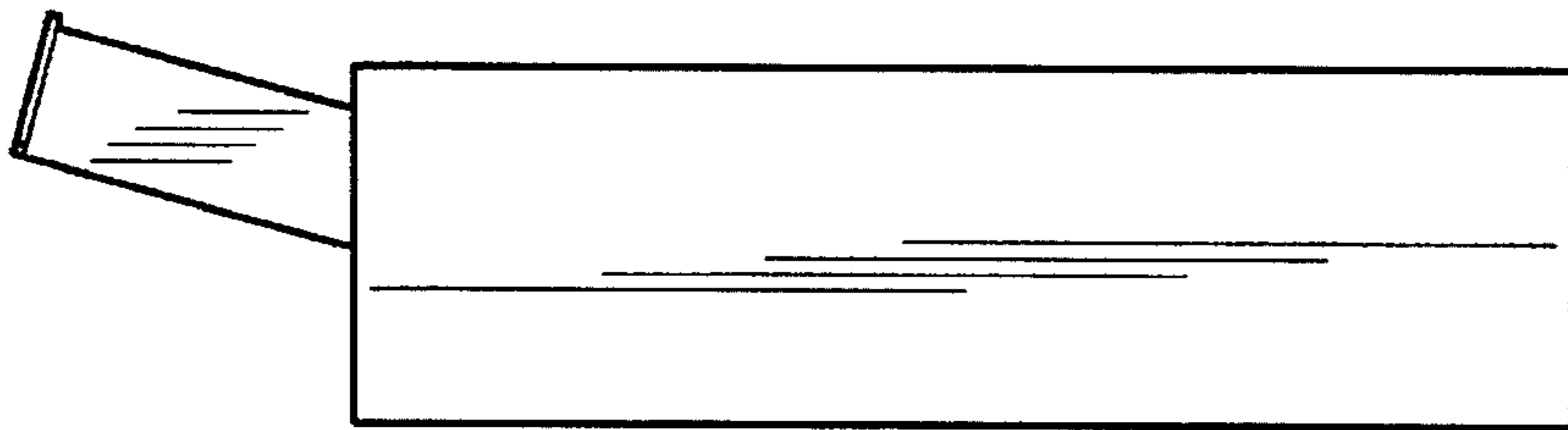


FIG. 5