



US00D381822S

United States Patent [19]
Lin

[11] **Patent Number: Des. 381,822**

[45] **Date of Patent: **Aug. 5, 1997**

[54] **CHAIR**

[76] **Inventor: Patrick Lin**, 3rd Fl., No. 128, Sec. 3,
Minsheng E. Rd., Taipei, Taiwan

[**] **Term: 14 Years**

[21] **Appl. No.: 57,108**

[22] **Filed: Jul. 16, 1996**

[51] **LOC (6) Cl. 06-01**

[52] **U.S. Cl. D6/359; D6/370; D6/381**

[58] **Field of Search D6/334, 335, 345,
D6/351, 358, 359, 370, 374, 376, 379,
380, 381, 500, 501, 502; 297/181, 232,
452.63**

[56] **References Cited**

U.S. PATENT DOCUMENTS

D. 254,879	5/1980	Eisen	D6/345
D. 278,776	5/1985	Kime	D6/500
D. 345,261	3/1994	Chen	D6/370
D. 356,450	3/1995	Weiss	D6/376
D. 364,509	11/1995	Rinaldi	D6/370
D. 366,773	2/1996	Yurk	D6/381 X

OTHER PUBLICATIONS

Domus, Apr. 1987, Chair shown by Lorenzo Rubelli.
Chervan brochure, Jan. 1991, p. 6, Chair #6355 at bottom left.

Primary Examiner—Gary D. Watson
Attorney, Agent, or Firm—Morton J. Rosenberg; David I. Klein

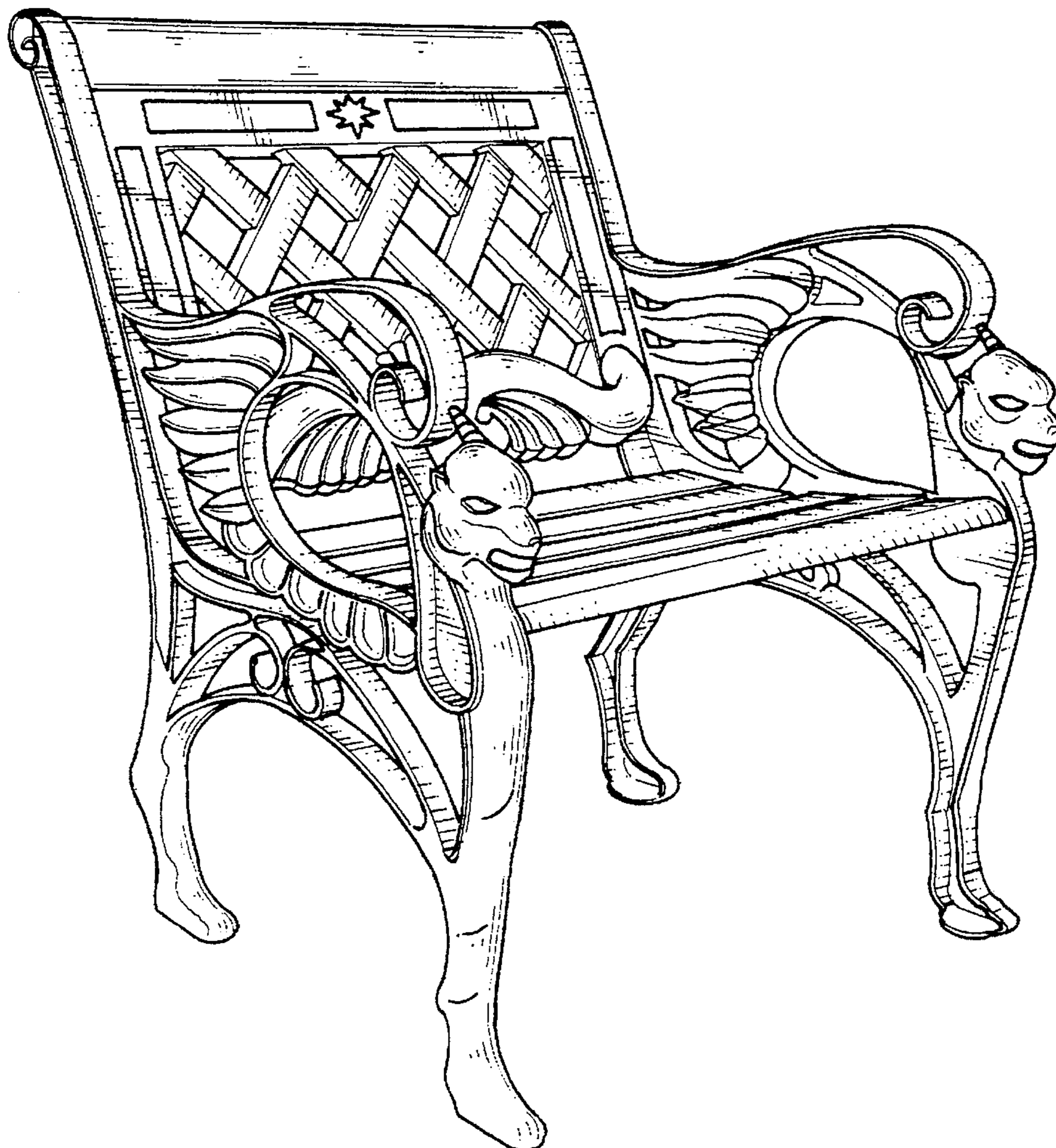
[57] **CLAIM**

The ornamental design for a chair, as shown and described.

DESCRIPTION

FIG. 1 is a perspective view from the front, top and left side of a chair showing my design;
FIG. 2 is a front view thereof;
FIG. 3 is a rear view thereof;
FIG. 4 is a right side elevational view (the left side elevational view being a mirror image thereof);
FIG. 5 is a top plan view thereof; and,
FIG. 6 is a bottom plan view thereof.
FIG. 1 has been shown on an enlarged scale.

1 Claim, 4 Drawing Sheets



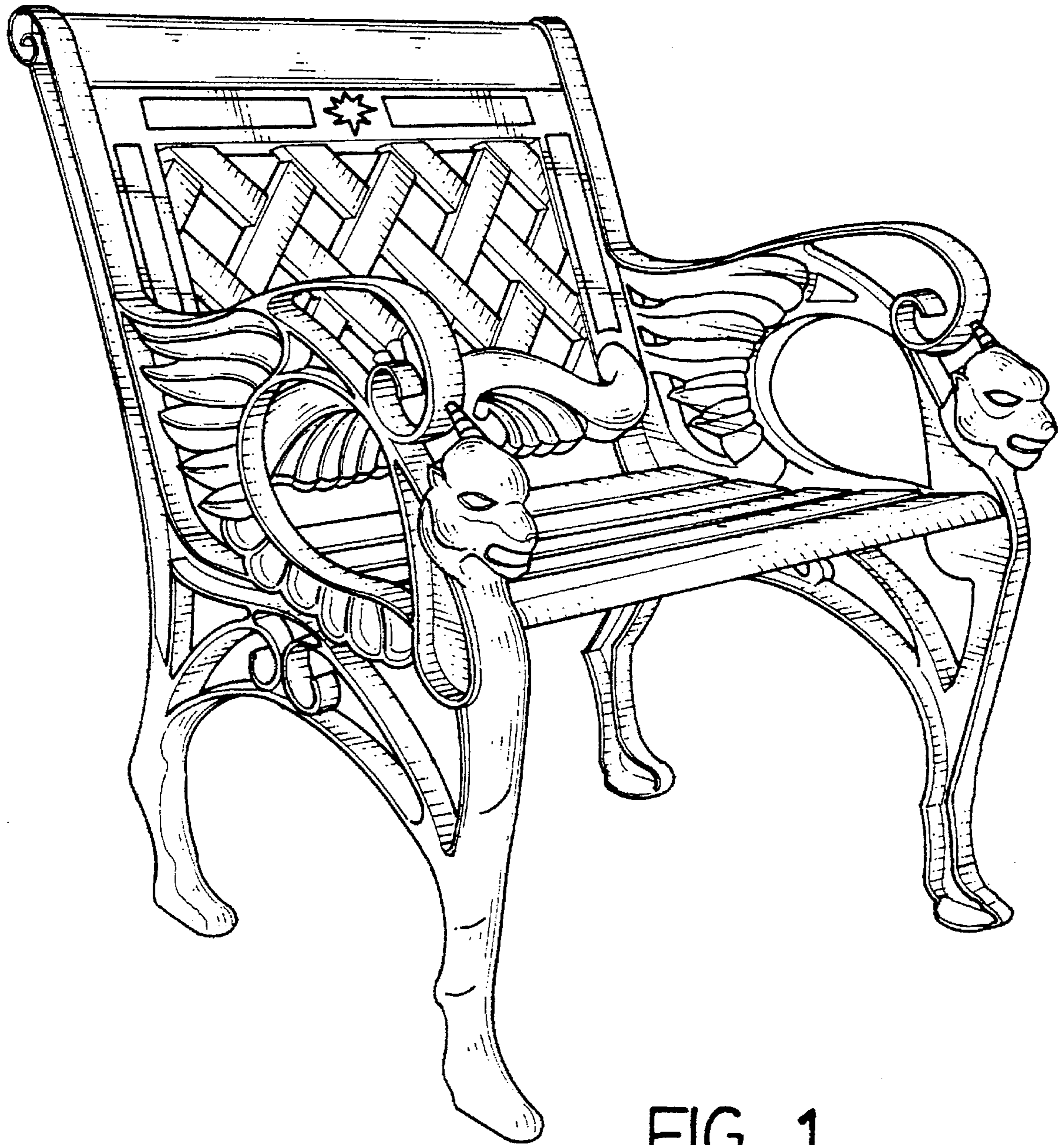


FIG. 1




FIG. 2




FIG. 3

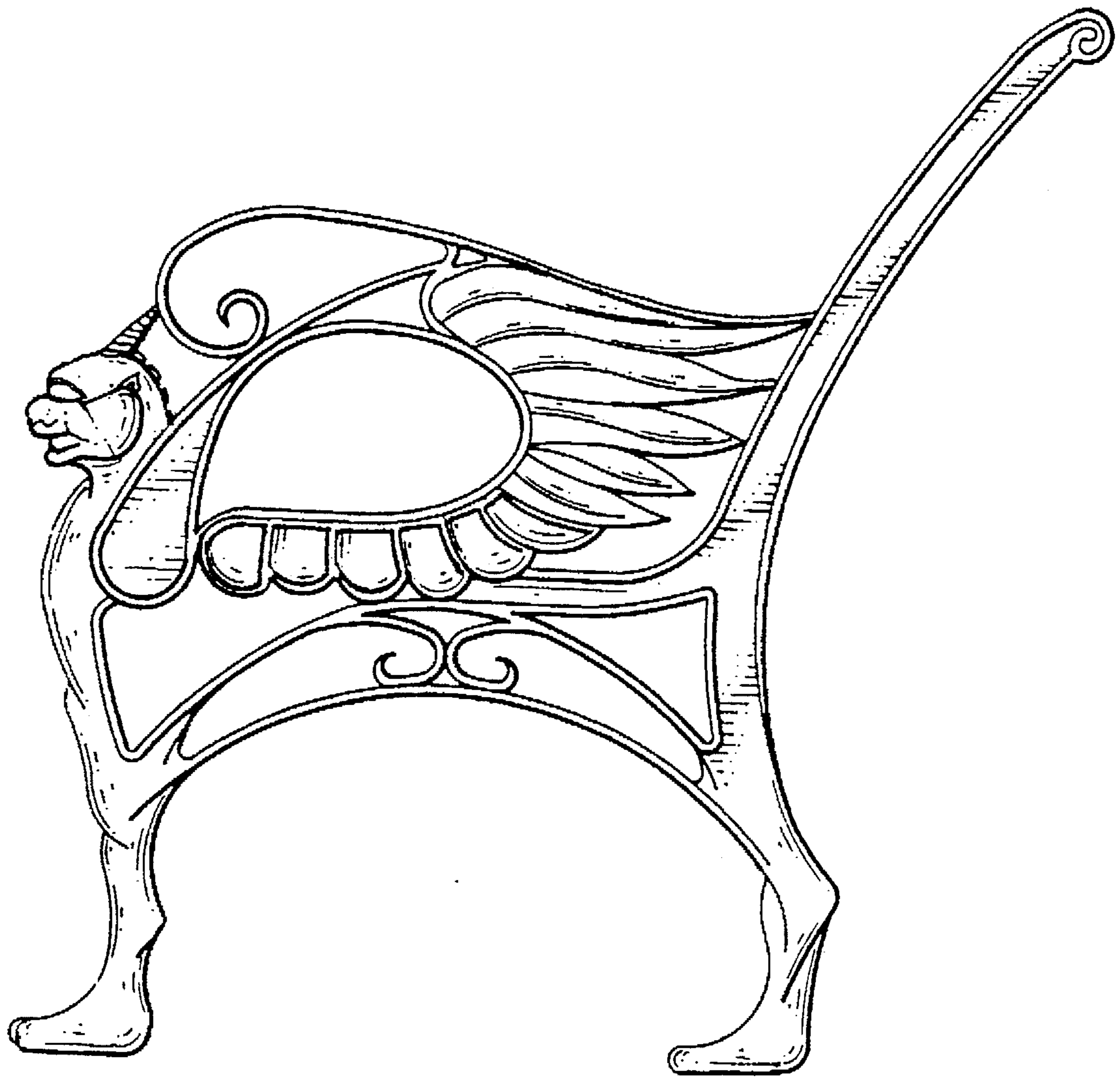


FIG. 4




FIG. 5

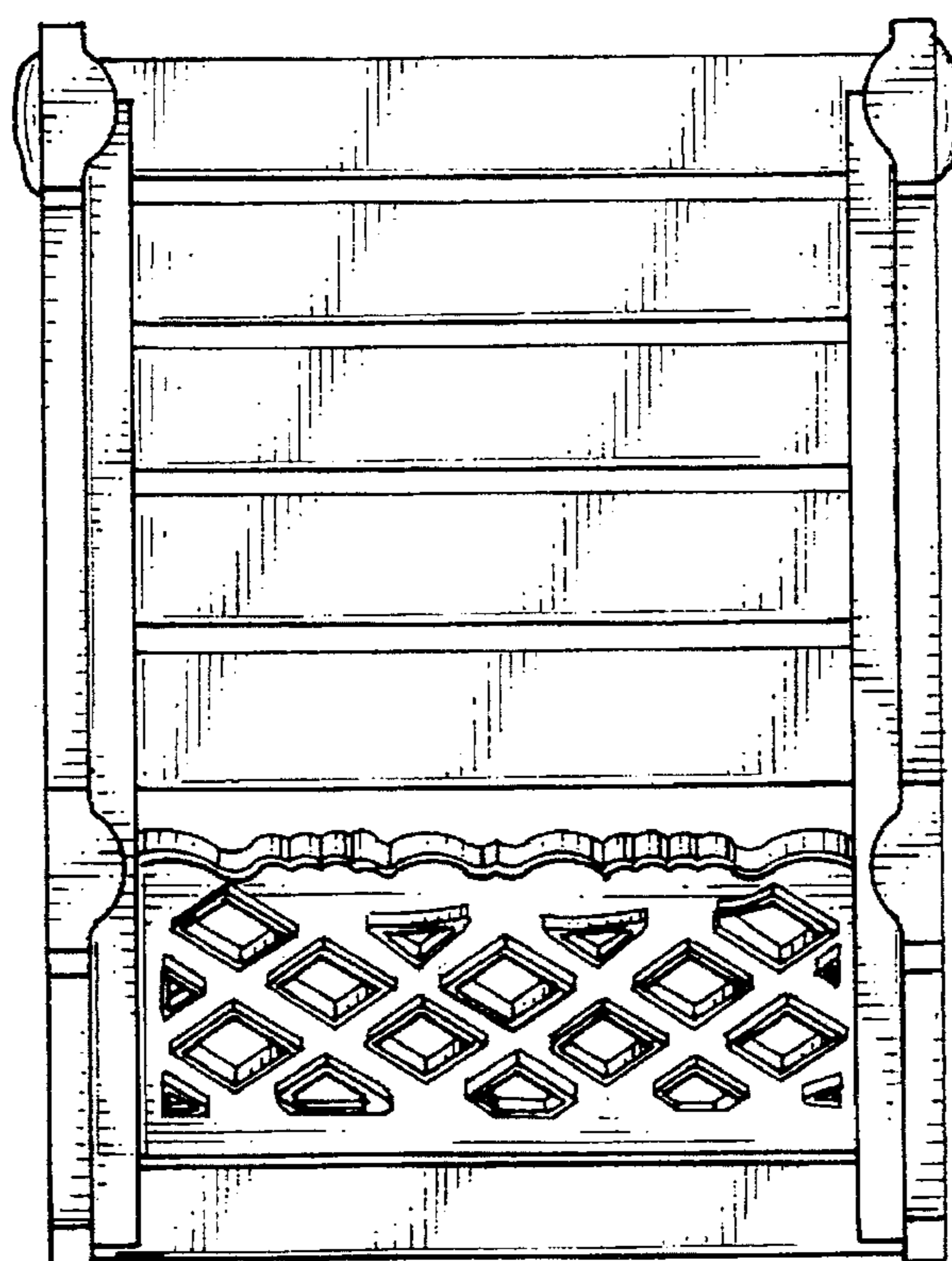


FIG. 6