



US00D381816S

United States Patent [19]

Segarra et al.

[11] Patent Number: **Des. 381,816**

[45] Date of Patent: ****Aug. 5, 1997**

[54] **HANDLE FOR A SLING OVER THE SHOULDER CARRIER FOR HANGERS WITH CLOTHING ON THEM**

[75] Inventors: **Francis R. Segarra**, Mount Vernon; **Nicholas W. Stuller**, New York, both of N.Y.

[73] Assignee: **SGS Products, Inc.**, Mount Vernon, N.Y.

[**] Term: **14 Years**

[21] Appl. No.: **38,418**

[22] Filed: **May 5, 1995**

[51] LOC (6) Cl. **06-08**

[52] U.S. Cl. **D6/328**

[58] Field of Search D8/307, 315; D3/201, D3/315; 294/137, 142, 165; 228/98

[56] **References Cited**

U.S. PATENT DOCUMENTS

D. 259,238 5/1981 Schenck, III D6/328
2,556,189 6/1951 Johnson 294/137

2,617,143 11/1952 Blake 294/137
3,548,906 12/1970 Murphy 294/137
3,584,772 6/1971 Robertson 294/142
3,705,674 12/1972 Fisher 294/165
5,398,984 3/1995 Elder 294/137

Primary Examiner—B. J. Bullock
Attorney, Agent, or Firm—Auslander & Thomas

[57] **CLAIM**

The ornamental design for a handle for a sling over the shoulder carrier for hangers with clothing on them, as shown.

DESCRIPTION

FIG. 1 is a front elevation of the handle of the present invention;
FIG. 2 is a top plan view of FIG. 1;
FIG. 3 is a bottom plan view of FIG. 1;
FIG. 4 is a right side elevation of FIG. 1;
FIG. 5 is a left side elevation of FIG. 1;
FIG. 6 is a rear elevation of FIG. 1; and,
FIG. 7 is a sectional view taken in the direction of the arrows on line 7—7 of FIG. 1.

1 Claim, 2 Drawing Sheets

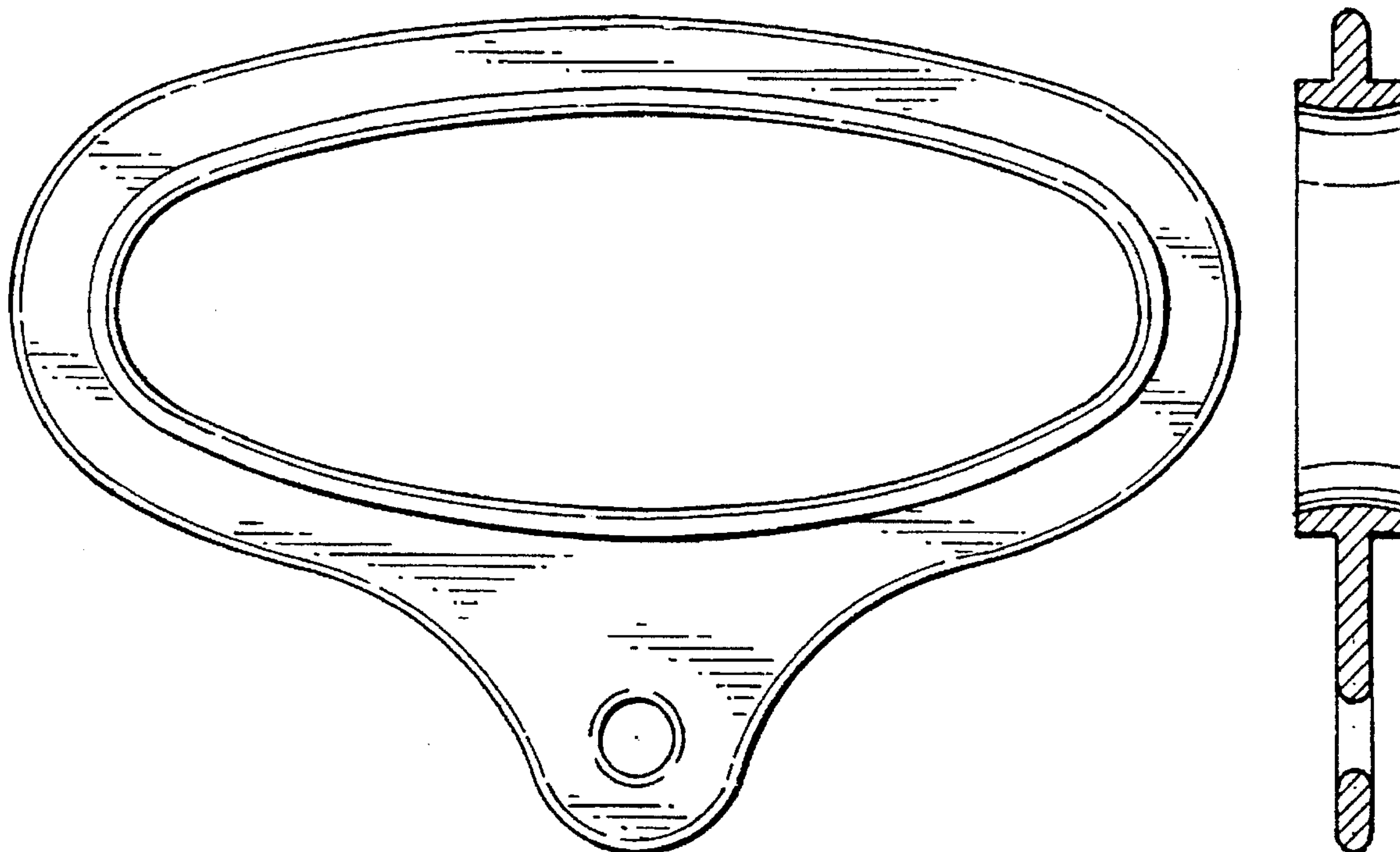


FIG. 2

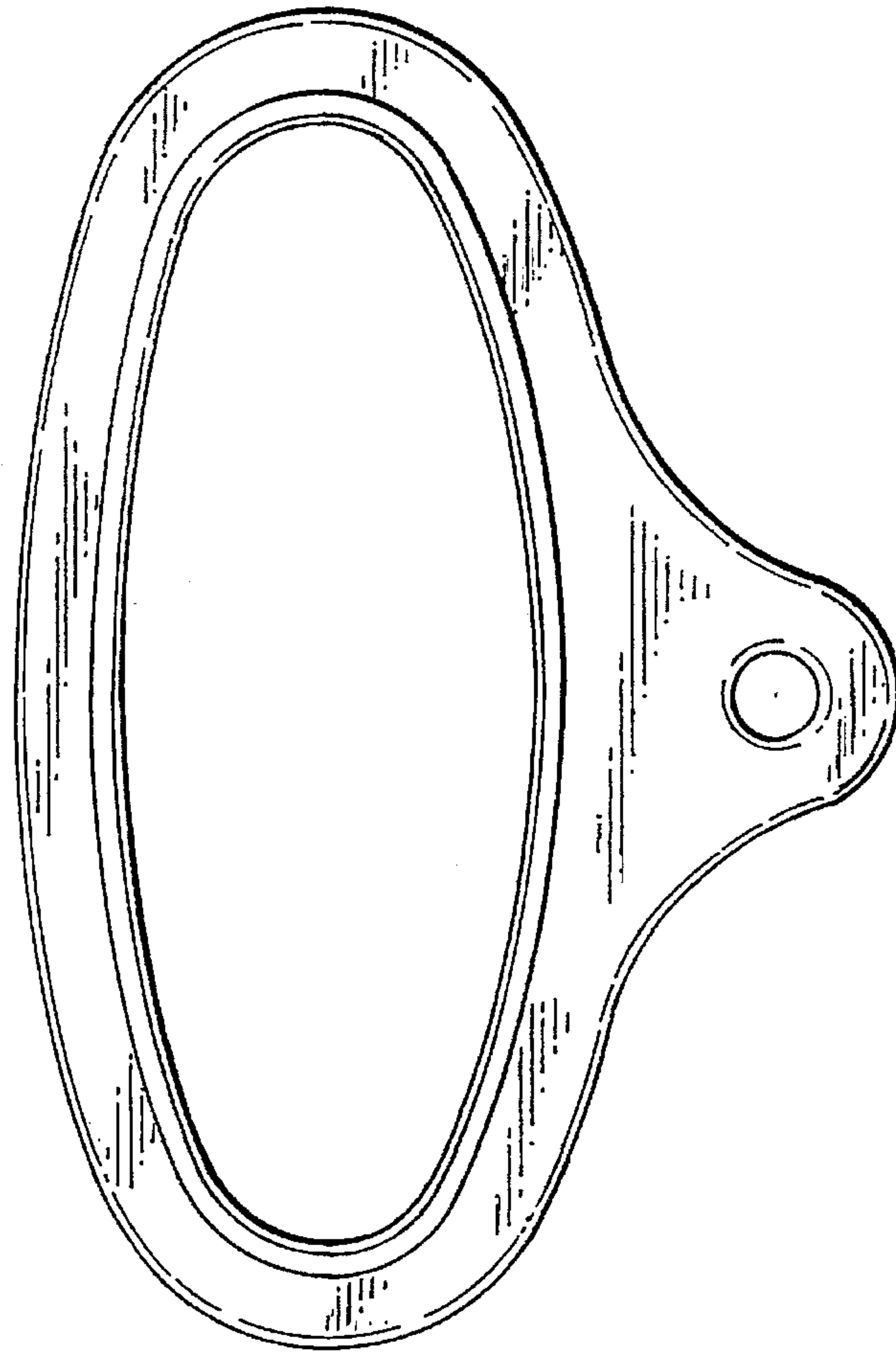




FIG. 1

FIG. 3

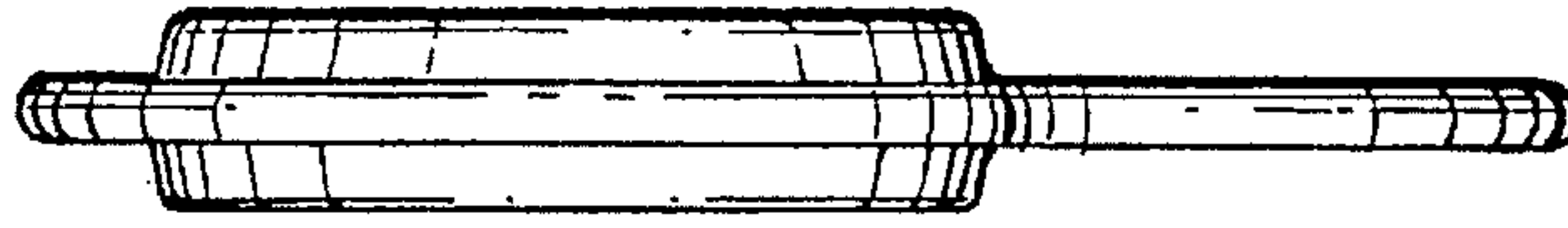
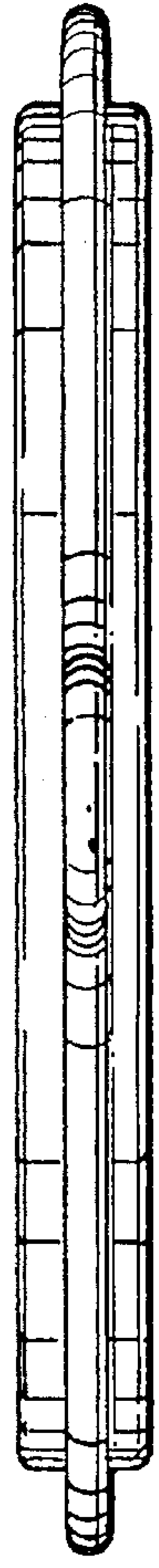


FIG. 4

FIG.6

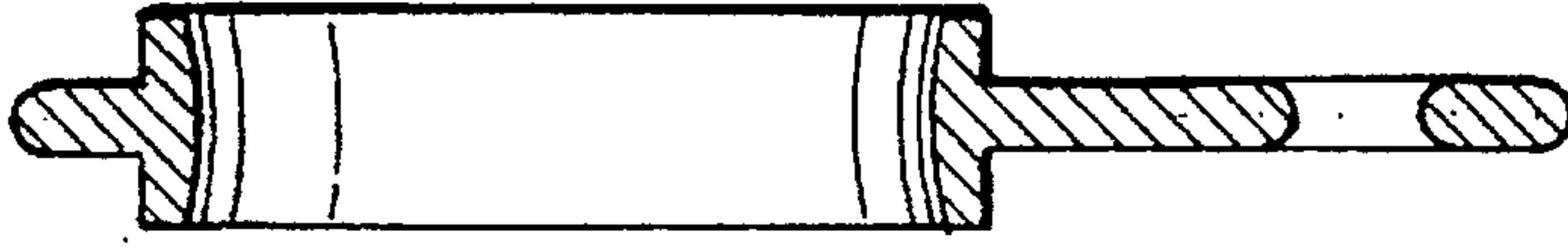
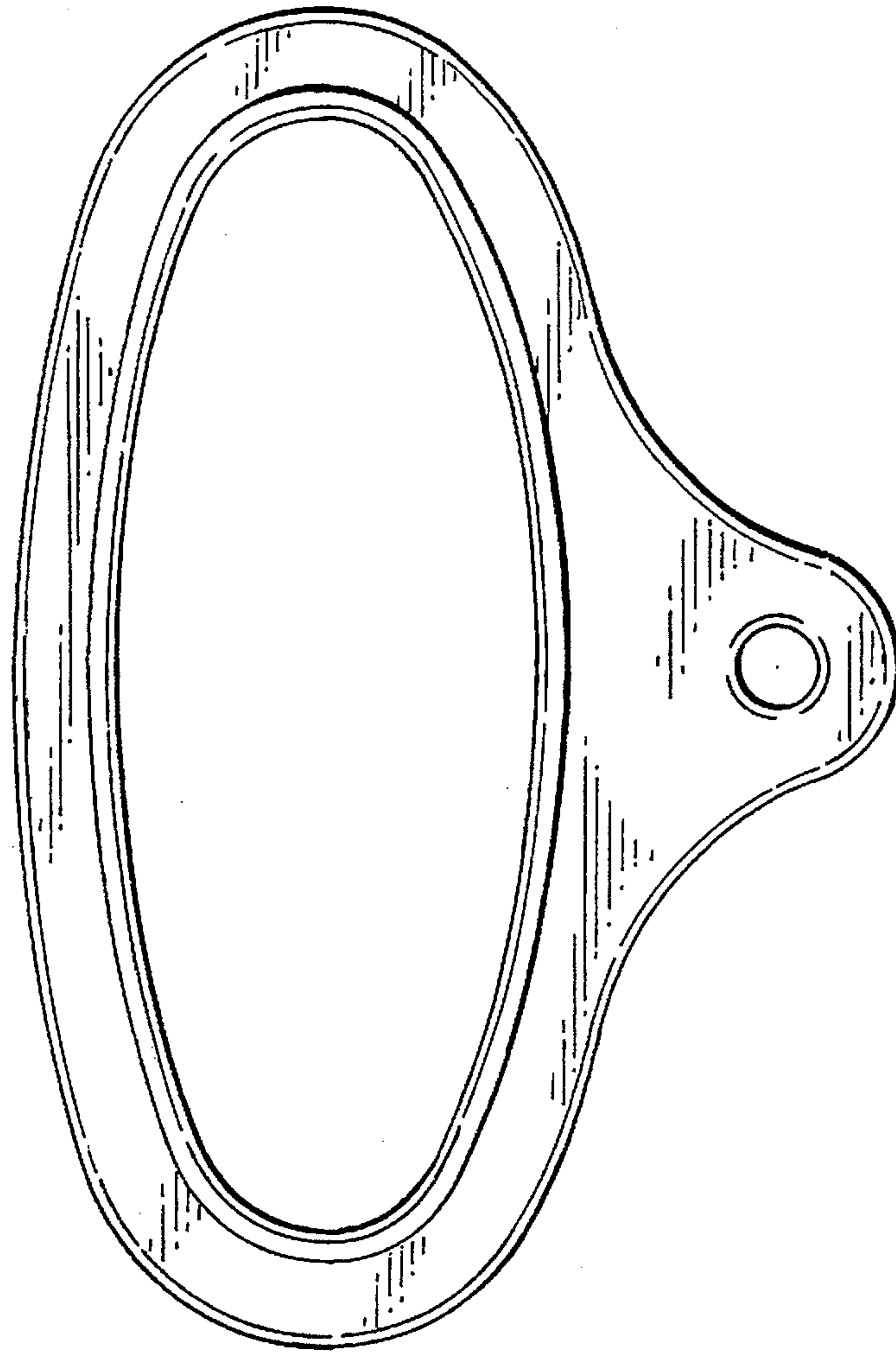


FIG.5

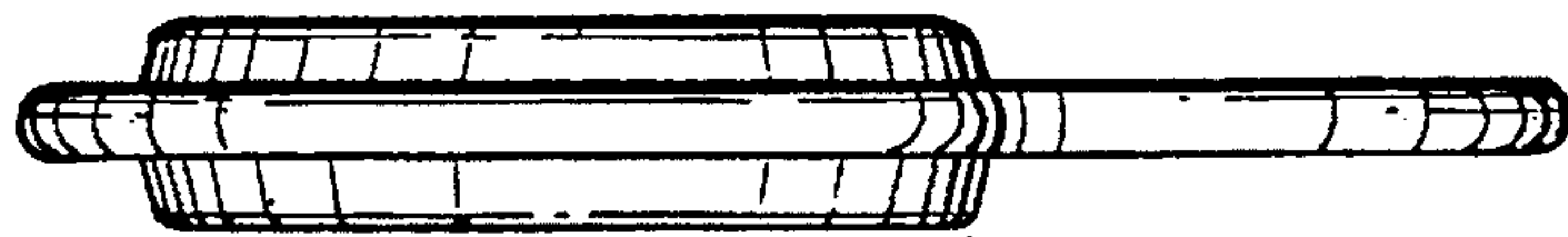


FIG.7