



US00D381803S

United States Patent [19] Crego

[11] Patent Number: **Des. 381,803**

[45] Date of Patent: ****Aug. 5, 1997**

[54] **COMBINED FLASHLIGHT AND KEY RING**

[76] Inventor: **Patrick R. Crego**, 627 E. Rockwell,
Spokane, Wash. 99207

[**] Term: **14 Years**

[21] Appl. No.: **53,468**

[22] Filed: **Apr. 23, 1996**

[51] LOC (6) Cl. **03-01**

[52] U.S. Cl. **D3/208**

[58] Field of Search D3/207-211, 221;
70/456 R, 456 B, 457-459; 24/3 K; D11/1-2,
44, 48, 81, 99, 13; D22/116

[56] **References Cited**

U.S. PATENT DOCUMENTS

D. 11,157	4/1879	Shepard	D11/13
D. 114,210	4/1939	Florman	D3/209
D. 134,788	1/1943	Welter	D3/211

D. 146,257	1/1947	Erickson	D3/209
D. 252,804	9/1979	Lee	D22/116
D. 257,572	12/1980	Wefler	D3/208
D. 337,339	7/1993	An	D3/209

Primary Examiner—Ralf Seifert
Attorney, Agent, or Firm—David S. Thompson


[57] **CLAIM**

The ornamental design for a combined flashlight and key ring, as shown and described.

DESCRIPTION

FIG. 1 is a top plan view of a combined flashlight and key ring showing my new design;
FIG. 2 is a side elevational view;
FIG. 3 is a bottom plan view;
FIG. 4 is an enlarged front elevational view; and,
FIG. 5 is an enlarged rear elevational view.

1 Claim, 1 Drawing Sheet






FIG. 1

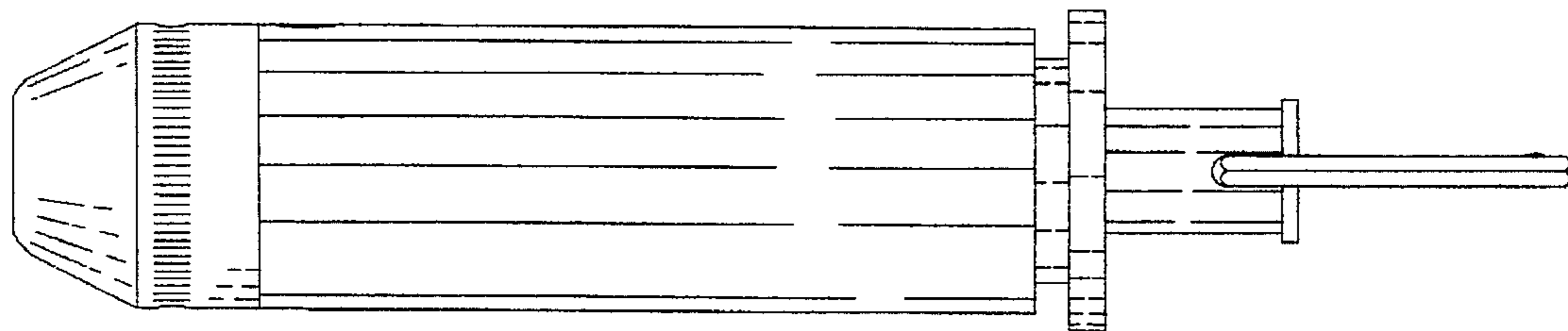


FIG. 2




FIG. 3

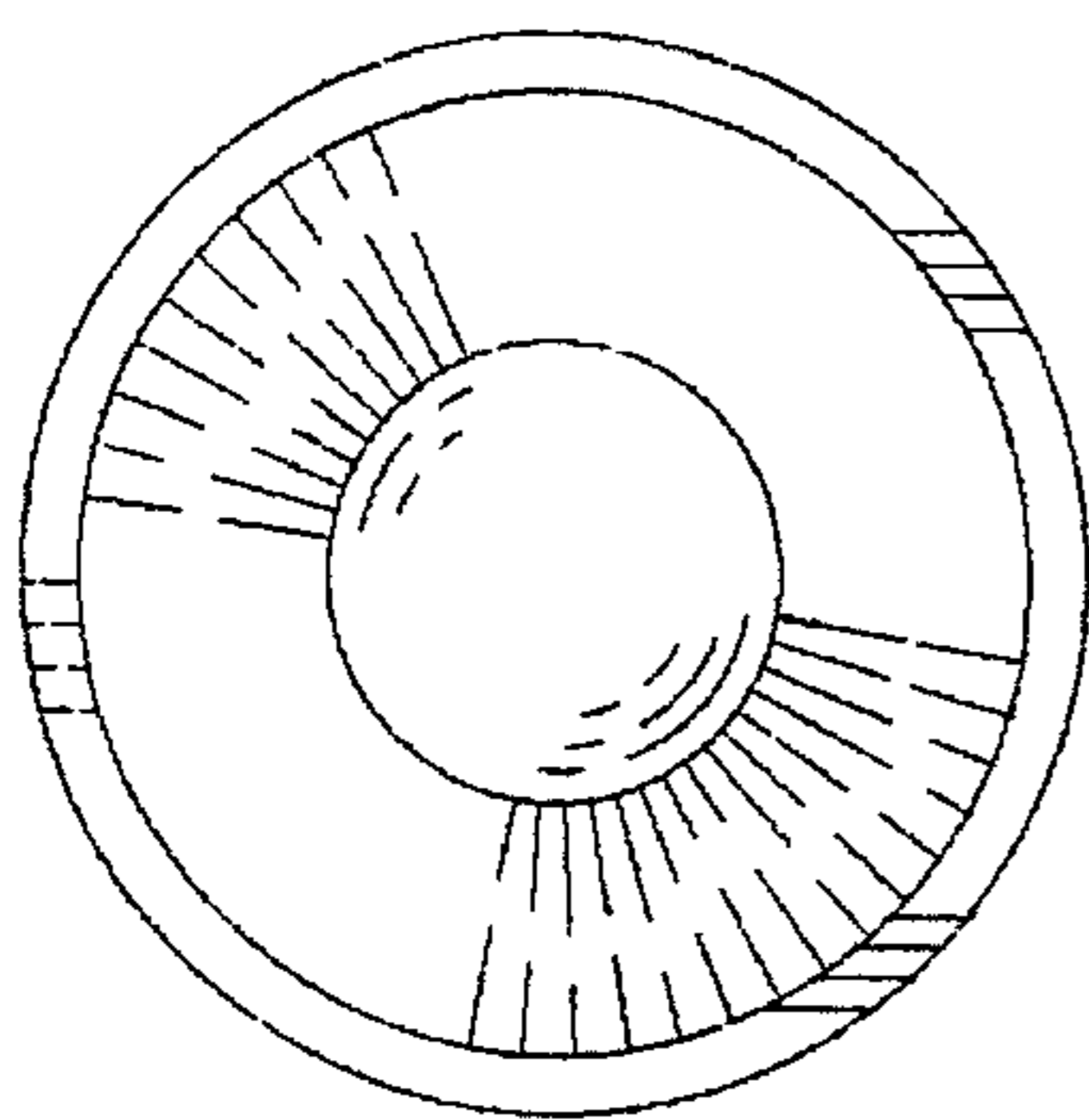


FIG. 4

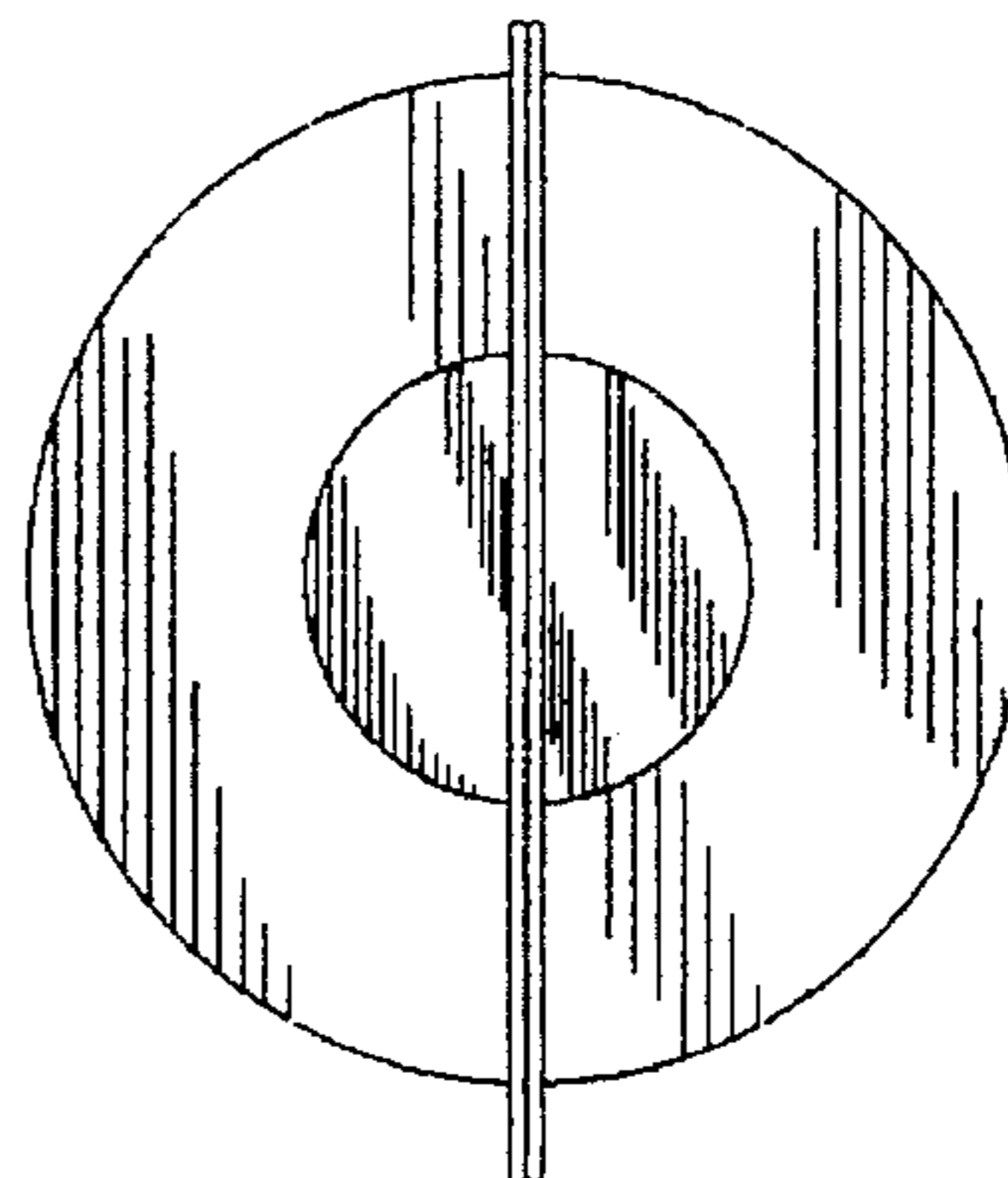


FIG. 5