



US00D381802S

United States Patent [19]
DiResta

[11] **Patent Number: Des. 381,802**
[45] **Date of Patent: **Aug. 5, 1997**

[54] **SPOOL HOLDER**

604,759 5/1898 Johnson 289/17 X
2,622,776 12/1952 Beverino D3/23 X
4,012,010 3/1977 Friedman 242/588.2 X

[75] Inventor: **James D. DiResta**, Woodmere, N.Y.

[73] Assignee: **Natural Science Industries, Ltd.**, West Hempstead, N.Y.

[**] Term: **14 Years**

[21] Appl. No.: **40,527**

[22] Filed: **Jun. 21, 1995**

[51] LOC (6) Cl. **02-07**

[52] U.S. Cl. **D3/24**

[58] Field of Search D3/18, 20, 23,
D3/24, 28; 242/118, 118.1, 118.11, 118.3,
118.61, 138, 916, 588.1, 588.2, 588; 289/17,
18, 18.1

[56] **References Cited**

U.S. PATENT DOCUMENTS

D. 198,968 8/1964 Mashburn D3/18
D. 230,666 3/1974 Lavitch et al. D3/18
D. 242,749 12/1976 Matthews D3/18
D. 329,325 9/1992 Gilbert, Jr. et al. D3/18

OTHER PUBLICATIONS

Miles Kimball Co. Catalog Sheet, p. No. 26 at top left Nov. 1952.

Primary Examiner—Louis S. Zarfes

Assistant Examiner—Frank Martinez

Attorney, Agent, or Firm—Schweitzer Cornman & Gross

[57] **CLAIM**

The ornamental design for a spool holder, as shown and described.

DESCRIPTION

FIG. 1 is a front elevation view of my design;
FIG. 2 is a right side elevational view thereof;
FIG. 3 is a rear elevation view thereof;
FIG. 4 is a left side elevation view thereof;
FIG. 5 is a bottom plan view thereof;
FIG. 6 is a top plan view thereof; and,
FIG. 7 is a rear perspective view thereof.

1 Claim, 4 Drawing Sheets

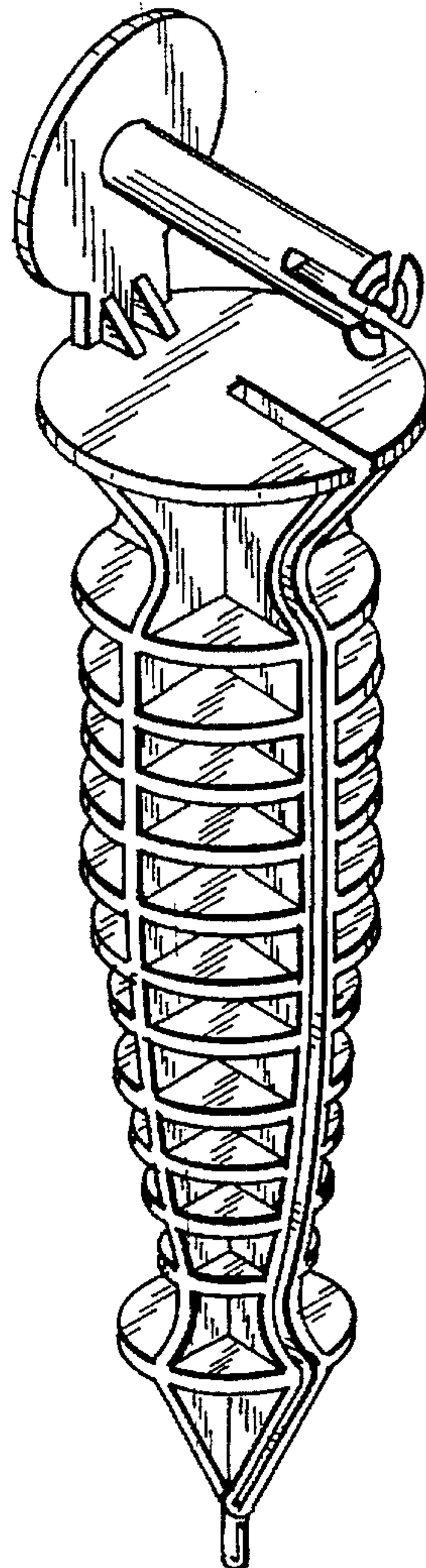


FIG. 2

FIG. 1

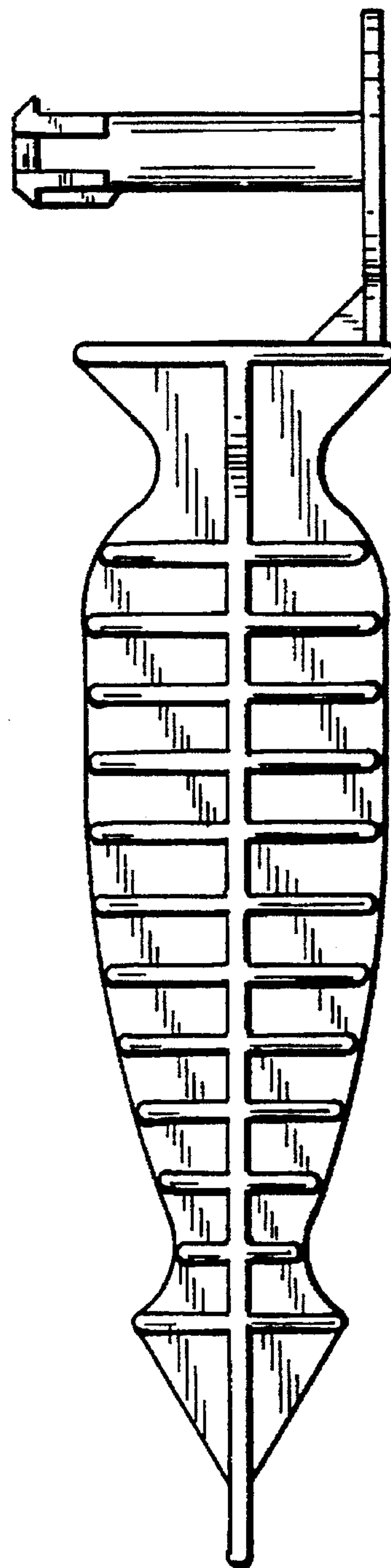
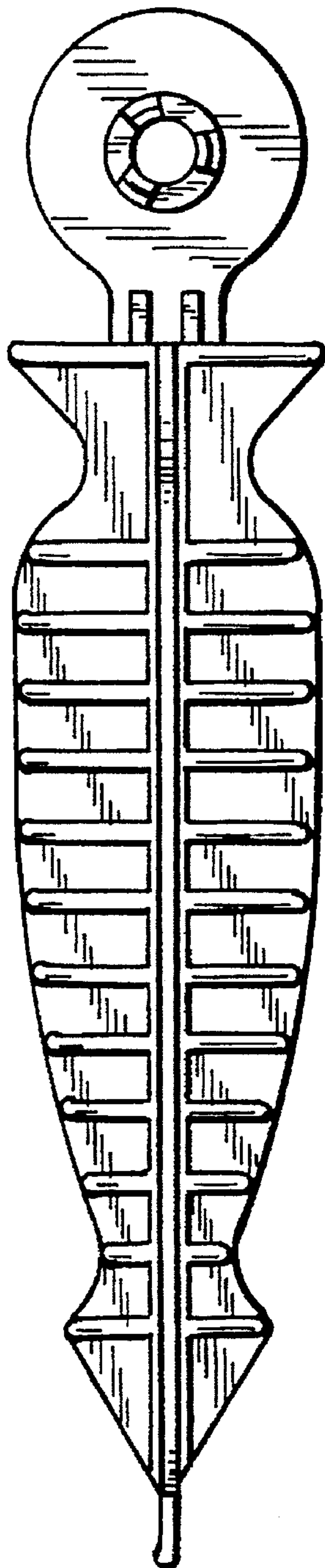


FIG. 4

FIG. 3

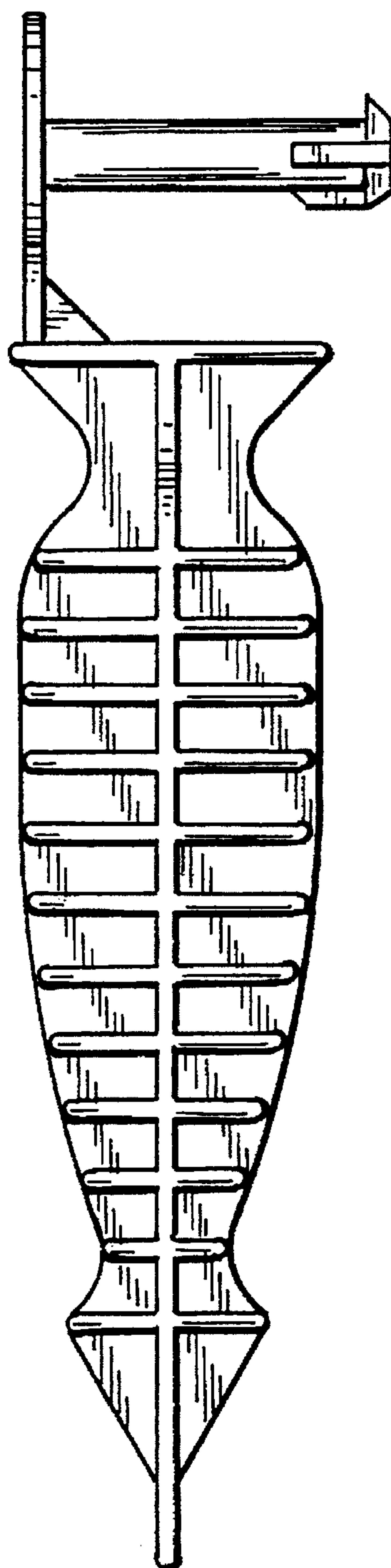
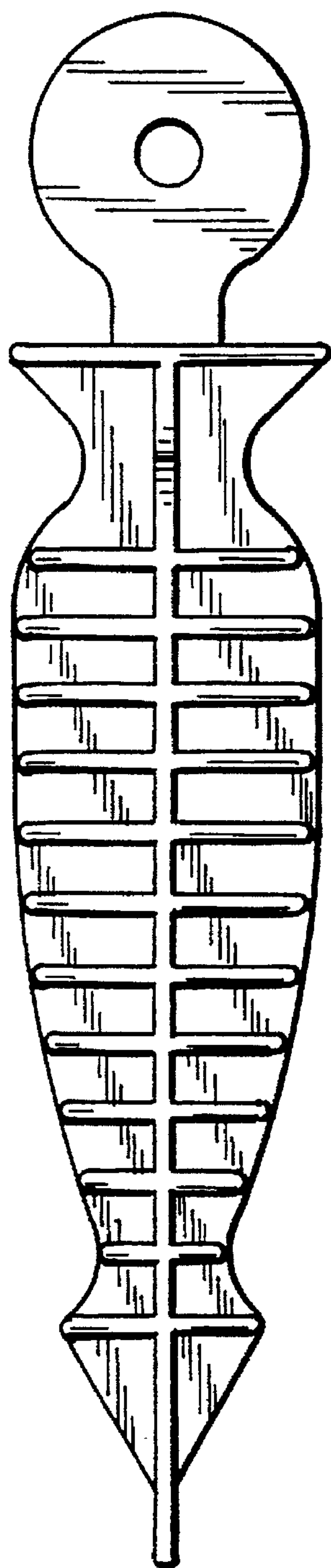


FIG. 5

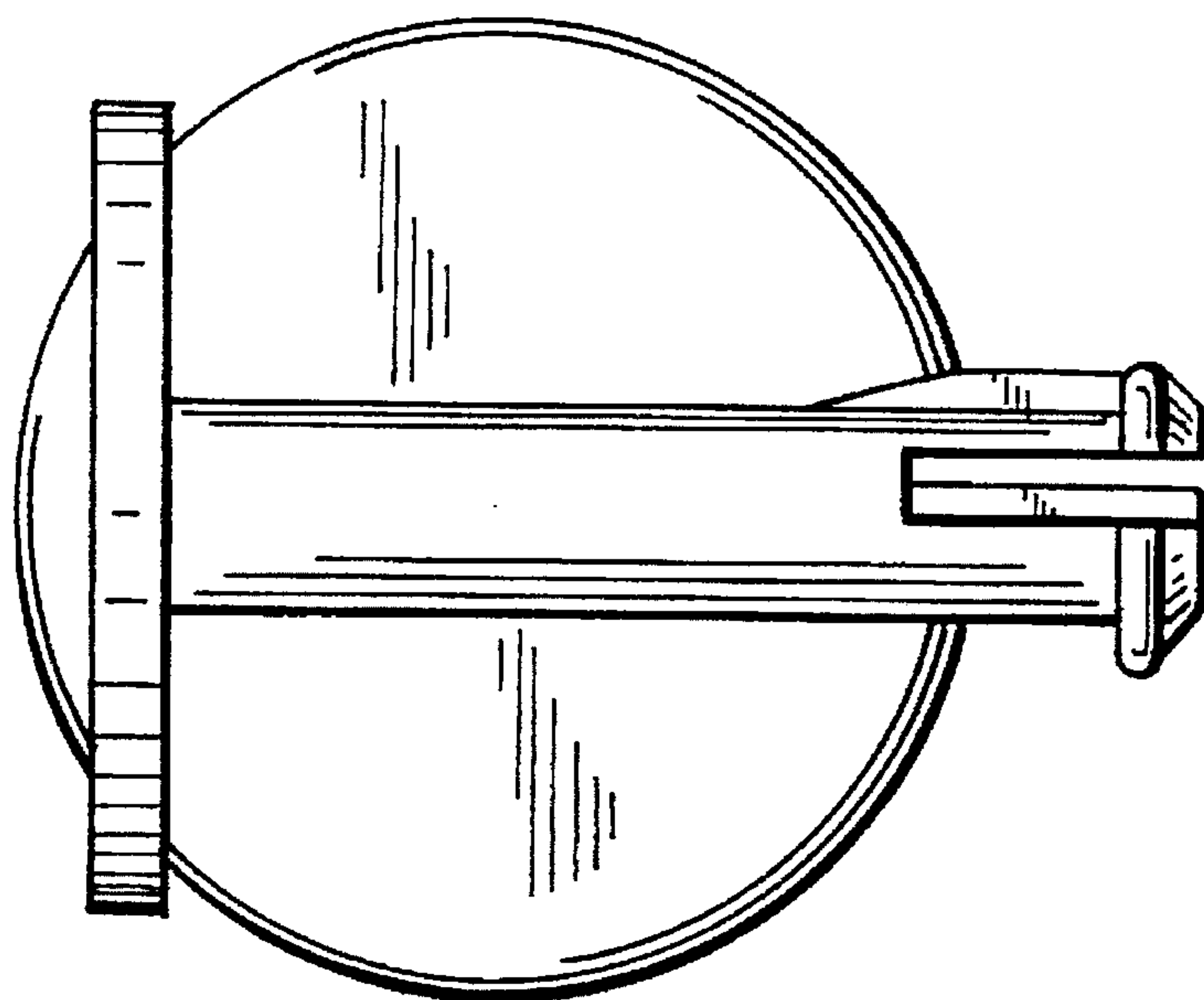
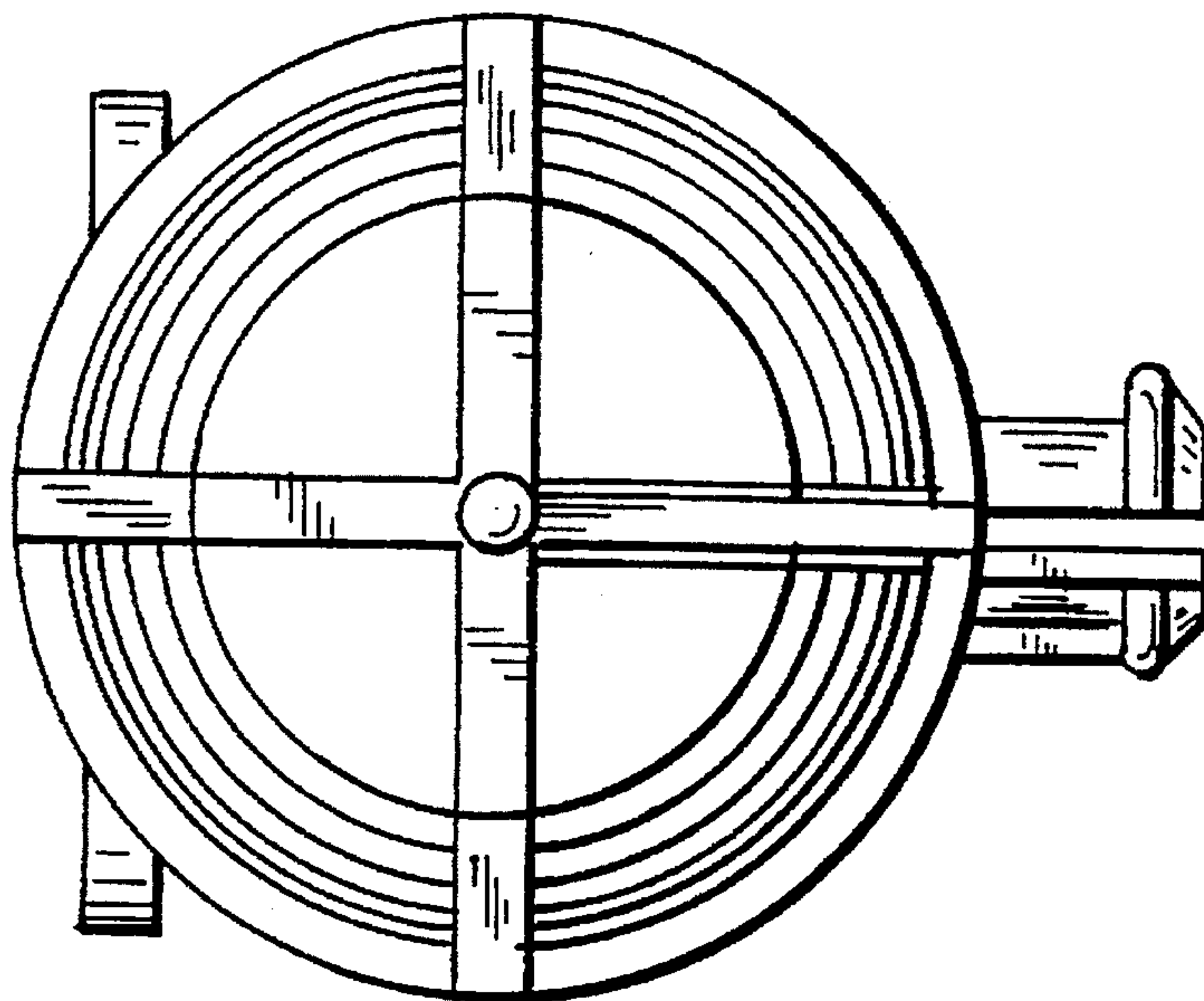


FIG. 6

FIG. 7

