



US00D381800S

United States Patent [19] Greene

[11] Patent Number: **Des. 381,800**
[45] Date of Patent: ****Aug. 5, 1997**

[54] SIDE ELEMENT OF A SHOE UPPER

[75] Inventor: **Pamela S. Greene**, Portland, Oreg.

[73] Assignee: **Nike, Inc.**, Beaverton, Oreg.

[**] Term: **14 Years**

[21] Appl. No.: **55,181**

[22] Filed: **May 31, 1996**

[51] LOC (6) Cl. **02-99**

[52] U.S. Cl. **D2/972**

[58] Field of Search D2/896, 902, 907,
D2/969, 946, 972; 36/114, 129, 45, 48,
50, 56; 24/713.6, 714.6

[56] References Cited

U.S. PATENT DOCUMENTS

D. 92,737	7/1934	Miller .	
D. 96,567	8/1935	Wagman	D2/972
D. 163,019	4/1951	Braun .	
D. 295,576	5/1988	Sellinger	D2/969
D. 348,976	7/1994	Van Noy .	
D. 375,401	11/1996	Cooper	D2/972
3,363,288	1/1968	Lange et al. .	
3,703,775	11/1972	Gatti .	
4,366,631	1/1983	Larsen et al. .	
5,271,130	12/1993	Batra .	
5,463,822	11/1995	Miller .	

OTHER PUBLICATIONS

NIKE Footwear Catalog, Fall 1994, p. 56, published Nov. 1993.

NIKE Footwear Catalog, Spring 1991, p. 110, published Jun. 1990.

NIKE Footwear Catalog, Spring 1990, p. 114, published Jun. 1989.

NIKE Footwear Catalog, Fall 1989, p. 96, published Dec. 1988.

NIKE Footwear Catalog, Spring 1985, published Dec. 1984.

Primary Examiner—Dominic Simone

Attorney, Agent, or Firm—Banner & Witcoff, Ltd.

[57] CLAIM

The ornamental design for a side element of a shoe upper, as shown and described.

DESCRIPTION

FIG. 1 is a side elevational view of a side element of a shoe upper showing my new design;

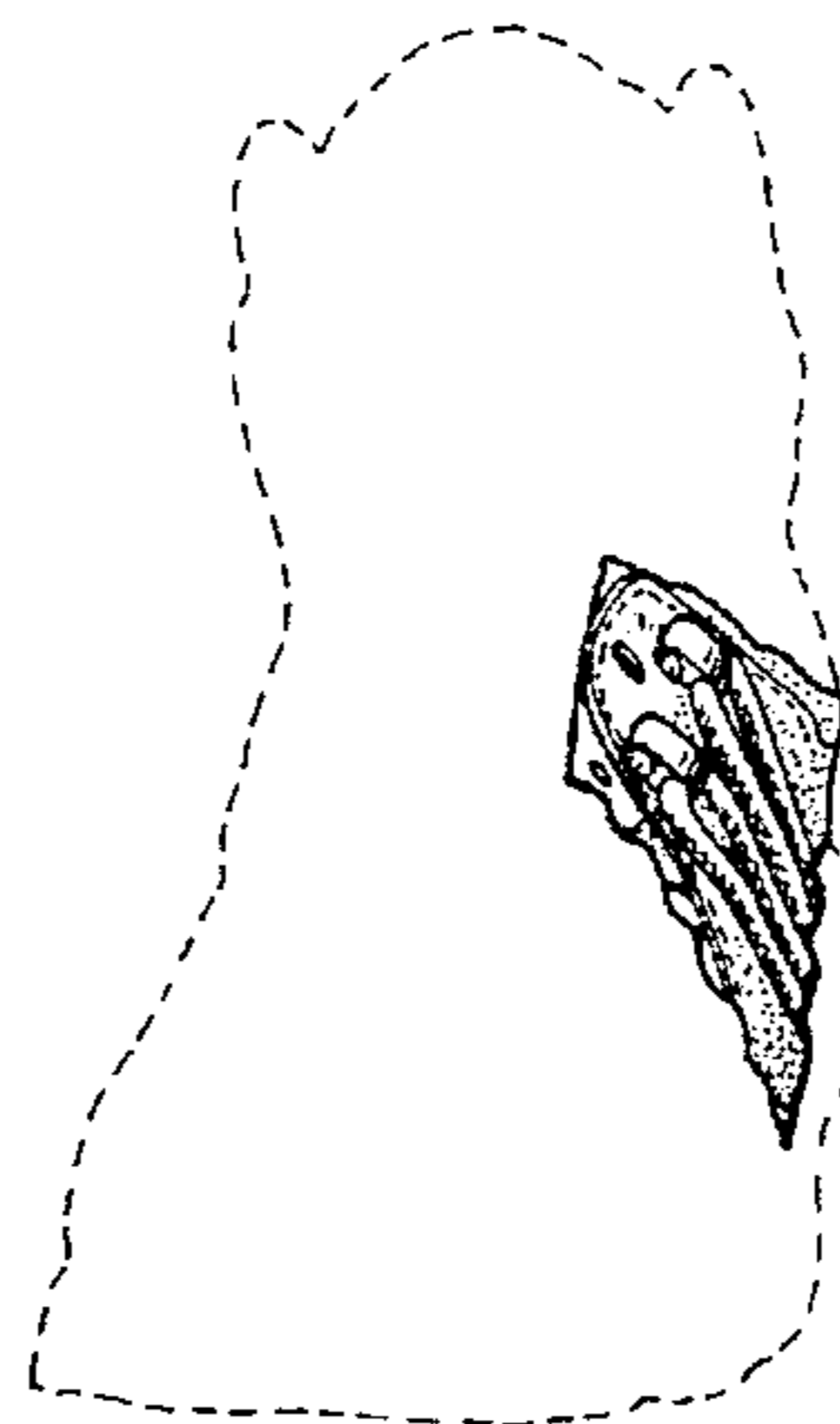

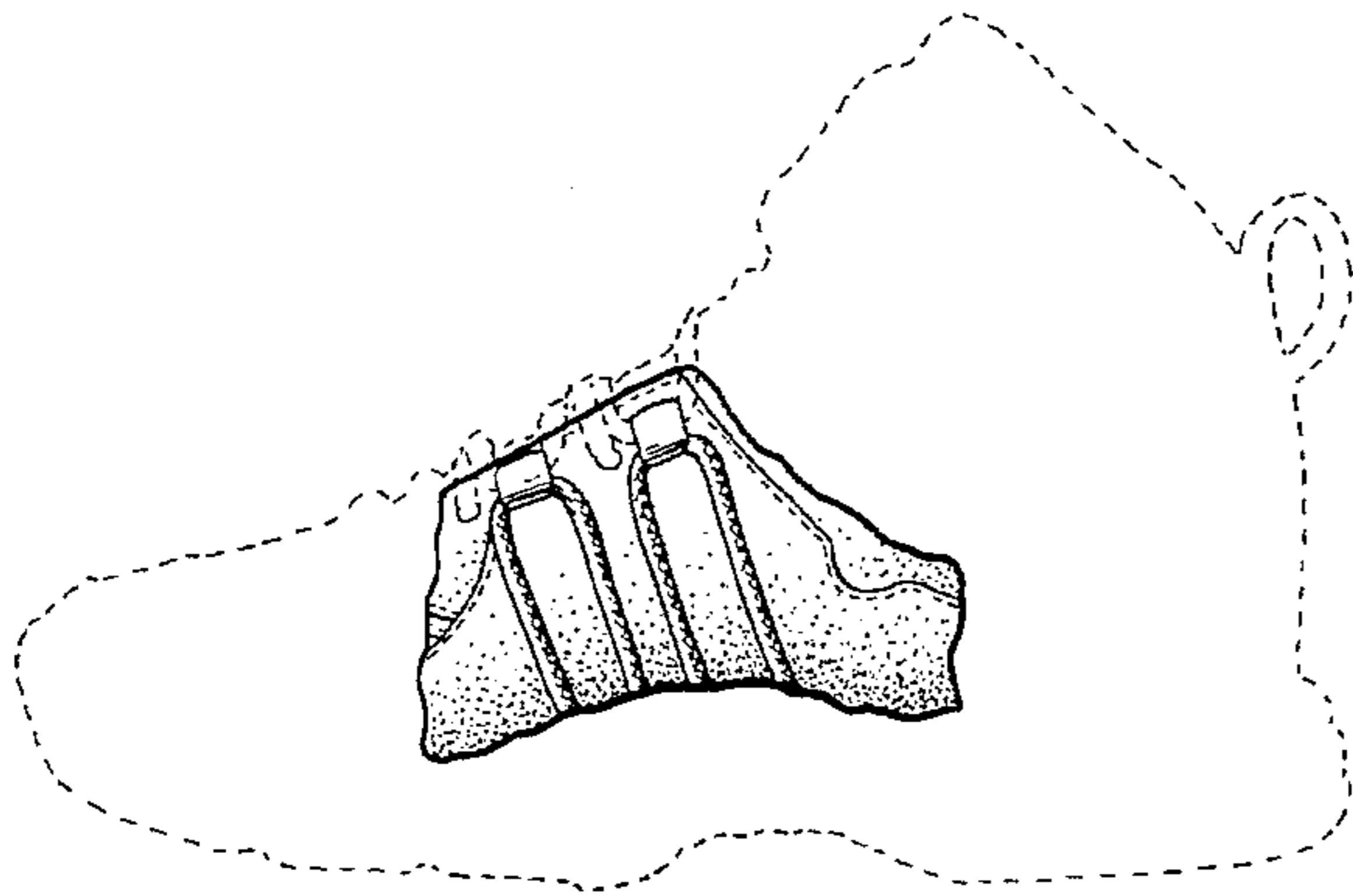
FIG. 2 is a top plan view thereof;

FIG. 3 is a front elevational view thereof; and,

FIG. 4 is a rear elevational view thereof.

The broken line showing of a shoe and the remaining portion of the upper shown in FIGS. 1-4 is for illustrative purposes only and forms no part of the claimed design.

1 Claim, 2 Drawing Sheets



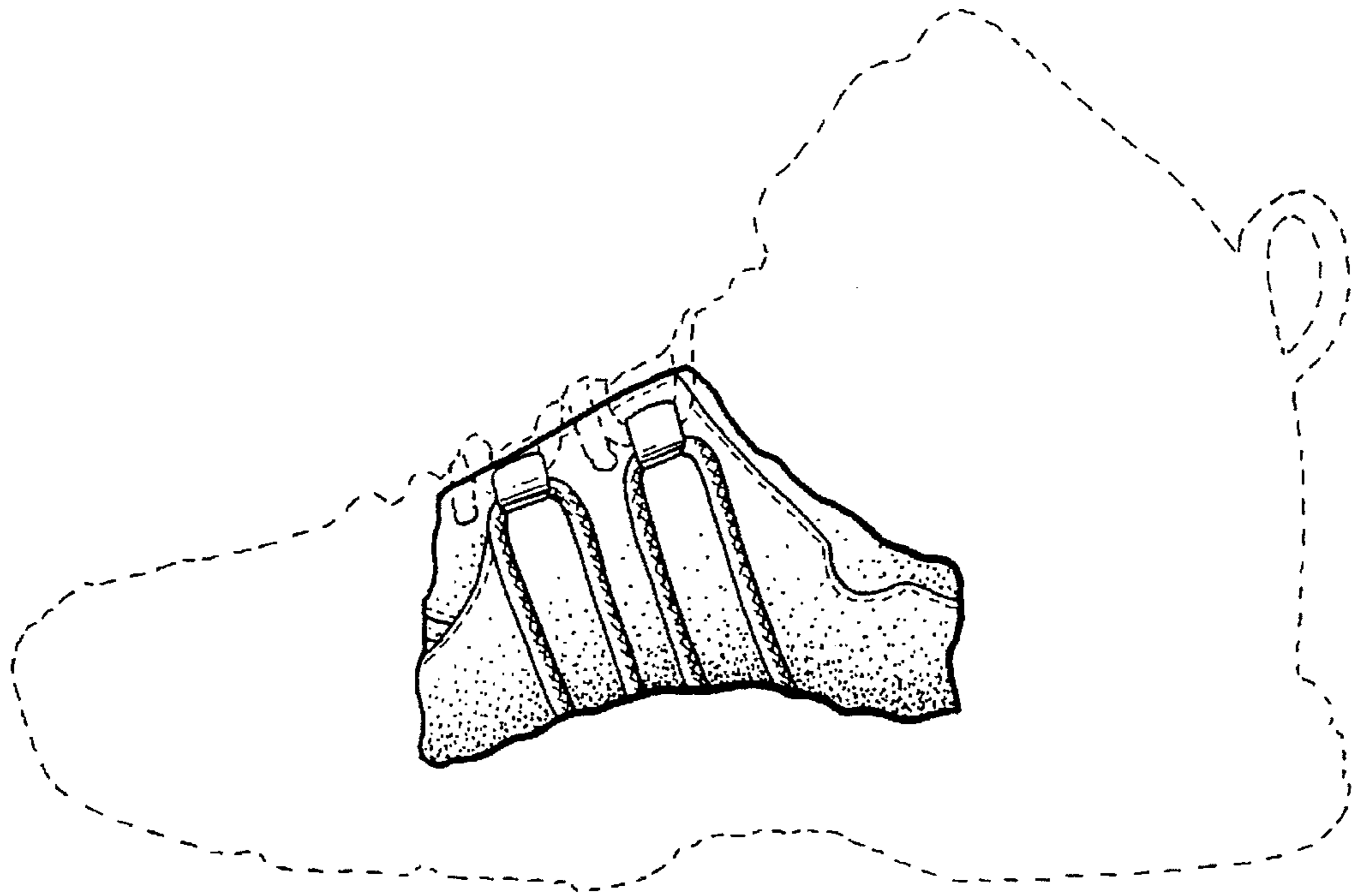


FIG. 1




FIG. 2

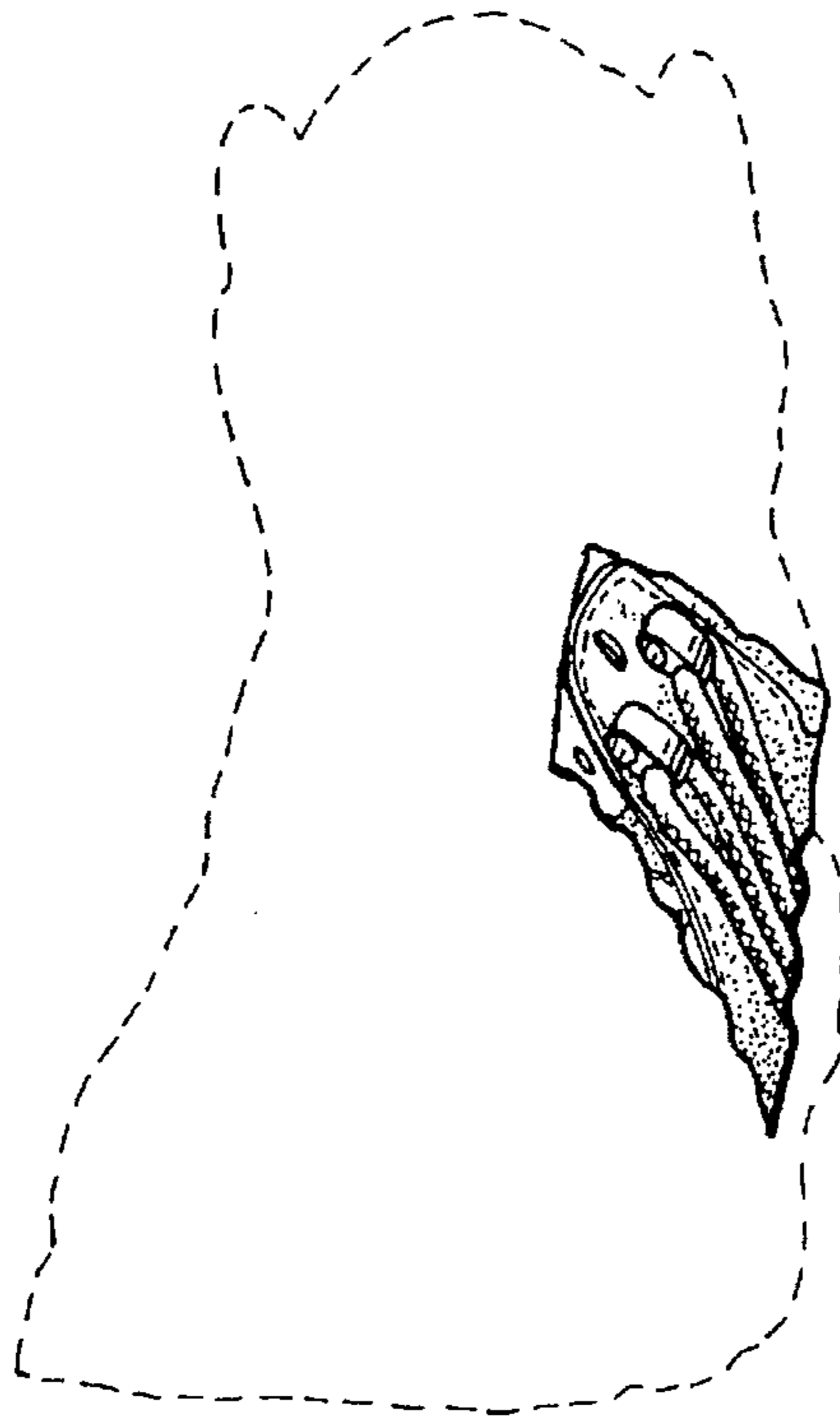


FIG. 3

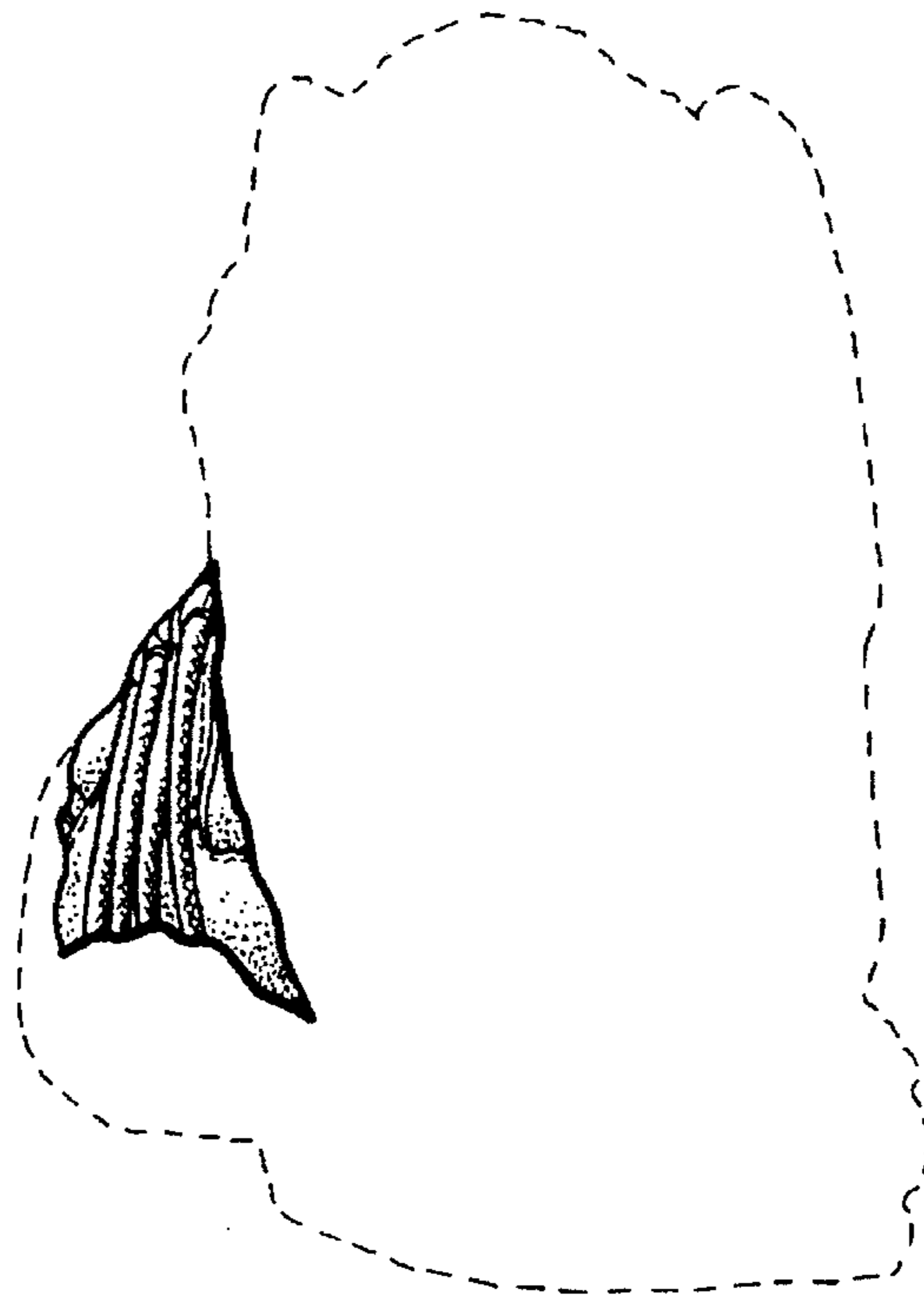


FIG. 4