



US00D381790S

# United States Patent [19]

Harris et al.

[11] Patent Number: **Des. 381,790**

[45] Date of Patent: **\*\*Aug. 5, 1997**

[54] **HEAD WRAP**

[76] Inventors: **Barbara Harris; Kim M. Harris**, both of 1713 W. Juniper, Roswell, N. Mex. 88201

[\*\*] Term: **14 Years**

[21] Appl. No.: **45,992**

[22] Filed: **Oct. 18, 1995**

[51] LOC (6) Cl. .... **02-03**

[52] U.S. Cl. .... **D2/867; D2/865**

[58] Field of Search ..... D2/500, 502, 865, D2/600, 602, 605, 607, 624, 627, 867, 880; 2/202, 204, 207, 171.1, 195.1, 174, 181, 181.6, 195.7; D28/19; D29/100, 101, 102, 103

### [56] References Cited

#### U.S. PATENT DOCUMENTS

1,144,121	6/1915	Guinzburg	.....	D2/867	X
1,720,560	7/1929	Lipper	.....	2/195.8	
1,749,340	3/1930	Grean	.....	2/195.7	
1,780,887	11/1930	Thornburgh	.....	2/195.7	
1,914,544	6/1933	Villa	.....	2/195.8	
2,268,422	12/1941	Rogers	.....	2/204	
2,279,867	4/1942	Falk	.....	2/204	X
2,421,934	6/1947	Golfieri	.....	2/207	X
3,076,972	2/1963	Prophet et al.	.....	D2/867	X
3,714,670	2/1973	Pollack et al.	..		
3,727,238	4/1973	Wolfson	.		
3,750,681	8/1973	Claunch	.		

3,962,728	6/1976	Pavlinik	.	
3,975,777	8/1976	Roy	.	
4,031,567	6/1977	Planck	.	
4,462,117	7/1984	Brunelle	.....	2/202
4,545,079	10/1985	Bakken	.	
4,790,035	12/1988	Whyte	.....	2/207
4,833,731	5/1989	Foxman	.	
5,161,260	11/1992	Reynolds	.	
5,249,308	10/1993	Blume	.	
5,365,613	11/1994	Henegan	.	

#### FOREIGN PATENT DOCUMENTS

341274	1/1931	United Kingdom	.....	2/198
516313	12/1939	United Kingdom	.....	2/198

Primary Examiner—Paula A. Mortimer  
Attorney, Agent, or Firm—Dennis F. Armijo

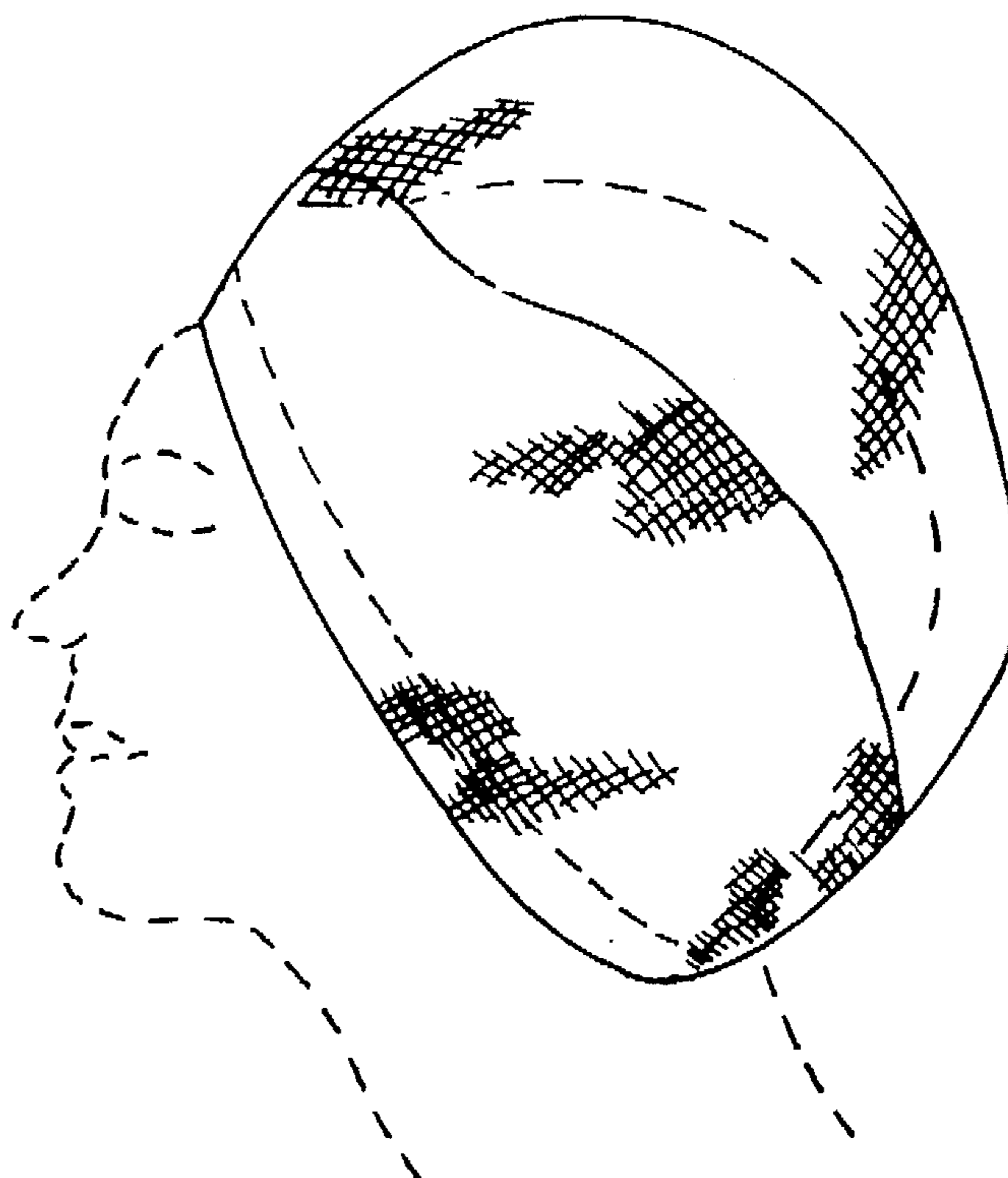
### [57] CLAIM

The ornamental design for a head wrap, as shown and described.

#### DESCRIPTION

FIG. 1 is a front perspective view of a head wrap showing my new design, the broken line showing of the human form is for illustrative purposes only and forms no part of the claimed design;  
FIG. 2 is a left side elevational view thereof, the dashed lines on the head wrap represent conventional stitching;  
FIG. 3 is a right side elevational view thereof;  
FIG. 4 is a bottom plan view thereof; and,  
FIG. 5 is a top plan view thereof.

1 Claim, 1 Drawing Sheet



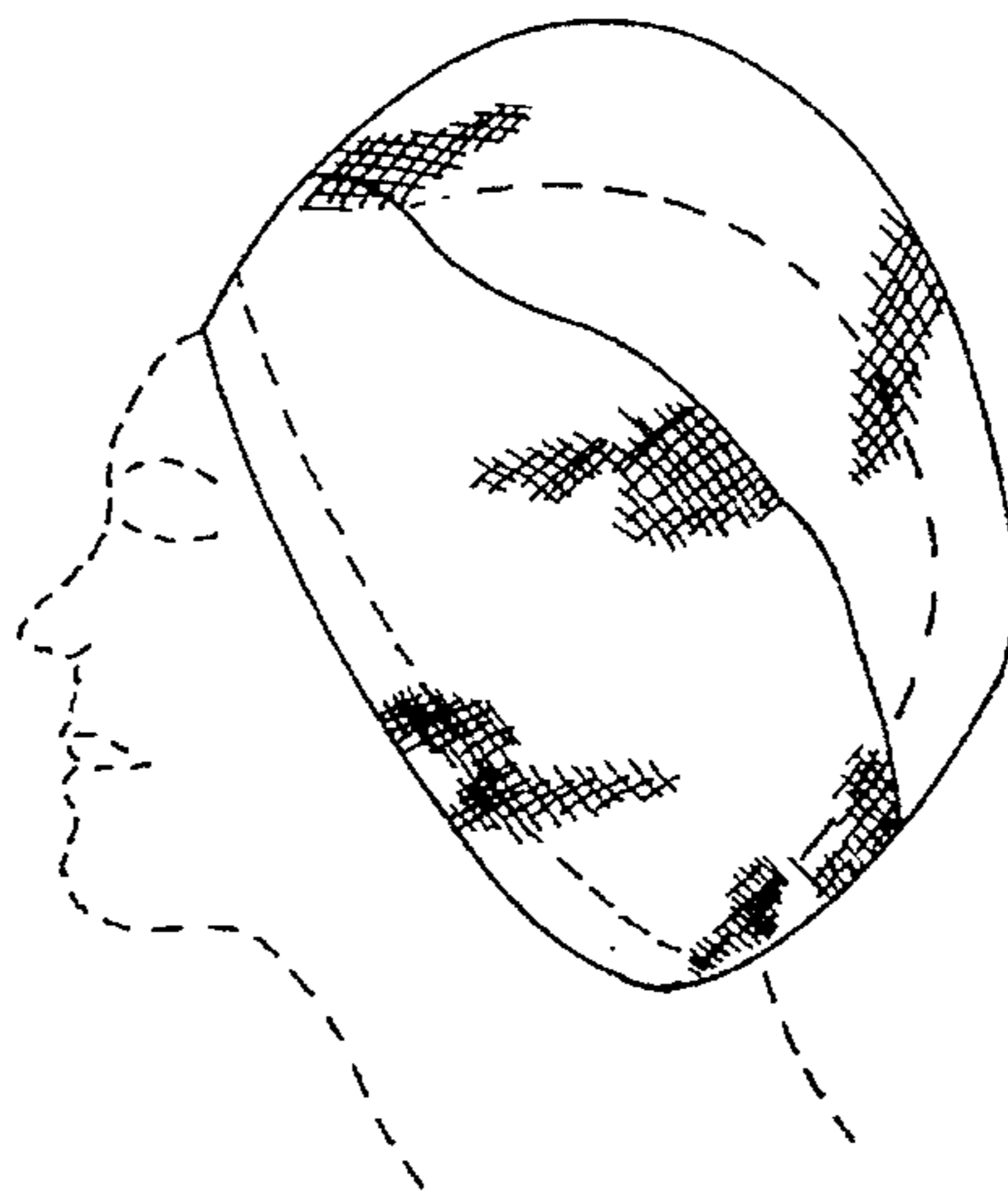


FIG-1

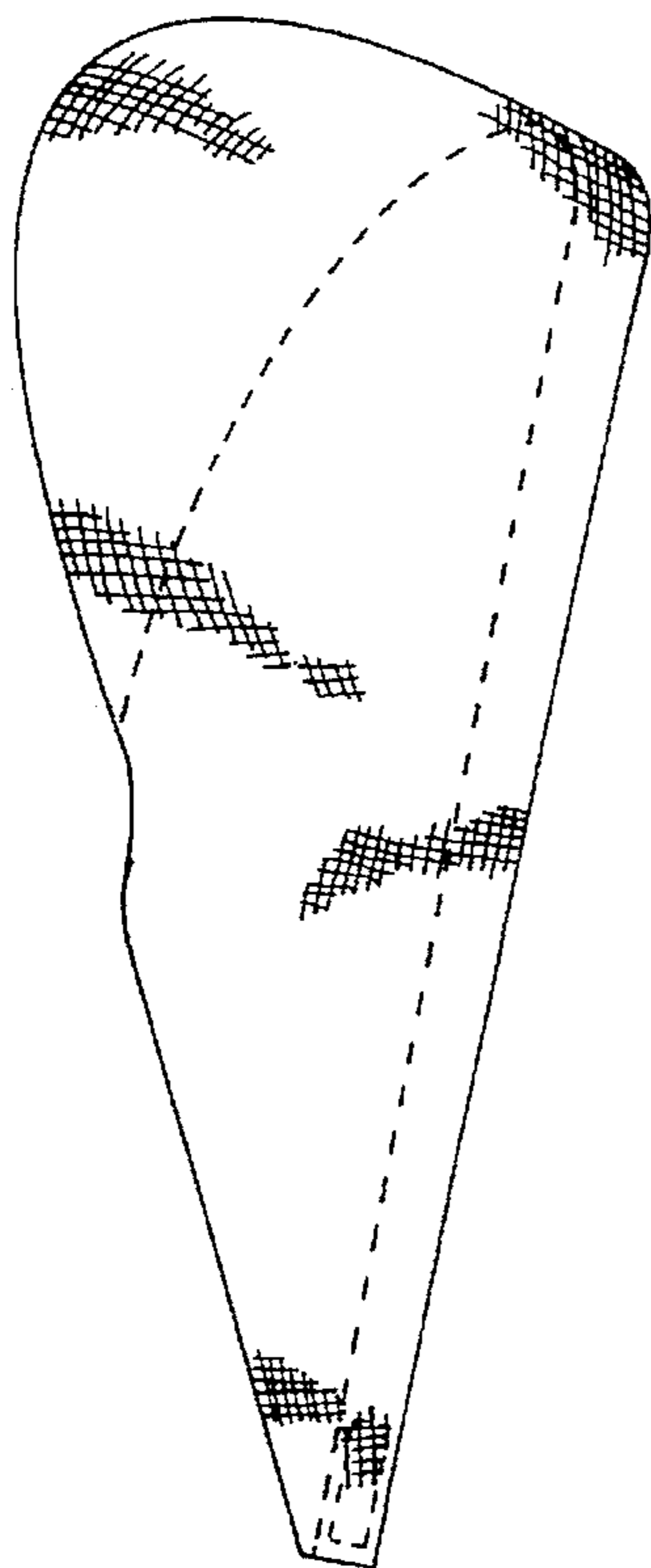


FIG-2

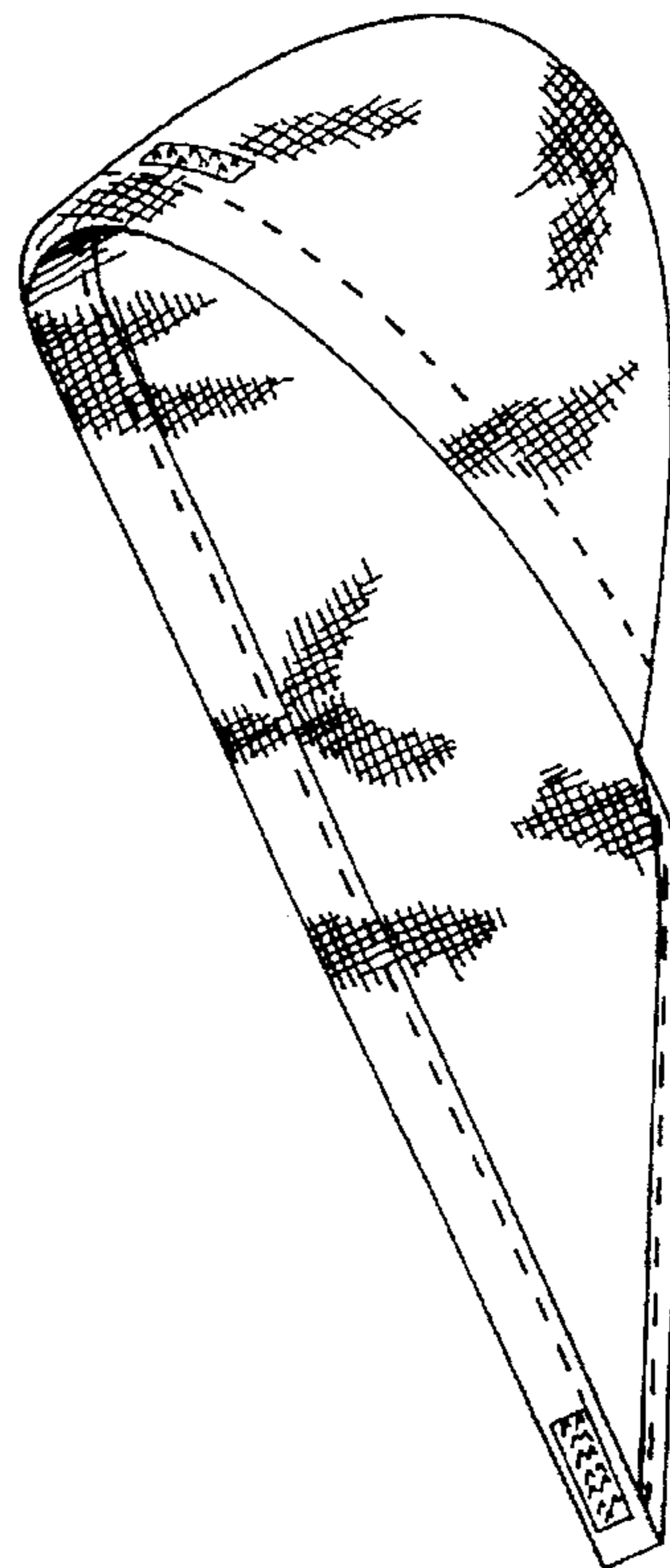


FIG-3

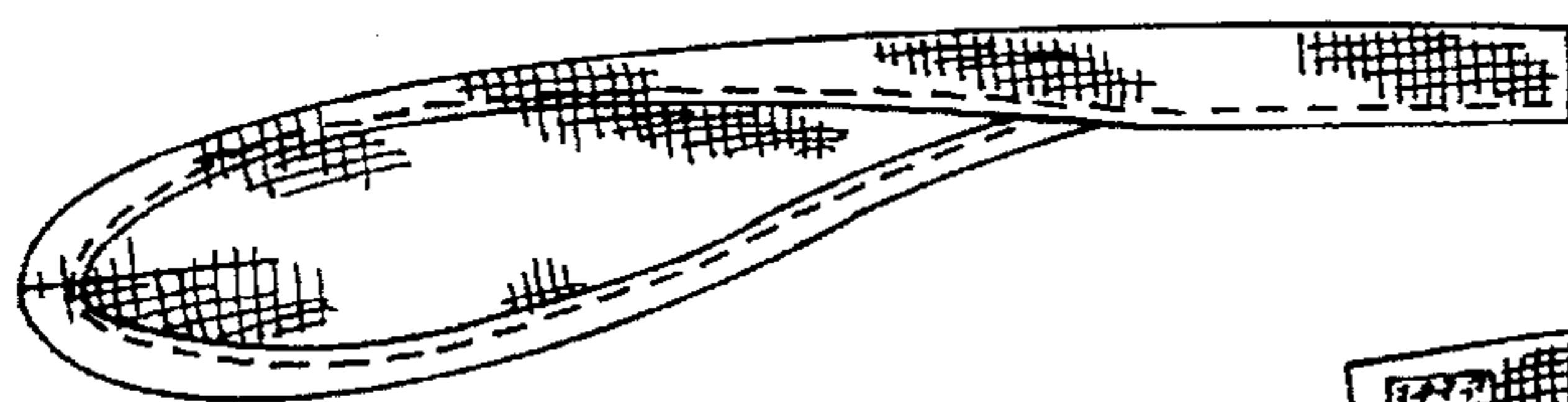


FIG-4




FIG-5