



US00D381786S

United States Patent [19]
Arakawa

[11] **Patent Number: Des. 381,786**
[45] **Date of Patent: **Aug. 5, 1997**

[54] **NECKWEAR**
[75] **Inventor: Masahiro Arakawa, Tokyo, Japan**
[73] **Assignee: Kabushiki Kaisha Ara Creation, Tokyo, Japan**
[**] **Term: 14 Years**

1,645,995 10/1927 McCarthy D2/600 X
2,117,973 5/1938 Misewicz et al. D2/605 X
2,534,473 12/1950 Peek 2/48 X
2,949,611 8/1960 Wilkaitis 2/49.1
3,105,970 10/1963 Herzberg 2/207 X
3,260,292 7/1966 Costello 2/207 X
4,468,818 9/1984 Flannery 2/207
4,980,927 1/1991 Wawiluk et al. 2/46 X
5,058,211 10/1991 Hanks 2/207 X

[21] **Appl. No.: 22,763**
[22] **Filed: May 11, 1994**

Primary Examiner—Paula A. Mortimer
Attorney, Agent, or Firm—Wenderoth, Lind & Ponack

[30] **Foreign Application Priority Data**
Feb. 17, 1994 [JP] Japan 6-3780

[57] **CLAIM**

The ornamental design for a neckwear, as shown and described.

[51] **LOC (6) Cl. 02-05**
[52] **U.S. Cl. D2/605**
[58] **Field of Search D2/600, 602, 605, D2/861, 500, 501, 865, 874, 877, 880, 881; 2/145, 144, 207, 46, 48, 49.1, 49.2**

DESCRIPTION

FIG. 1 is a front elevational view showing a neckwear according to my new design;
FIG. 2 is a rear elevational view thereof;
FIG. 3 is a top plan view thereof;
FIG. 4 is a bottom plan view thereof;
FIG. 5 is a left side elevational view thereof;
FIG. 6 is a right side elevational view thereof;
FIG. 7 is a sectional view taken along line 7—7 in FIG. 1; and,
FIG. 8 is a sectional view taken along line 8—8 in FIG. 2.

[56] **References Cited**
U.S. PATENT DOCUMENTS
D. 15,297 8/1884 Flagg D2/605
D. 15,913 3/1885 Keiser D2/605
1,327,062 1/1920 Quinn D2/605 X
1,406,225 2/1922 Rathsmill 2/46
1,577,945 3/1926 Blumenthal D2/881 X

1 Claim, 4 Drawing Sheets

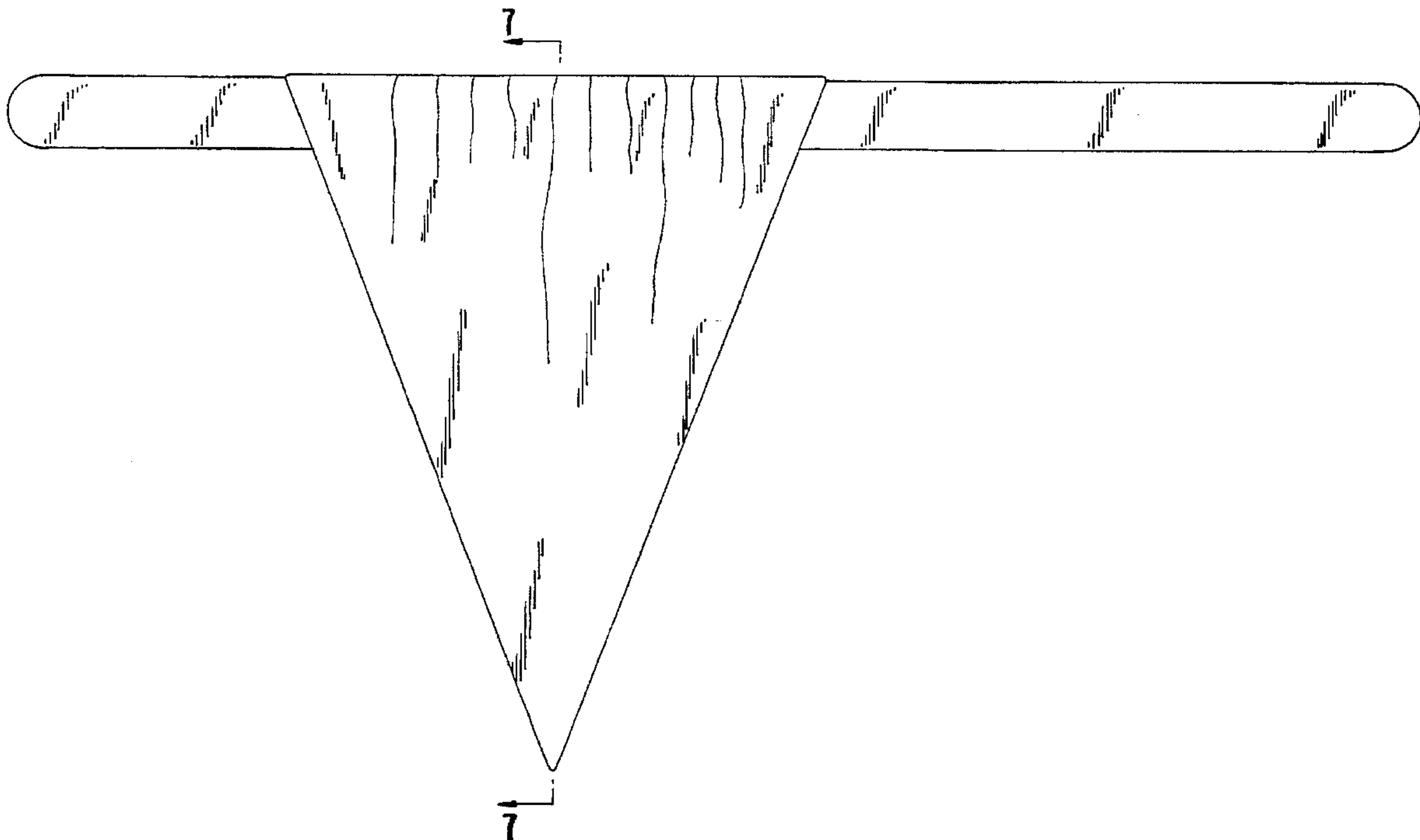
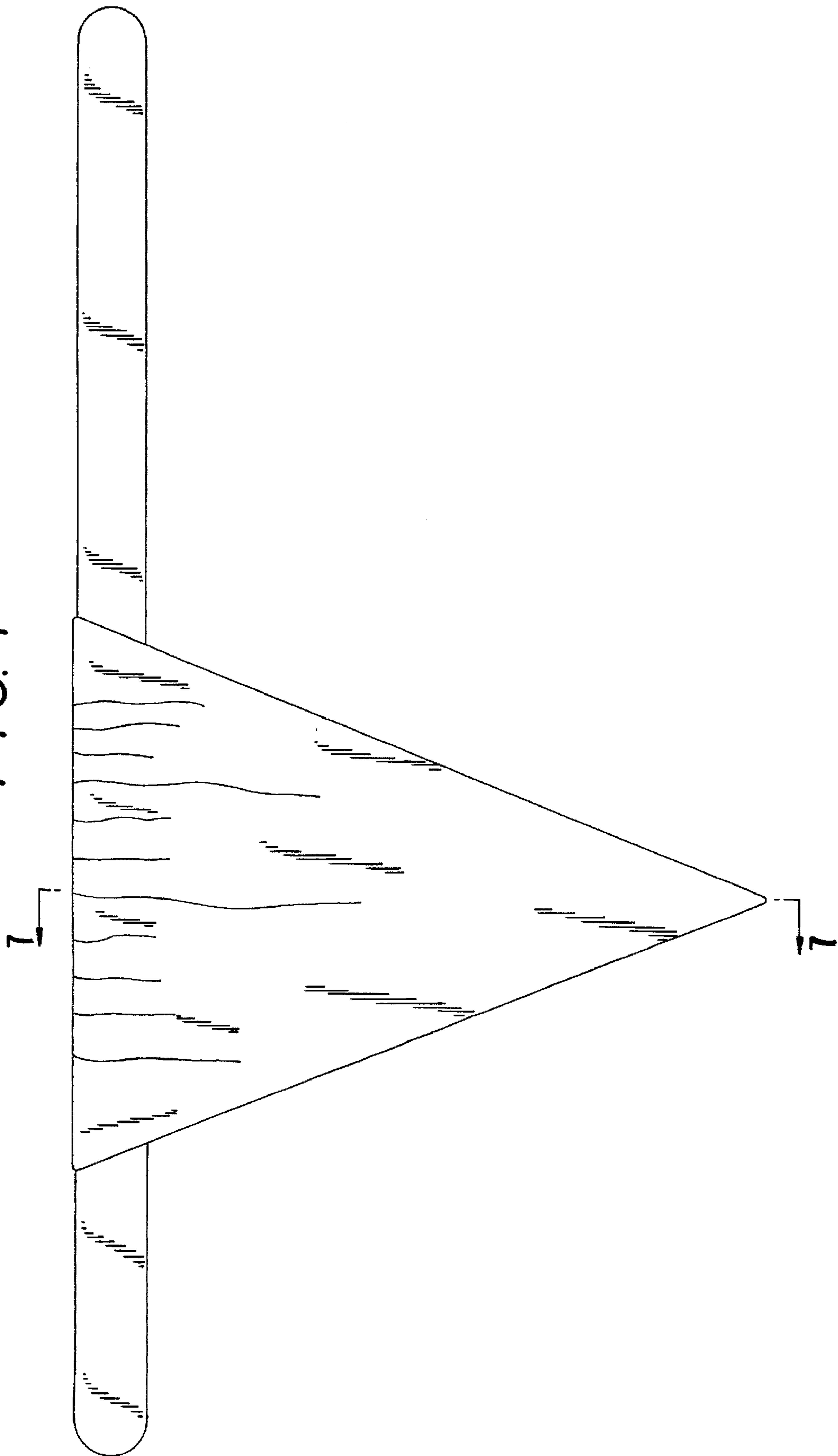


FIG. 1



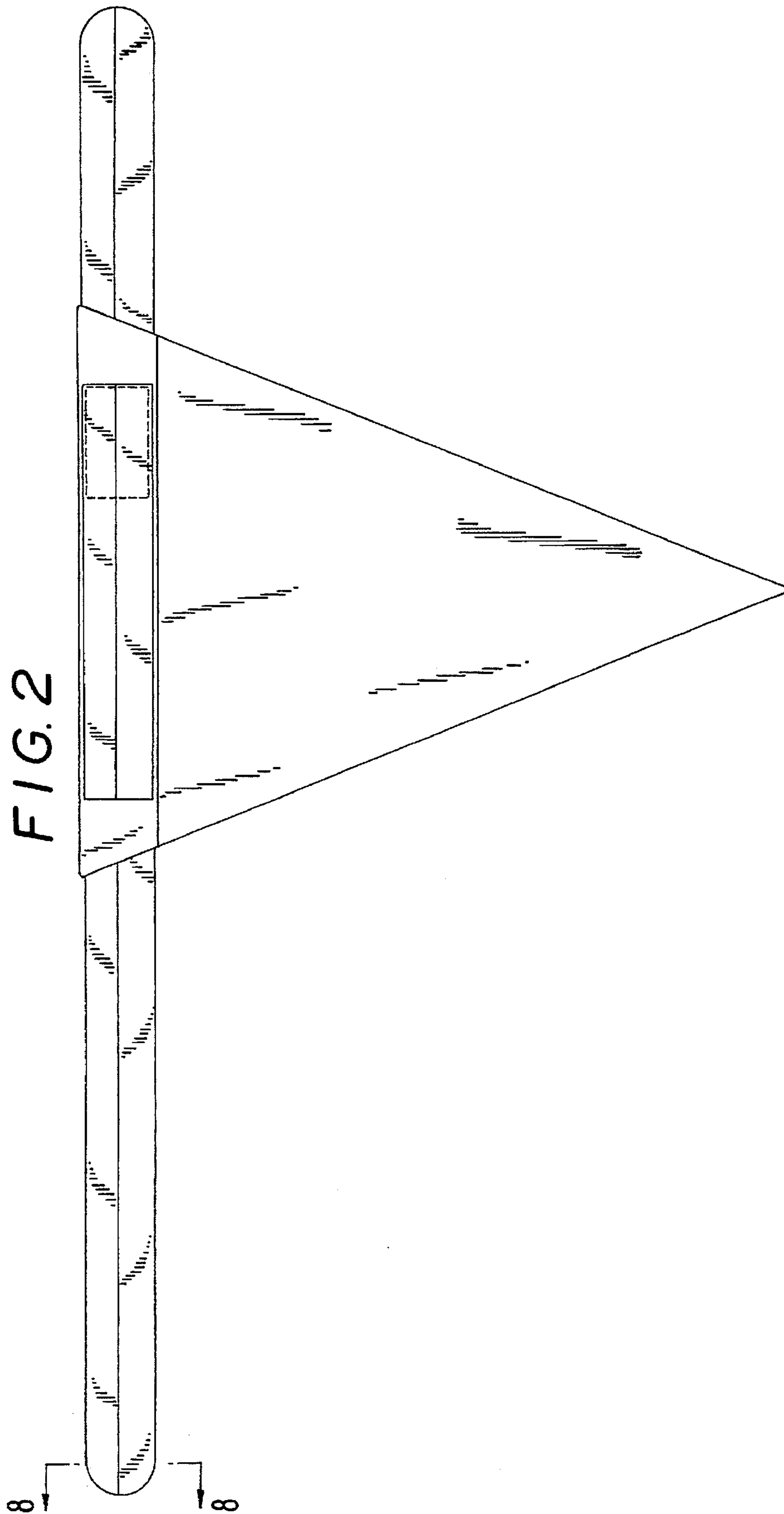


FIG. 3

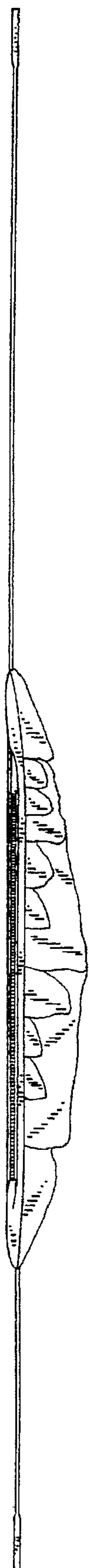


FIG. 4



FIG. 6




FIG. 5




FIG. 7




FIG. 8

