



US00D381773S

United States Patent [19]
Hemsley, Jr.

[11] **Patent Number: Des. 381,773**

[45] **Date of Patent: **Jul. 29, 1997**

[54] **DENTAL FLOSS DISPENSER**

[76] **Inventor: Joseph Hemsley, Jr., 61 Peppergrass
Dr. South, Mt. Laurel, N.J. 08054**

[**] **Term: 14 Years**

[21] **Appl. No.: 55,639**

[22] **Filed: Jun. 10, 1996**

[51] **LOC (6) Cl. 28-03**

[52] **U.S. Cl. D28/64**

[58] **Field of Search D28/64; 132/321,
132/322, 323, 324, 325, 326, 327; 206/388,
63.5, 63.3, 83; D9/307, 329, 331; 225/41;
D24/152**

[56] **References Cited**

U.S. PATENT DOCUMENTS

- D. 266,279 9/1982 Strother D28/64
- D. 293,491 12/1987 Fronske D28/64
- D. 305,696 1/1990 Woodman D28/64

- D. 321,767 11/1991 Hemsley, Jr. D28/64
- D. 334,860 4/1993 Brown et al. D28/64
- 4,706,843 11/1987 Thornton 206/388

Primary Examiner—Kay H. Chin

[57] **CLAIM**

The ornamental design for a dental floss dispenser, as shown and described.

DESCRIPTION

FIG. 1 is a perspective view of a dental floss dispenser showing my new design;
 FIG. 2 is a top plan view thereof;
 FIG. 3 is a left side elevational view thereof;
 FIG. 4 is a front elevational view thereof;
 FIG. 5 is a right side elevational view thereof;
 FIG. 6 is a rear elevational view thereof;
 FIG. 7 is a bottom plan view thereof; and,
 FIG. 8 is a perspective view thereof with top flap open.

1 Claim, 4 Drawing Sheets

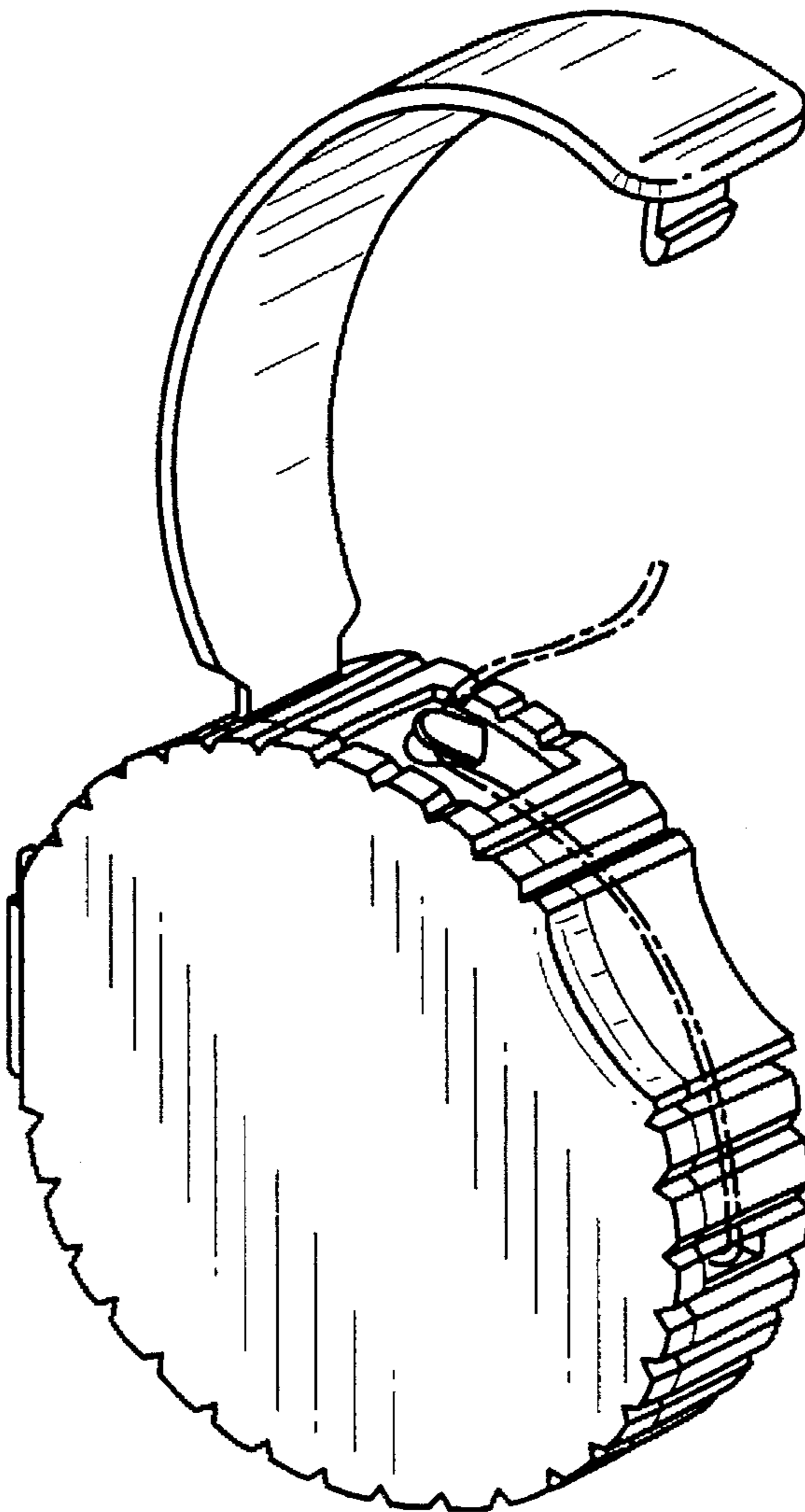


FIG. 1

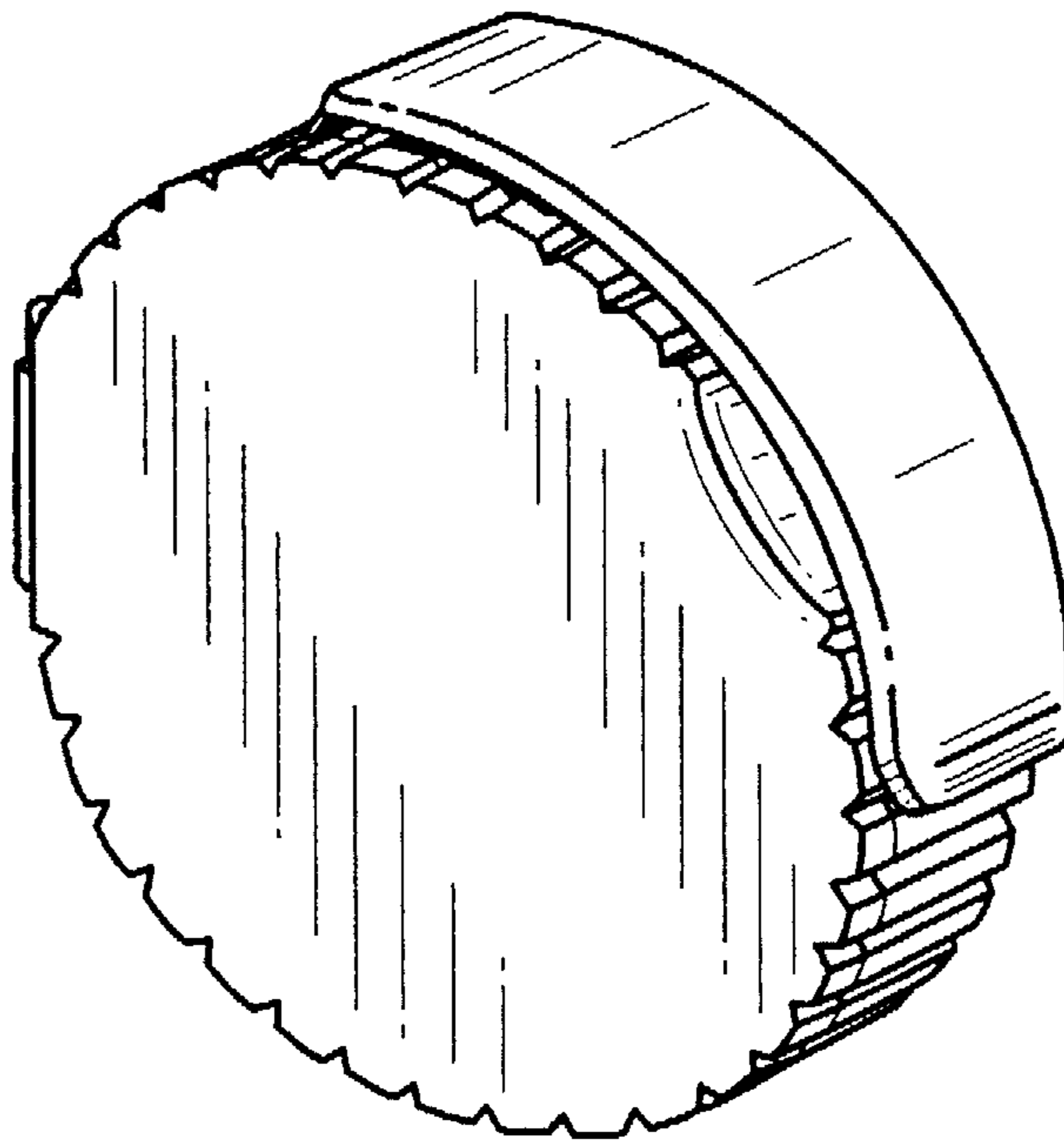


FIG. 2




FIG. 3



FIG. 4




FIG. 5




FIG. 6

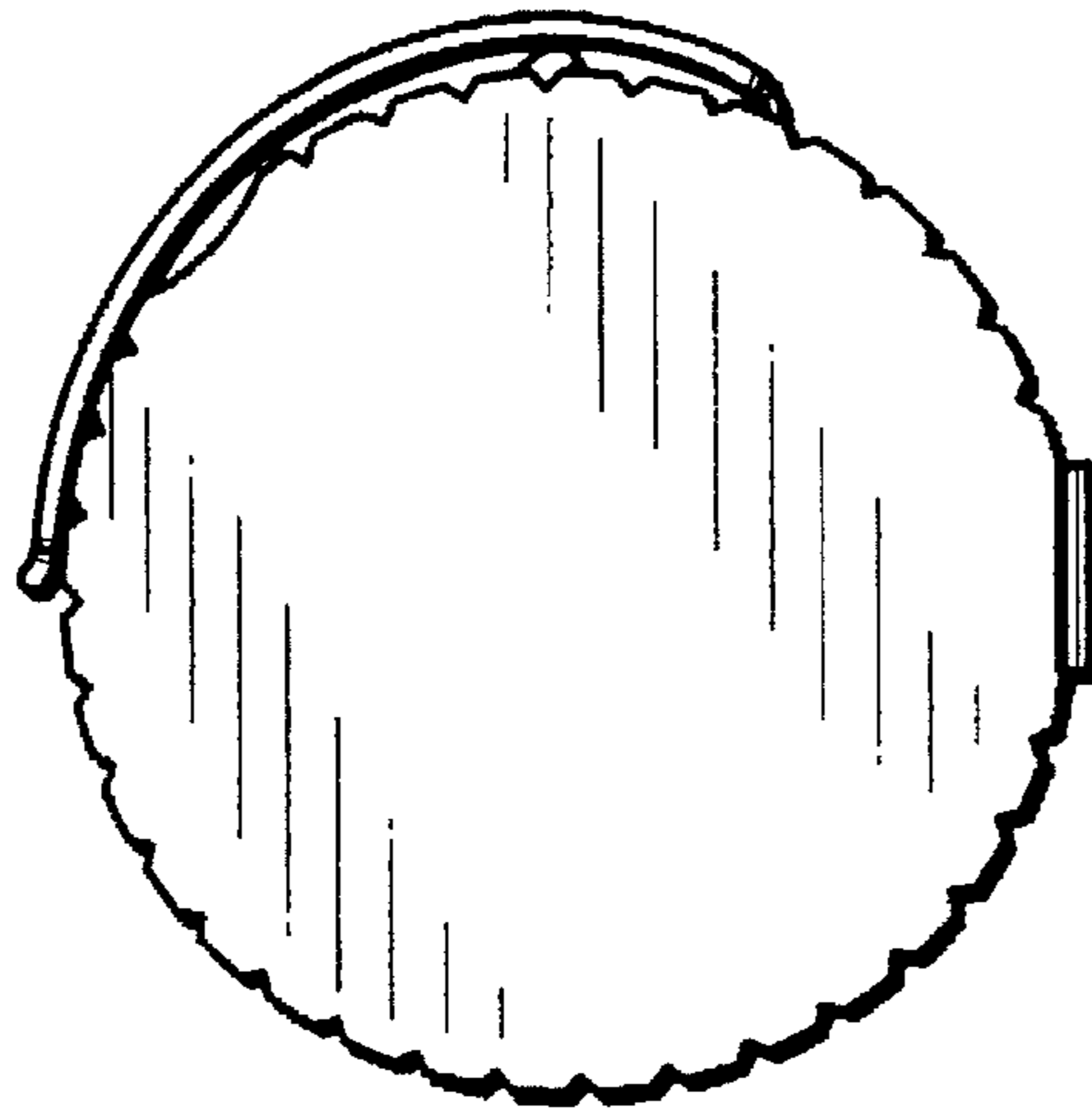


FIG. 7



FIG. 8

