



US00D381770S

United States Patent [19]

Ward

[11] Patent Number: **Des. 381,770**

[45] Date of Patent: ****Jul. 29, 1997**

[54] **TWEEZER**

5,246,449 9/1993 Webster 606/131

[76] Inventor: **William O. Ward**, Rte. #3, Box 462,
Ridgeland, S.C. 29936

FOREIGN PATENT DOCUMENTS

332184 7/1936 Italy 294/99.2
14706 12/1905 Norway 294/99.2

[**] Term: **14 Years**

Primary Examiner—Ted Shooman

Assistant Examiner—C. Tuttle

[21] Appl. No.: **42,012**

[22] Filed: **Jul. 31, 1995**

[57] CLAIM

[51] LOC (6) Cl. **28-03**

[52] U.S. Cl. **D28/55**

[58] Field of Search D28/55; D24/143,
D24/153; 194/99.1, 99.2; 606/205-207,
210

The ornamental design for the tweezer, as shown and described.

DESCRIPTION

[56] References Cited

U.S. PATENT DOCUMENTS

D. 59,313	10/1921	Wilson	D7/686
127,012	5/1872	Bacher	294/99.2
D. 330,101	10/1992	Weiss	D8/52 X
D. 332,988	2/1993	Pacenti	D22/123
1,615,125	1/1927	Lespinasse	606/207 X
1,741,457	12/1929	Glass	606/210 X
1,767,553	6/1930	Rose	294/99.2
1,823,041	9/1931	Hall et al.	D7/686 X
1,979,528	11/1934	Bruce et al.	219/138
2,653,048	9/1953	Novak	D7/686 X
4,748,767	6/1988	Sandels	43/132.1
4,938,764	7/1990	Glaberson	606/131
4,976,718	12/1990	Daniell	606/131
5,116,347	5/1992	Butler	606/131

FIG. 1 is a front elevational view of the tweezer showing my new design;
 FIG. 2 is a rear elevational view thereof;
 FIG. 3 is a right side elevational view thereof;
 FIG. 4 is a left side elevational view thereof;
 FIG. 5 is a perspective view thereof;
 FIG. 6 is a front elevational view of an alternative embodiment thereof;
 FIG. 7 is a rear elevational view thereof;
 FIG. 8 is a right side elevational view thereof;
 FIG. 9 is a left side elevational view thereof;
 FIG. 10 is a perspective view thereof;
 FIG. 11 is an enlarged top plan view of the first embodiment thereof; and,
 FIG. 12 is an enlarged top plan view of the alternative embodiment thereof.

1 Claim, 5 Drawing Sheets

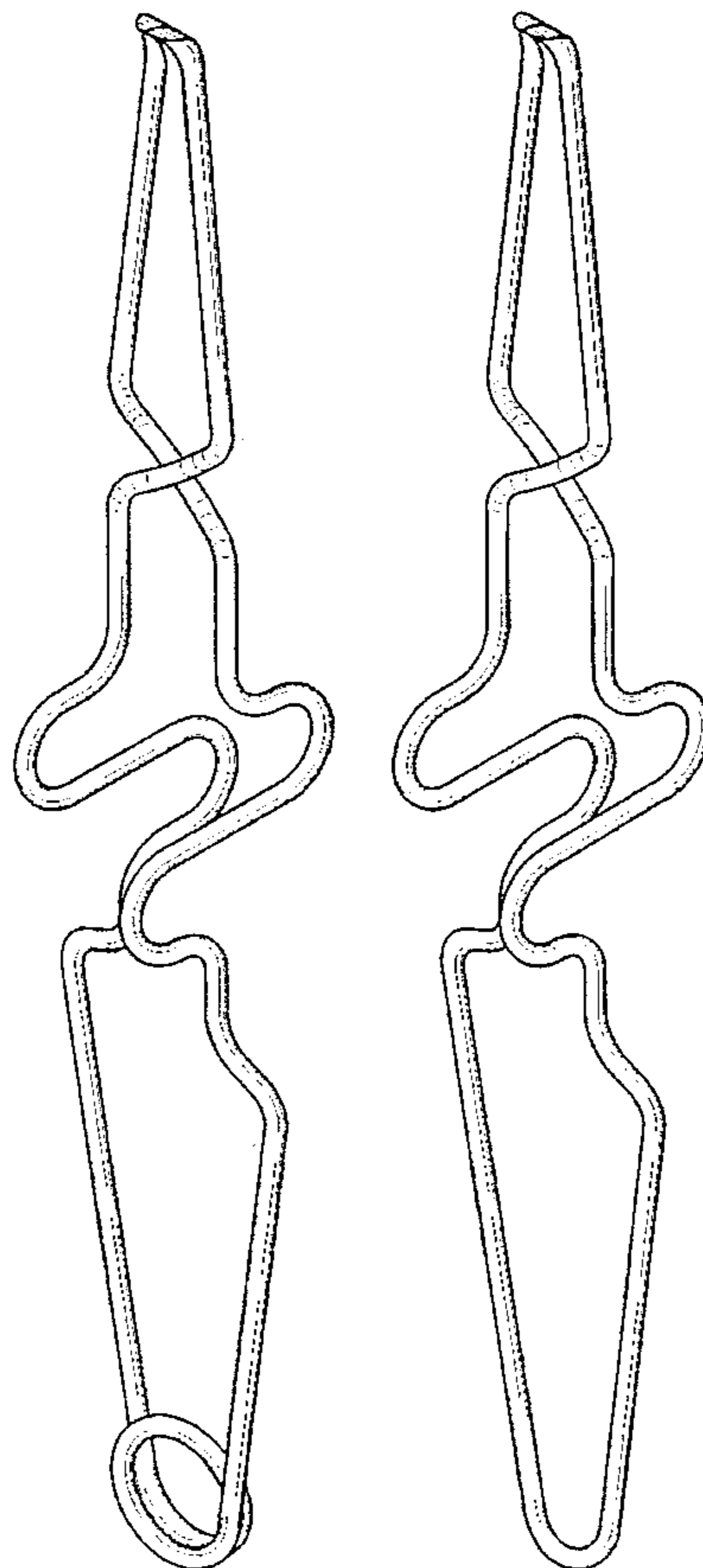


FIG. 1

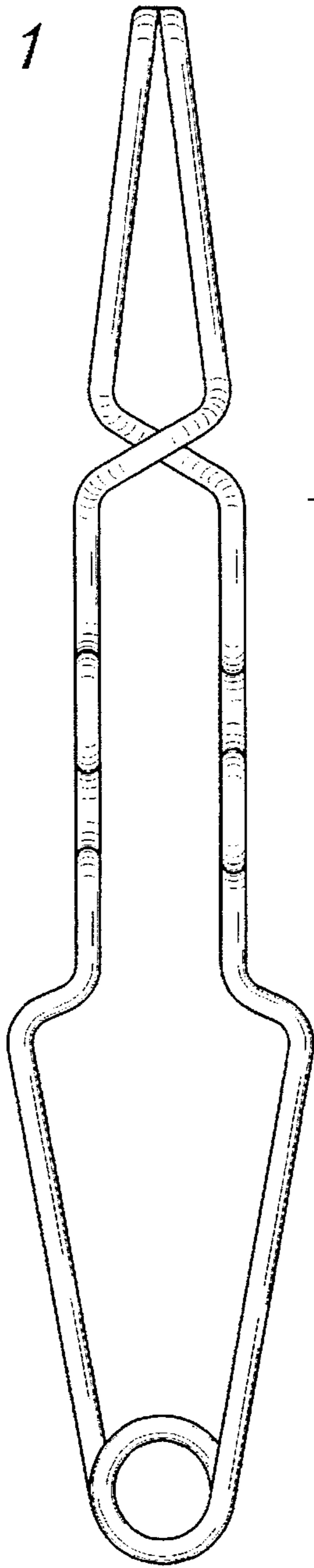


FIG. 2

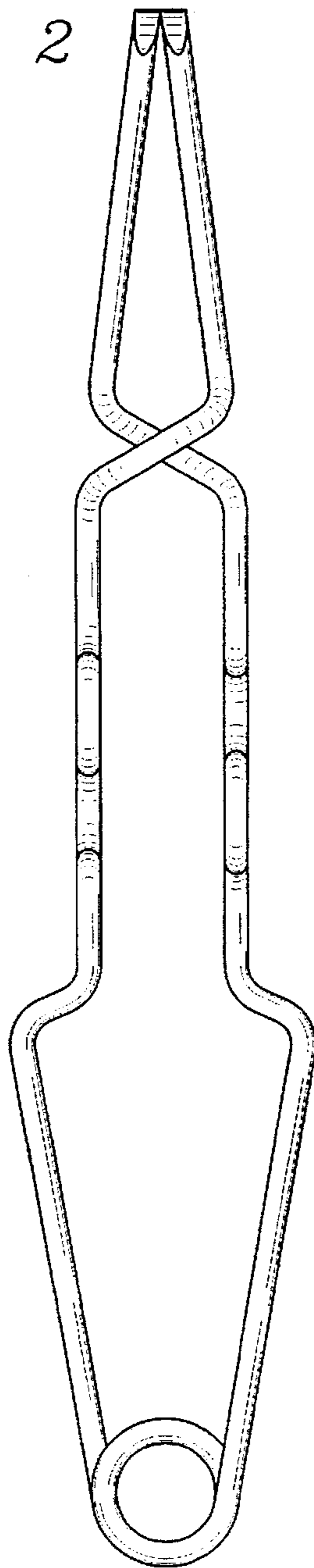


FIG. 3

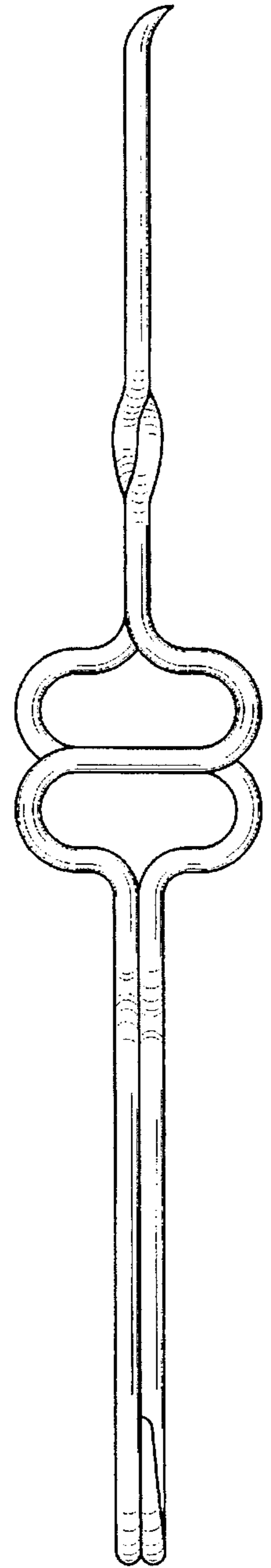


FIG. 4

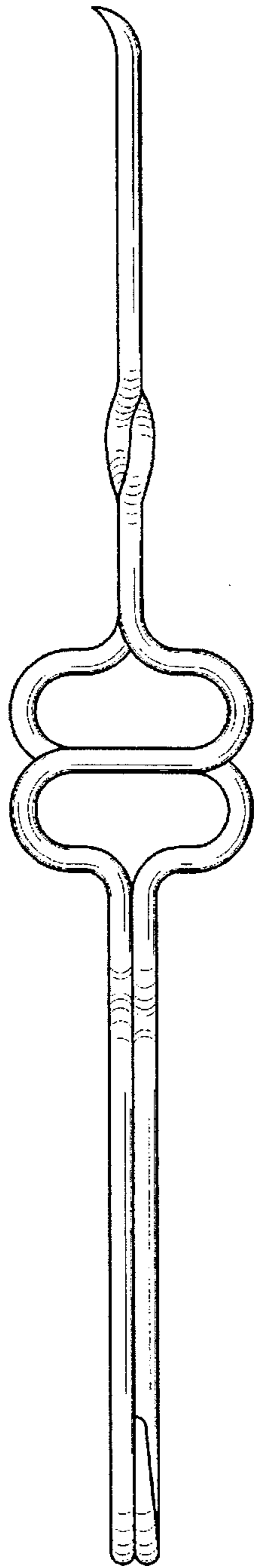


FIG. 5

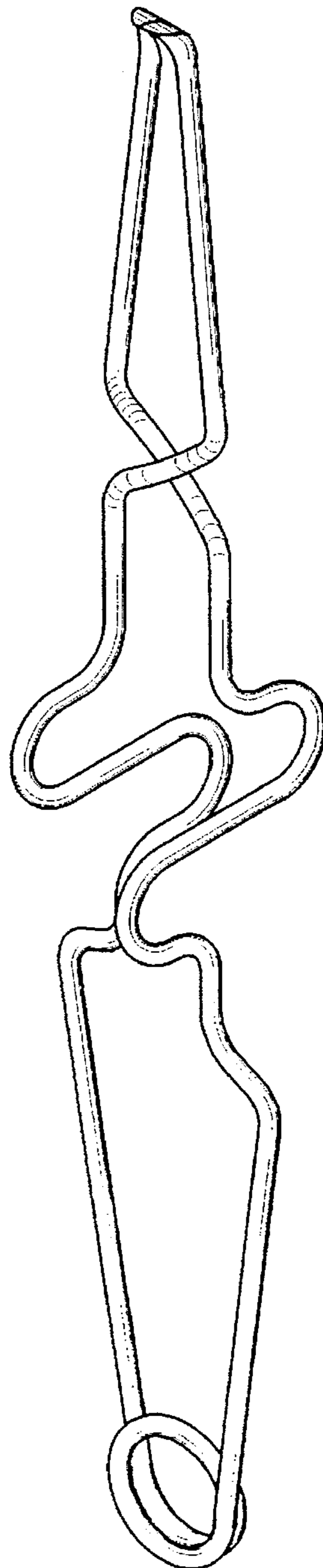


FIG. 6

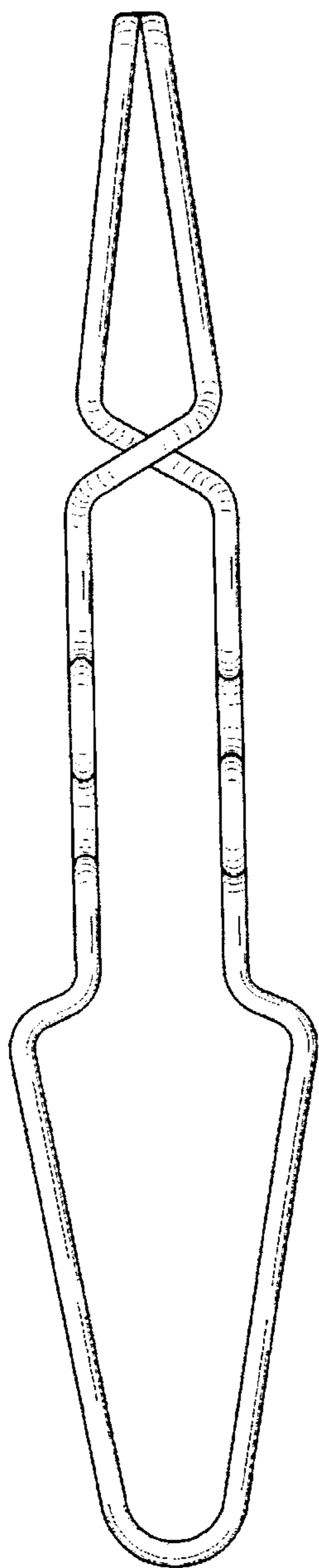


FIG. 7

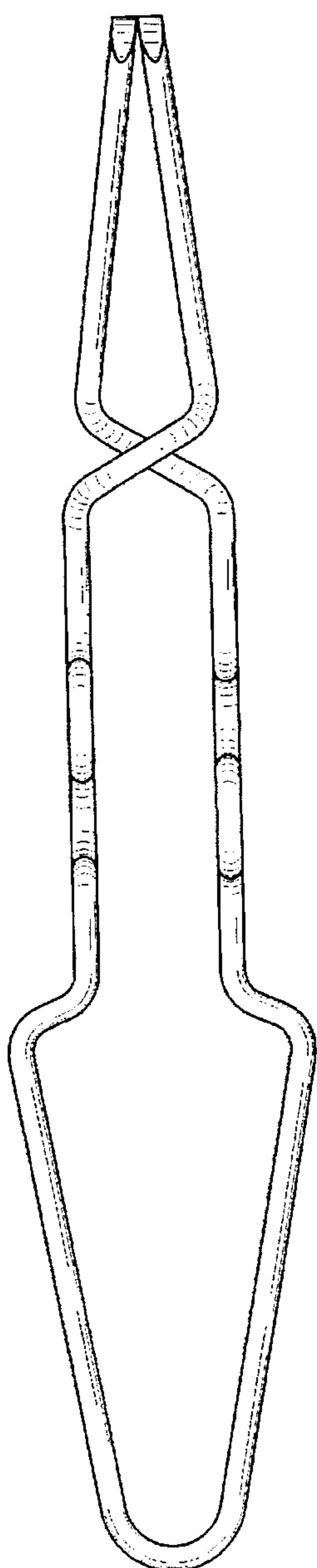


FIG. 8




FIG. 9

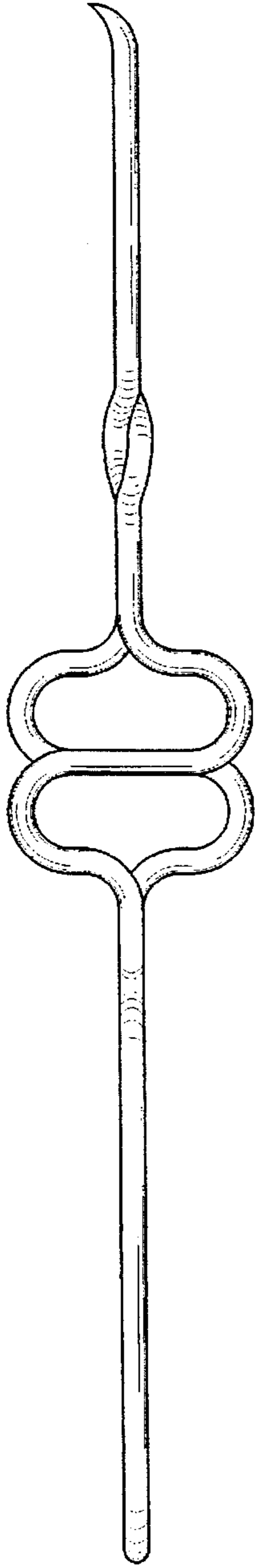


FIG. 10

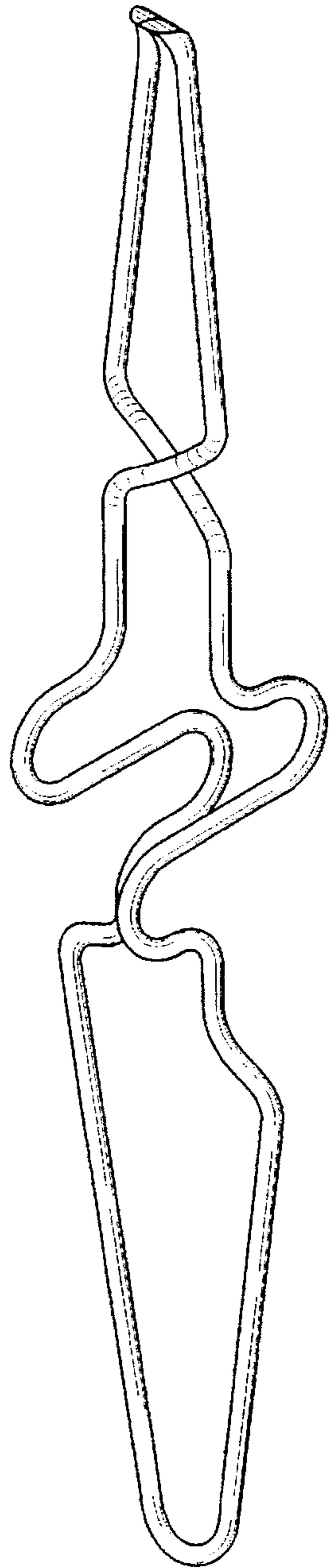


FIG. 11

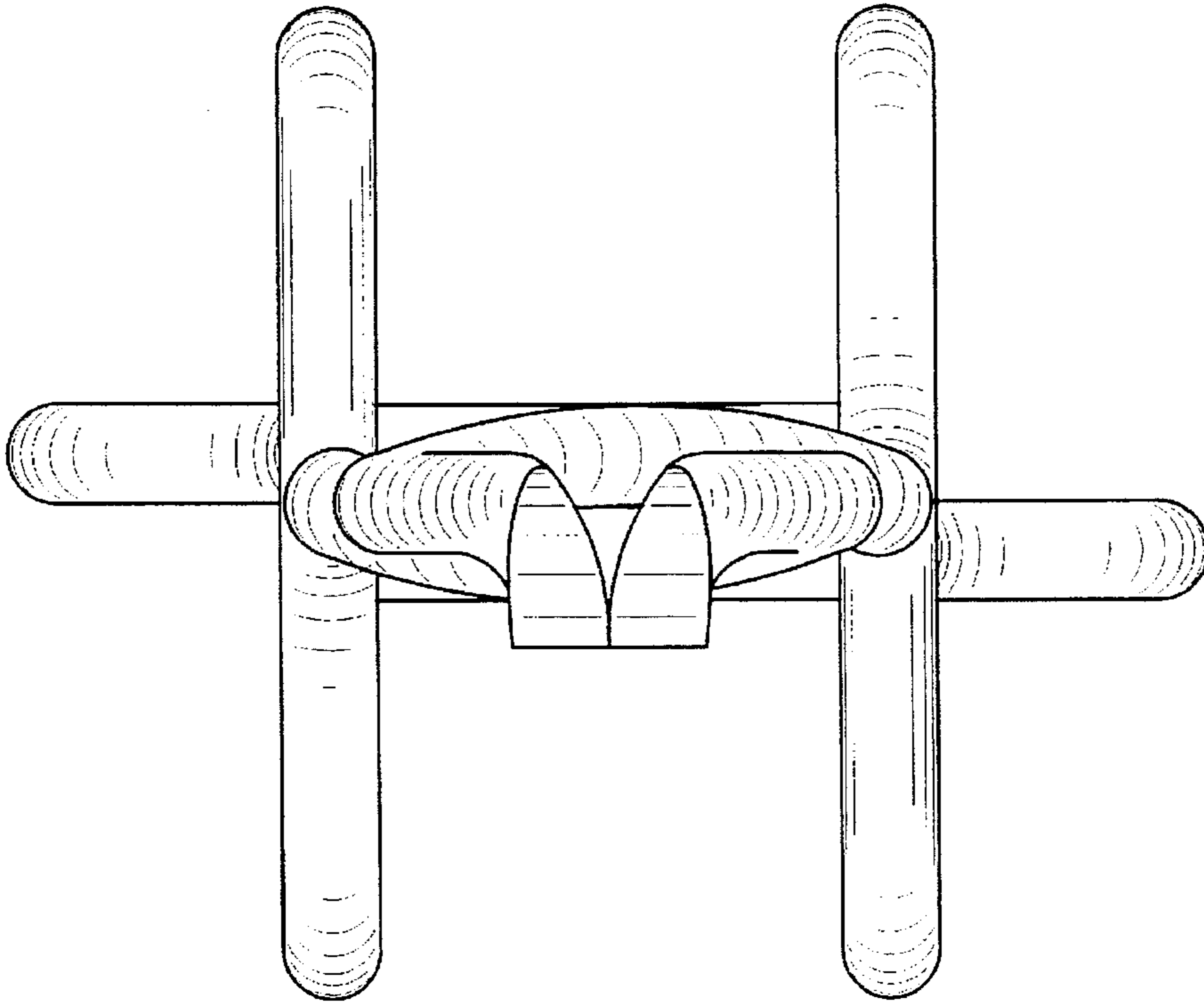


FIG. 12

