



US00D381761S

United States Patent [19]
Cohen

[11] **Patent Number: Des. 381,761**

[45] **Date of Patent: **Jul. 29, 1997**

[54] **LIGHTING FIXTURE**

[75] Inventor: **Stephen Cohen**, Quebec, Canada

[73] Assignee: **Artcraft of Montreal, Ltd.**, Montreal, Canada

[**] Term: **14 Years**

[21] Appl. No.: **47,905**

[22] Filed: **Dec. 14, 1995**

[51] **LOC (6) Cl. 26-05**

[52] **U.S. Cl. D26/84**

[58] **Field of Search D26/72, 80-92, D26/138, 140, 141, 142, 143, 144; 362/147, 404-408**

[56] **References Cited**

U.S. PATENT DOCUMENTS

- D. 52,090 6/1918 Wagner et al. D26/90
- D. 68,158 9/1925 Rosenblatt D26/81
- D. 69,036 12/1925 Klein D26/84

- D. 75,865 7/1928 Ohm D26/143
- D. 368,546 4/1996 Hsu D26/81

Primary Examiner—Susan J. Lucas
Attorney, Agent, or Firm—Banner & Witcoff, Ltd.

[57] **CLAIM**

The ornamental design for a lighting fixture, as shown and described.

DESCRIPTION

FIG. 1 is a perspective view of a lighting fixture showing my new design;

FIG. 2 is a front elevational view thereof;



FIG. 3 is an auxiliary side elevational view, taken at an approximately sixty degree angle from FIG. 2;

FIG. 4 is a front elevational view, with a portion thereof broken away to illustrate the central lamp/light bulb housing; and,

FIG. 5 is a bottom plan view thereof.

The broken line showing of a glass dome for a lighting fixture in FIGS. 1-4 is for illustrative purposes and forms no part of the claimed design.

1 Claim, 5 Drawing Sheets






FIG. 1




FIG. 2




FIG. 3




FIG. 4




FIG. 5