



US00D381757S

# United States Patent [19]

Azar

[11] Patent Number: **Des. 381,757**

[45] Date of Patent: **\*\*Jul. 29, 1997**

[54] **SPLASH PAD**

[76] Inventor: **Tony Azar**, 1038 Lesperance Road,  
Tecumseh, Ontario, Canada, N8N 1W8

[\*\*] Term: **14 Years**

[21] Appl. No.: **52,126**

[22] Filed: **Mar. 25, 1996**

[30] **Foreign Application Priority Data**

Jan. 10, 1996 [CA] Canada ..... 1996-0056

[51] **LOC (6) Cl.** ..... **25-01**

[52] **U.S. Cl.** ..... **D25/112**

[58] **Field of Search** ..... D25/112; 52/16;  
405/118, 119

[56] **References Cited**

**U.S. PATENT DOCUMENTS**

- D. 171,737 3/1954 Torricelli ..... D25/112
- D. 181,753 12/1957 Scanland ..... D25/112
- 3,060,952 10/1962 Bystrom ..... 52/16
- 3,084,479 4/1963 Struben ..... 52/16
- 4,135,540 1/1979 Felsen .
- 4,345,853 8/1982 Fisher ..... 405/119
- 5,358,006 10/1994 Sweers ..... 52/16
- 5,375,891 12/1994 Sicotte et al. .

5,435,051 7/1995 Cheremshynski .

5,511,829 4/1996 Sicotte et al. .

5,516,232 5/1996 Filipski ..... 405/118

5,522,427 6/1996 Johnson ..... 52/16

**FOREIGN PATENT DOCUMENTS**

1188476 6/1985 Canada .

2140433 8/1993 Canada .

*Primary Examiner*—Raphael Barkai

*Attorney, Agent, or Firm*—Anthony J. Casella; Gerald E. Hespos

[57] **CLAIM**

The ornamental design of a splash pad, as shown and described.

**DESCRIPTION**

FIG. 1 is a top plan view of a splash pad in accordance with my design;

FIG. 2 is a bottom plan view thereof;


FIG. 3 is a rear elevational view thereof;

FIG. 4 is a front elevational view thereof;

FIG. 5 is a side elevational view as viewed from the left side of FIG. 1; and,

FIG. 6 is a side elevational view as viewed from the right side of FIG. 1.

**1 Claim, 2 Drawing Sheets**



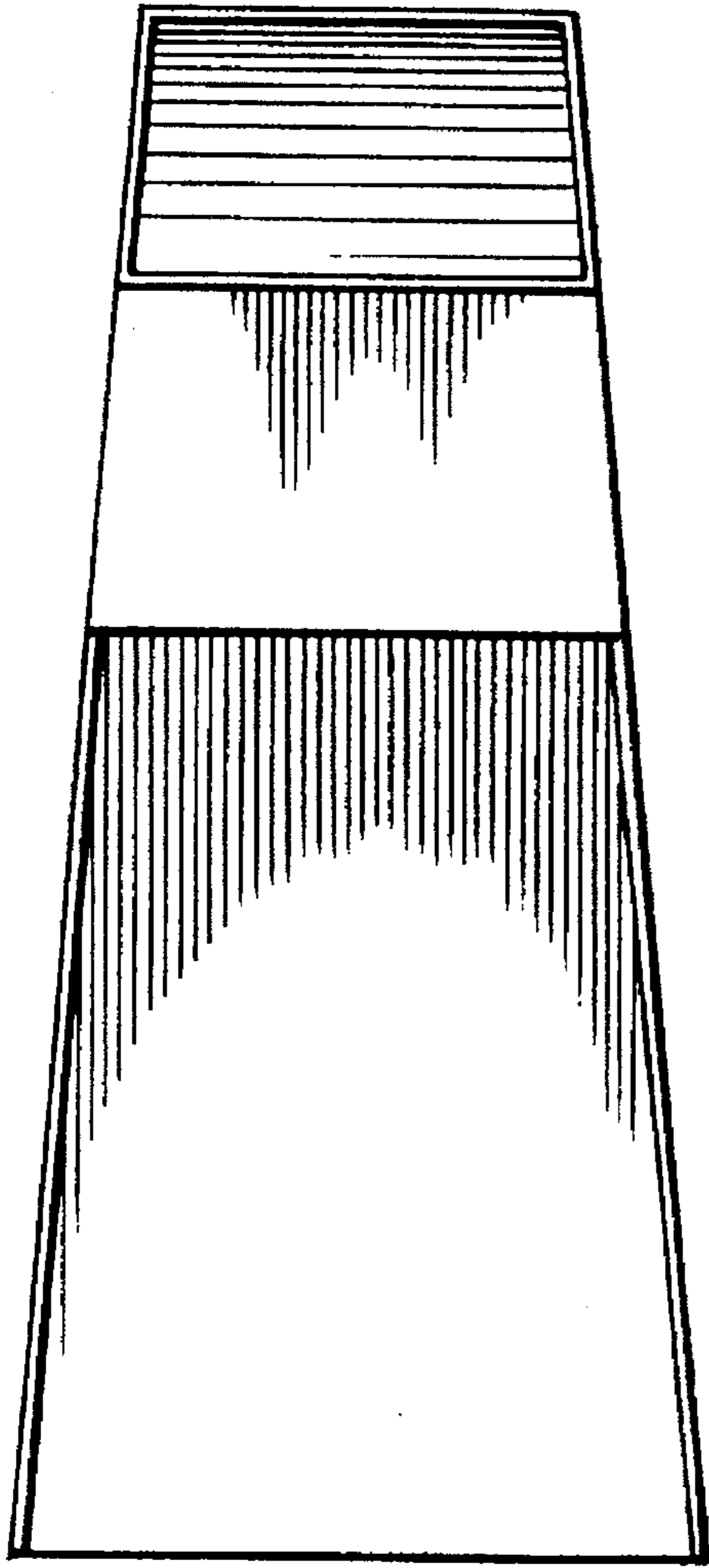


FIG. 1

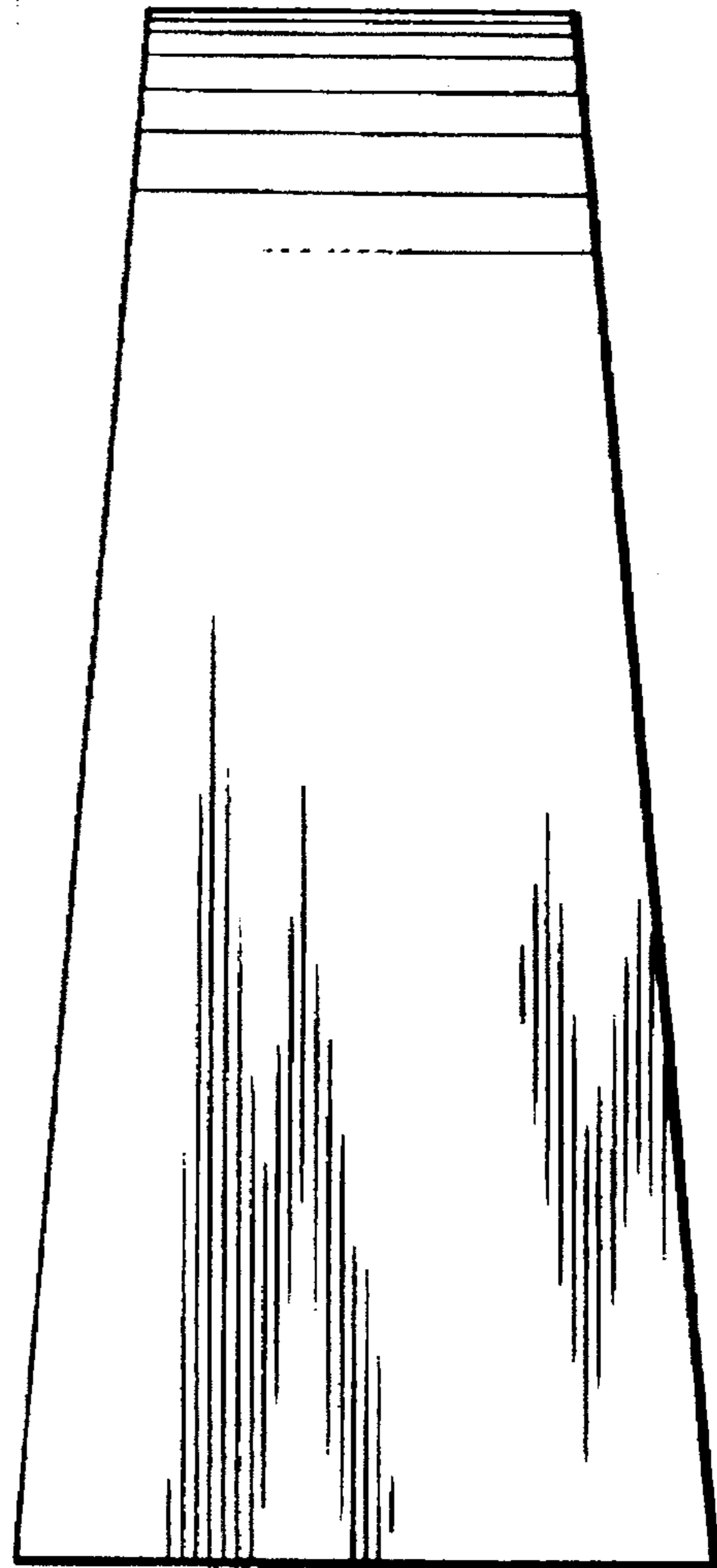


FIG. 2




FIG. 3

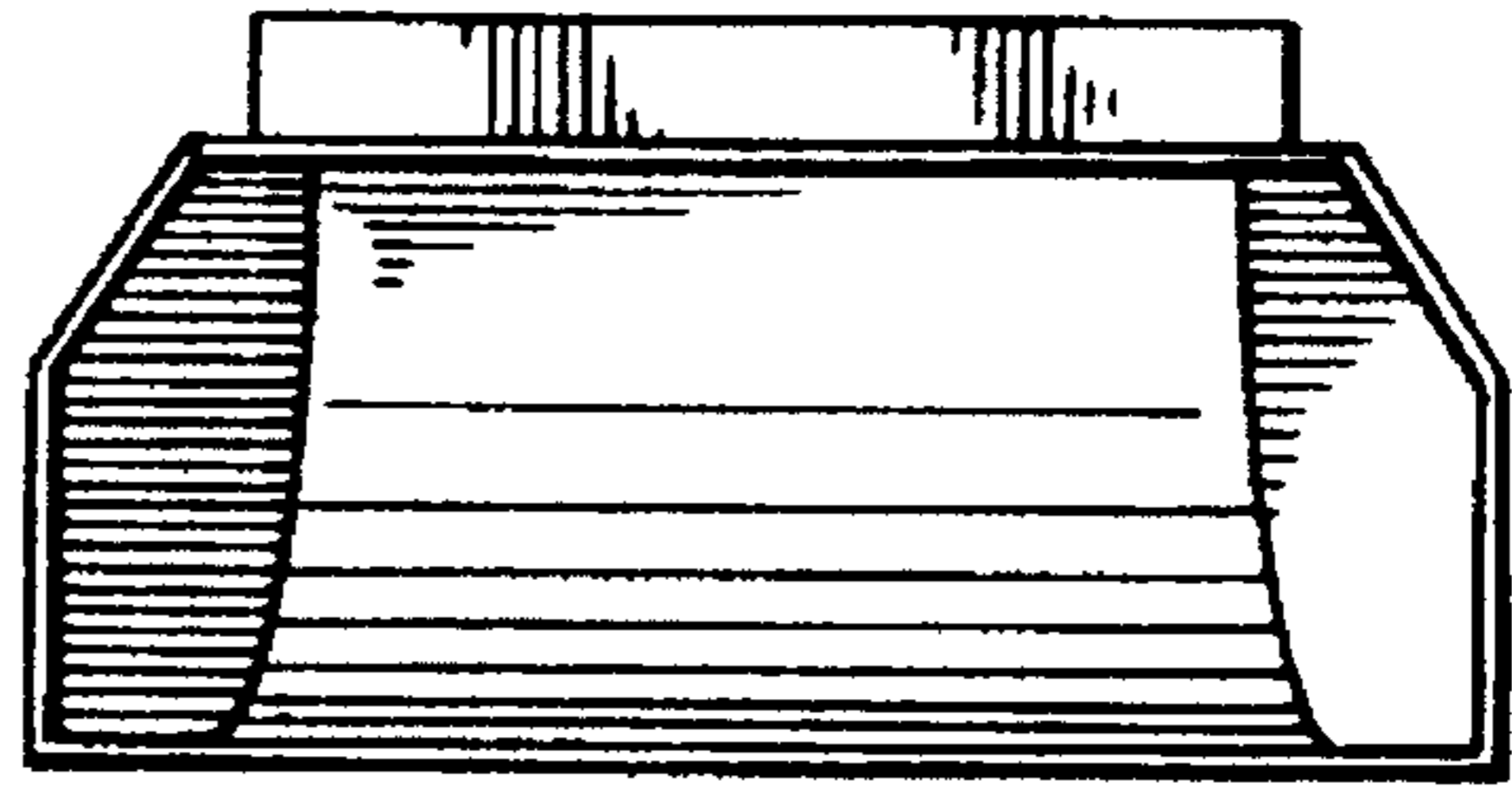


FIG. 4




FIG. 5




FIG. 6