



US00D381729S

United States Patent [19]
Gierstorf

[11] **Patent Number: Des. 381,729**

[45] **Date of Patent: **Jul. 29, 1997**

[54] **ICE RUNNER FOR MOUNTING TO A ROLLER BLADE BOOT**

5,088,749 2/1992 Olivieri 280/11.18
5,531,462 7/1996 Gu 280/11.22

[76] **Inventor: Gary Gierstorf, 6825 W. Floyd Ave., Lakewood, Colo. 80227**

Primary Examiner—Raphael Barkai

[**] **Term: 14 Years**

[57] **CLAIM**

[21] **Appl. No.: 53,662**

The ornamental design for a ice runner for mounting to a roller blade boot, as shown.

[22] **Filed: Apr. 29, 1996**

DESCRIPTION

[51] **LOC (6) Cl. 21-02**

[52] **U.S. Cl. D21/225; D21/226**

[58] **Field of Search D21/224-226, D21/230; 280/11.18, 11.19, 11.22, 11.27, 8.11**

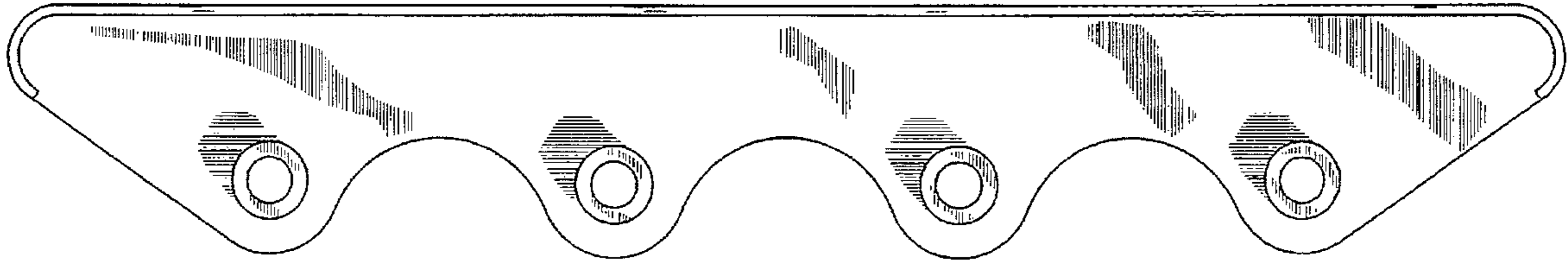
FIG. 1 is a right side view of the ice runner for mounting to a roller blade boot of the present invention;
FIG. 2 is a left side view of the ice runner for mounting to a roller blade boot of FIG. 1;
FIG. 3 is a front view of the ice runner for mounting to a roller blade boot of FIG. 1;
FIG. 4 is a rear view of the ice runner for mounting to a roller blade boot of FIG. 1;
FIG. 5 is a top view of the ice runner for mounting to a roller blade boot of FIG. 1; and,
FIG. 6 is a bottom view of the ice runner for mounting to a roller blade boot of FIG. 1.

[56] **References Cited**

U.S. PATENT DOCUMENTS

2,148,687	2/1939	English	D21/225
2,209,116	7/1940	Friedmann	D21/225
3,292,940	12/1966	Weitzner	280/11.18
3,387,852	6/1968	De Sarro	D21/226
4,314,708	2/1982	Zuuring	280/11.18

1 Claim, 3 Drawing Sheets



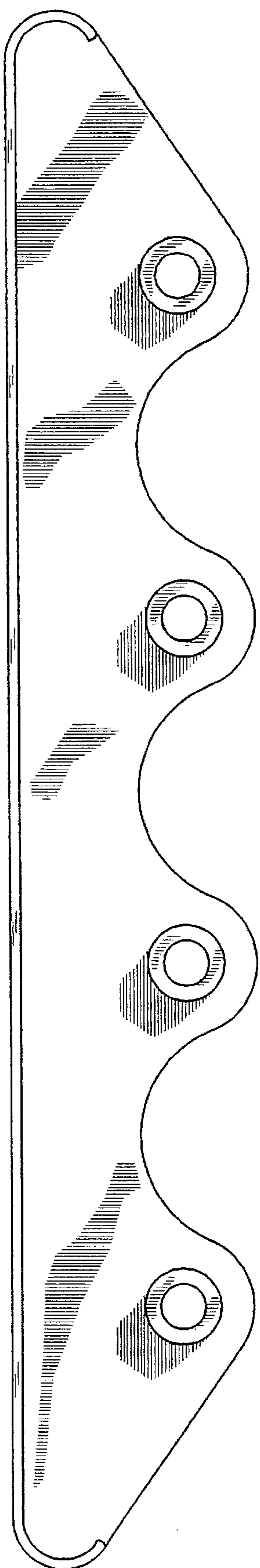


FIG. 2

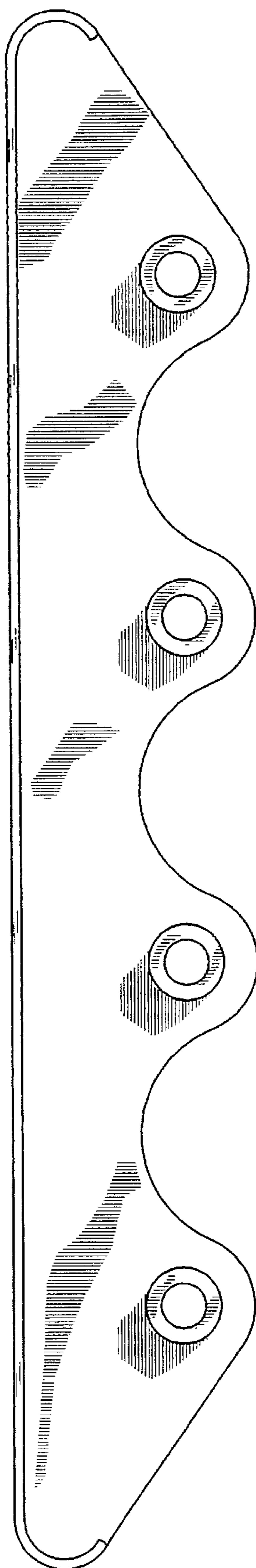


FIG. 1

FIG. 3

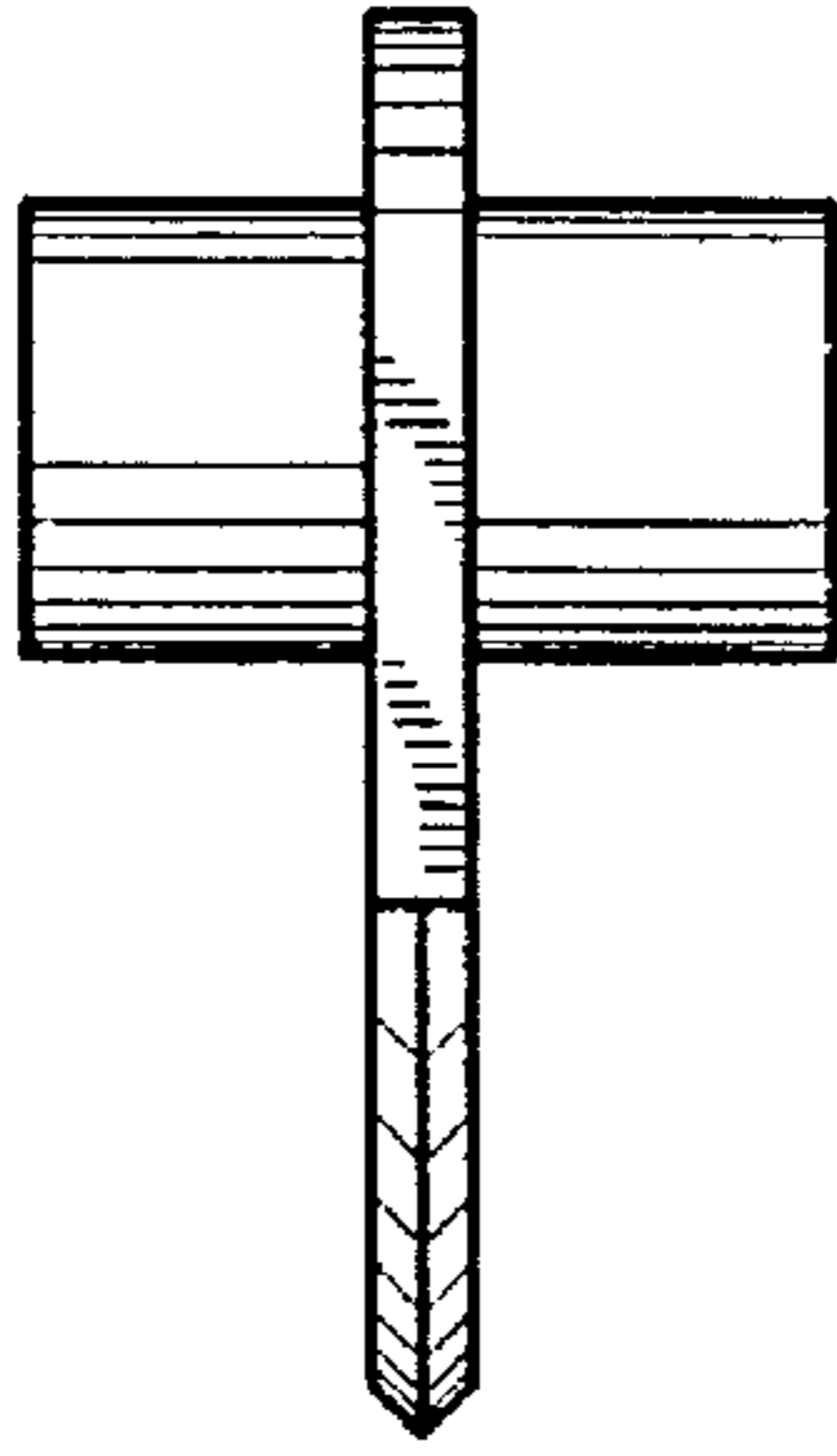
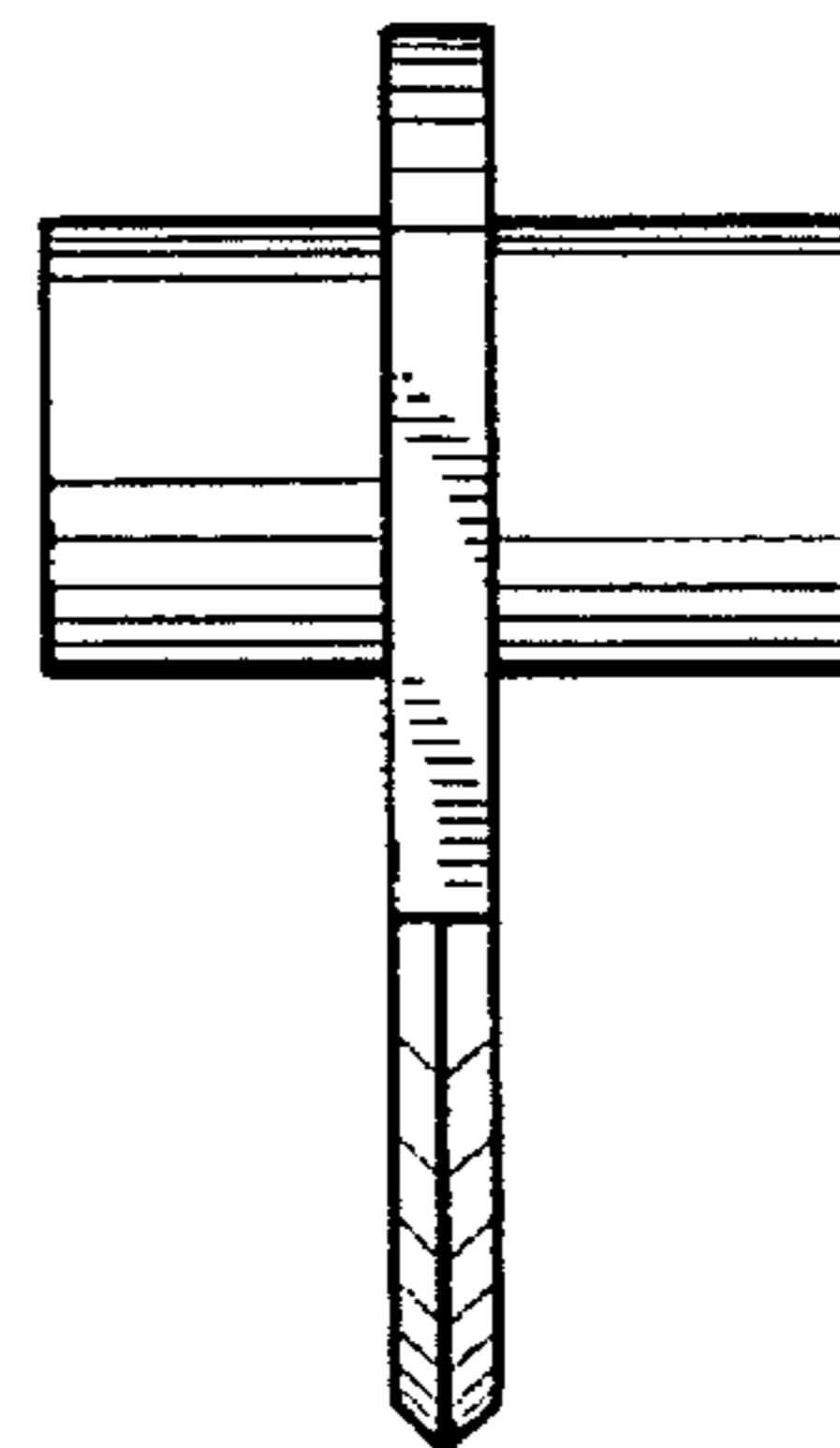


FIG. 4



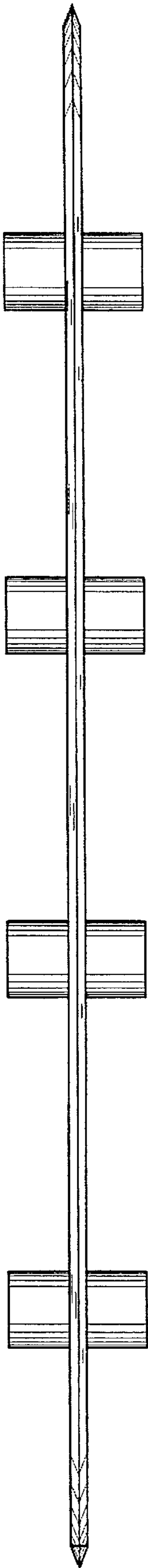


FIG. 6

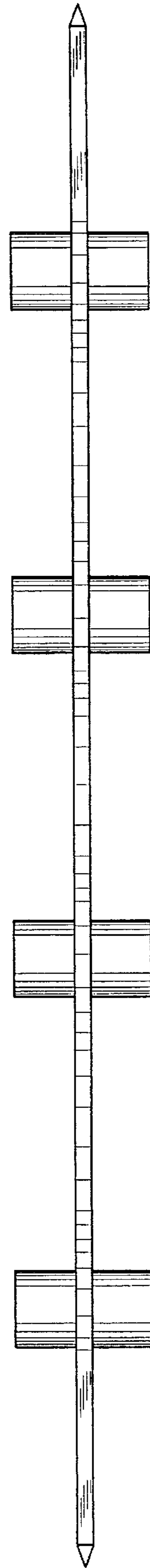


FIG. 5