



US00D381700S

# United States Patent [19]

[11] Patent Number: **Des. 381,700**

**Brettschneider**

[45] Date of Patent: **\*\*Jul. 29, 1997**

[54] **VIDEO SLOT MACHINE**

[75] Inventor: **Dirk Ingo Brettschneider**, Lübecke, Germany

[73] Assignee: **adp Gauselmann GmbH**, Lübecke, Germany

[\*] Notice: The portion of the term of this patent subsequent to Mar. 25, 2011, has been disclaimed.

[\*\*] Term: **14 Years**

[21] Appl. No.: **39,233**

[22] Filed: **May 24, 1995**

[30] **Foreign Application Priority Data**

Dec. 5, 1994 [DE] Germany ..... 94 09 371.7

[51] LOC (6) Cl. .... **21-02**

[52] U.S. Cl. .... **D21/38**

[58] Field of Search ..... D21/37-41; 273/138 F, 273/143 F, 85 CP

[56] **References Cited**

**U.S. PATENT DOCUMENTS**

D. 275,117 8/1984 Heywood ..... D21/38

D. 284,592	7/1986	Drews et al. ....	D21/38
D. 344,122	2/1994	McKay et al. ....	D21/37
5,108,099	4/1992	Smyth .....	273/143 R X
5,123,649	6/1992	Tiberio .....	273/143 R
5,167,413	12/1992	Fulton .....	273/85 CP
5,219,167	6/1993	Hamano .....	273/143 R
5,251,898	10/1993	Dickenson et al. ....	273/143 R

*Primary Examiner*—Ted Shooman  
*Assistant Examiner*—Mitchell I. Siegel  
*Attorney, Agent, or Firm*—Horst M. Kasper


[57] **CLAIM**

The ornamental design for a video slot machine, as shown and described.

**DESCRIPTION**

FIG. 1 is a front elevational view of a video slot machine showing my new design;  
FIG. 2 is a rear elevational view thereof;  
FIG. 3 is a right side elevational view thereof;  
FIG. 4 is a left side elevational view thereof;  
FIG. 5 is a top plan view thereof; and,  
FIG. 6 is a perspective view thereof.

**1 Claim, 6 Drawing Sheets**



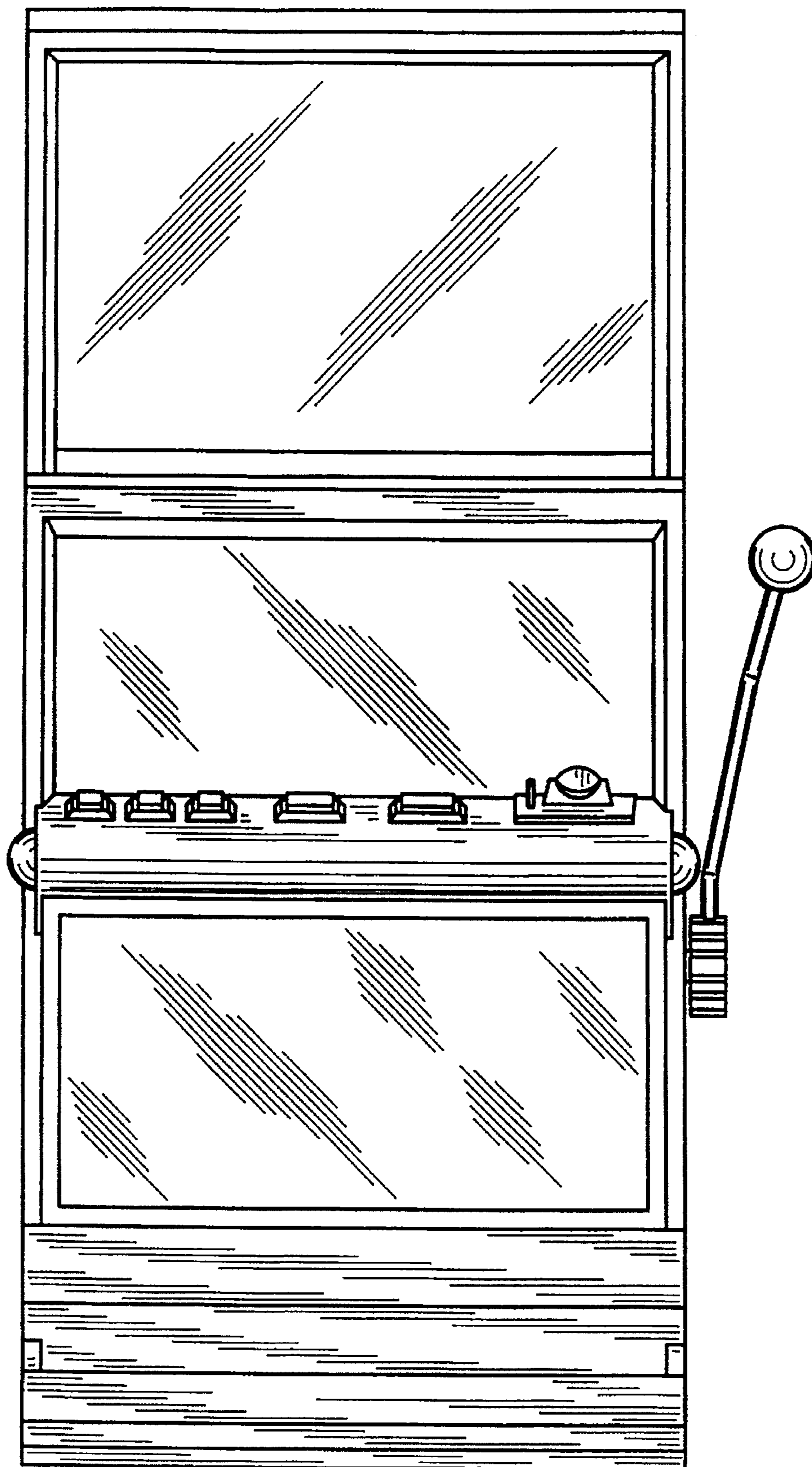


Fig. 1

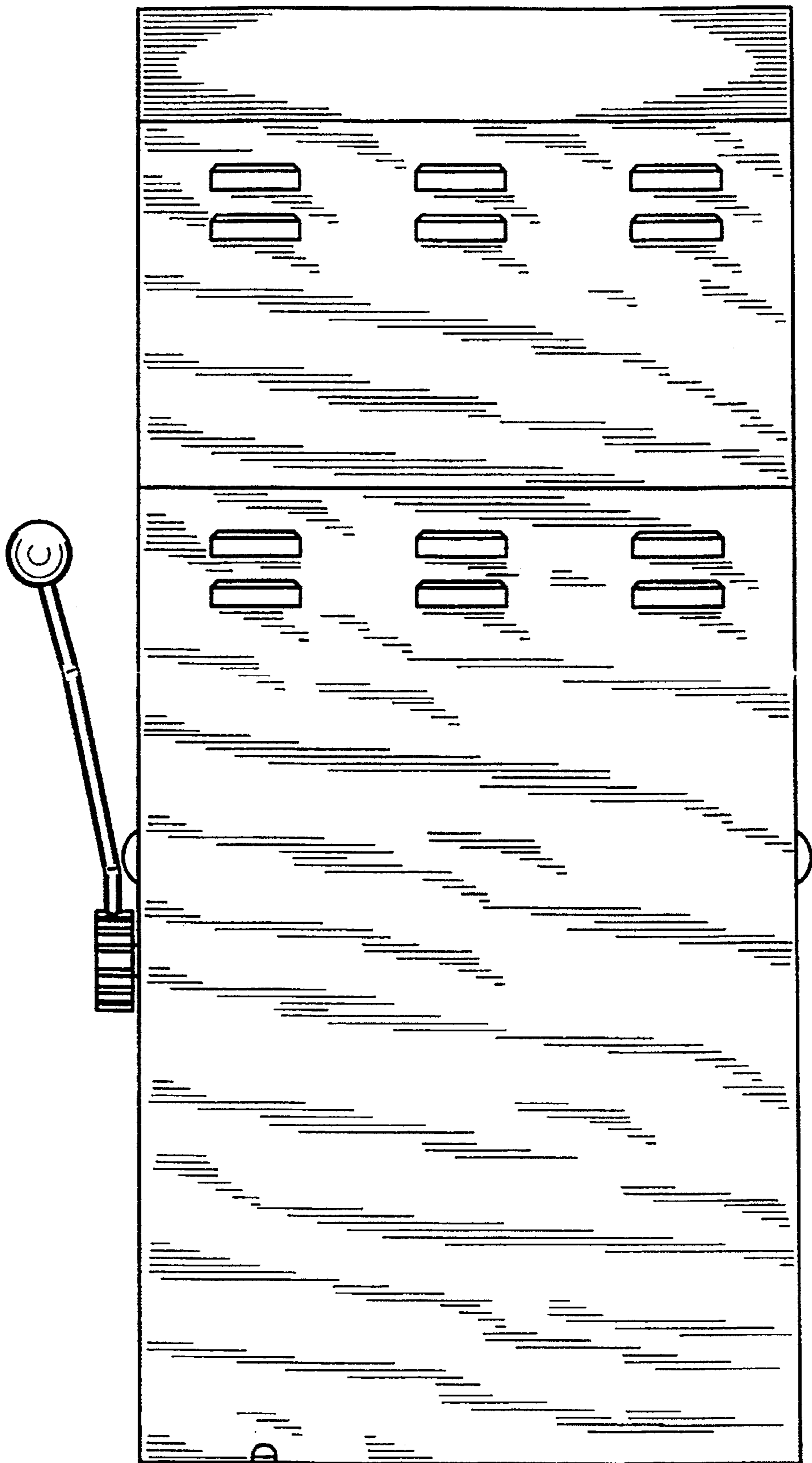


Fig.2

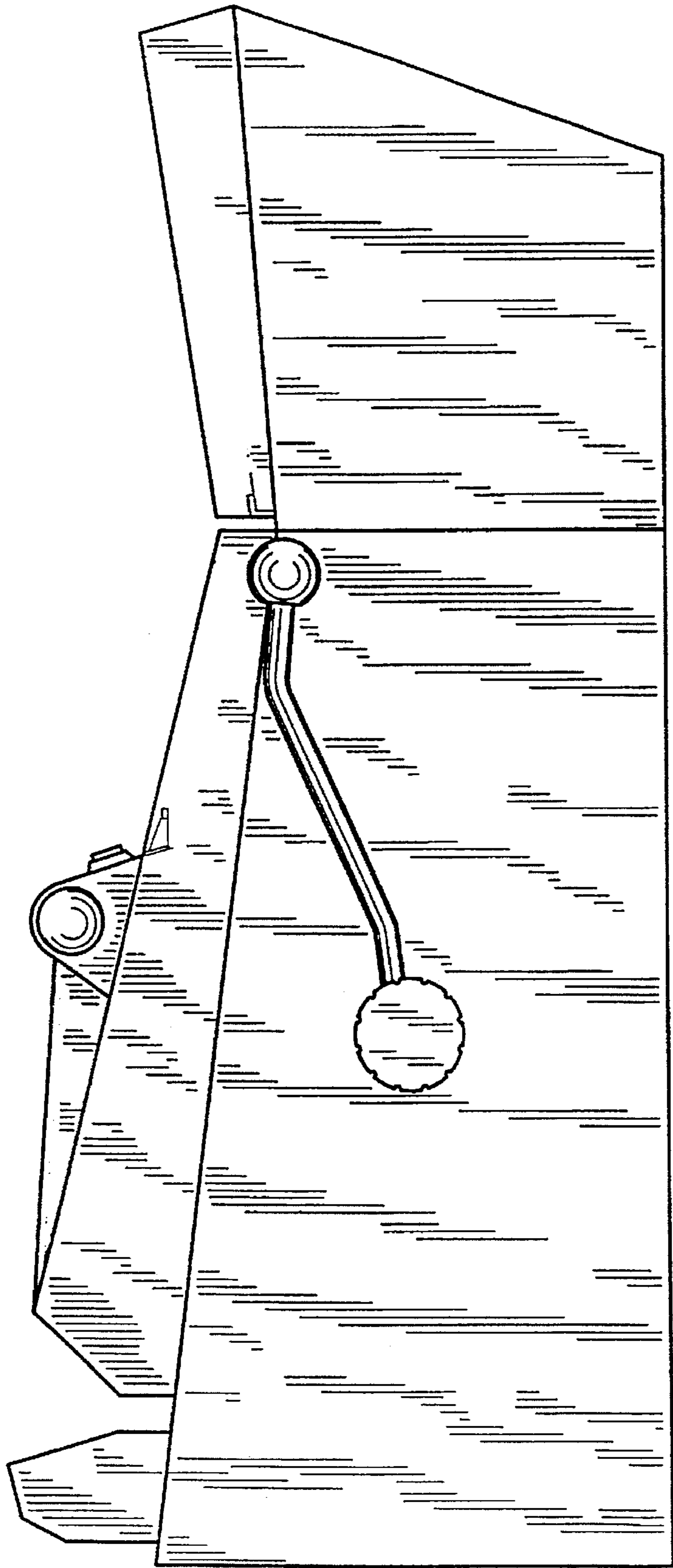


Fig. 3

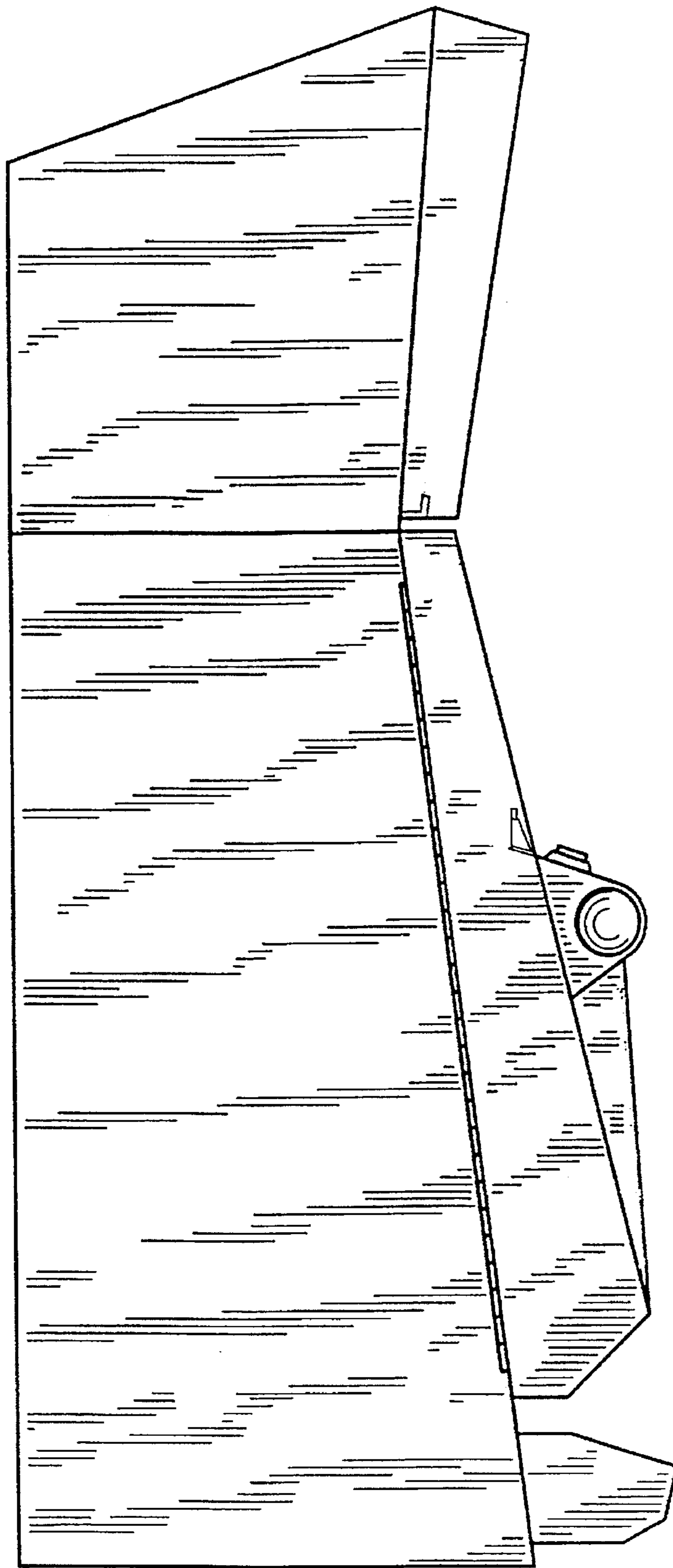


Fig.4




Fig.5




Fig.6