



US00D381698S

United States Patent [19]

[11] Patent Number: **Des. 381,698**

Brettschneider

[45] Date of Patent: *****Jul. 29, 1997**

[54] **VIDEO SLOT MACHINE**

[75] Inventor: **Dirk Ingo Brettschneider**, Lübecke, Germany

[73] Assignee: **adp Gauselmann GmbH**, Lübecke, Germany

[*] Notice: The portion of the term of this patent subsequent to Apr. 22, 2011, has been disclaimed.

[**] Term: **14 Years**

[21] Appl. No.: **39,231**

[22] Filed: **May 24, 1995**

[30] **Foreign Application Priority Data**

Dec. 5, 1994 [DE] Germany M 94 09 371.7

[51] LOC (6) Cl. **21-02**

[52] U.S. Cl. **D21/37; D21/38**

[58] Field of Search D21/37-41; 273/138 R, 273/143 R, 85 CP

[56] **References Cited**

U.S. PATENT DOCUMENTS

D. 220,573 4/1971 Belokin, Jr. D21/38

D. 226,105	1/1973	Lally et al.	D21/38
D. 272,164	1/1984	Heywood	D21/38
D. 306,464	3/1990	Axtell	D21/37
4,773,647	9/1988	Okada et al.	273/143 R
4,948,134	8/1990	Suttle et al.	273/85 CP
5,116,055	5/1992	Tracy	273/143 R X
5,423,539	6/1995	Nagao	273/143 R

OTHER PUBLICATIONS

Vending Times; p. 64; poker machine bottom of page May 1983.

Primary Examiner—Ted Shooman

Assistant Examiner—Mitchell I. Siegel

Attorney, Agent, or Firm—Horst M. Kasper

[57] **CLAIM**

The ornamental design for a video slot machine, as shown and described.

DESCRIPTION

FIG. 1 is a front elevational view of a video slot machine showing my new design;

FIG. 2 is a rear elevational view thereof;


FIG. 3 is a right side elevational view thereof;

FIG. 4 is a left side elevational view thereof;

FIG. 5 is a top plan view thereof; and,

FIG. 6 is a perspective view thereof.

1 Claim, 6 Drawing Sheets



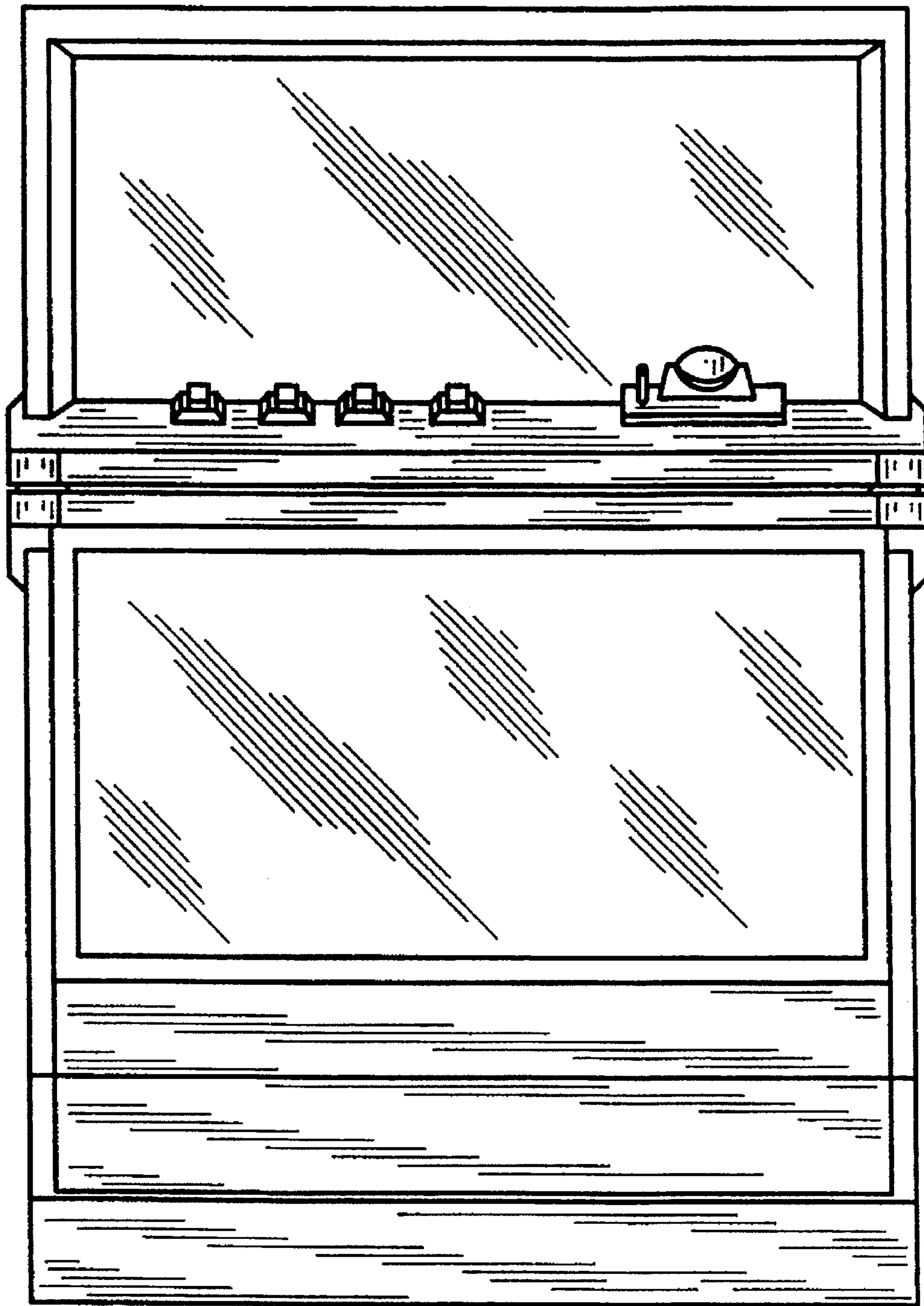


Fig. 1




Fig.2

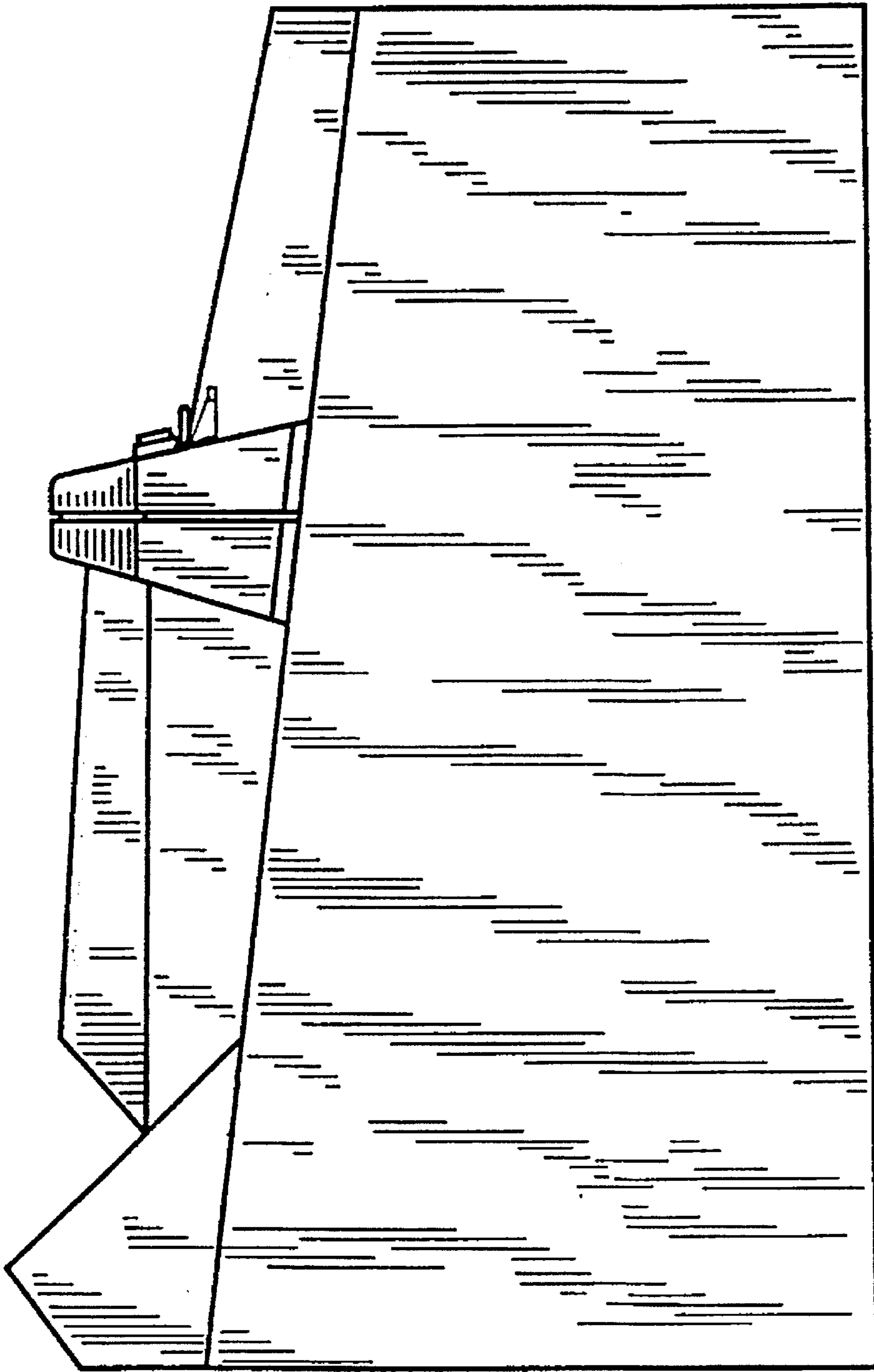


Fig.3

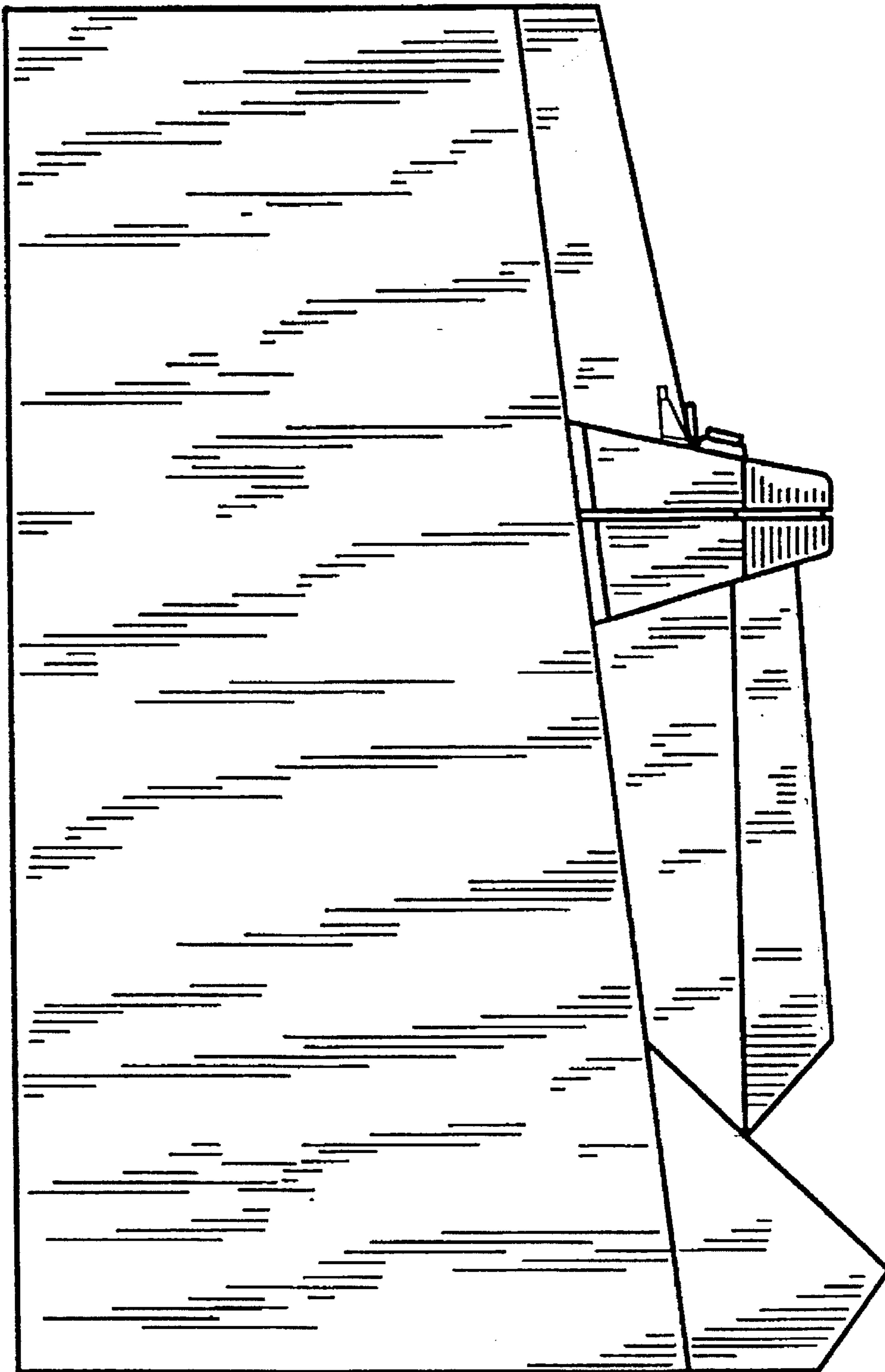


Fig.4

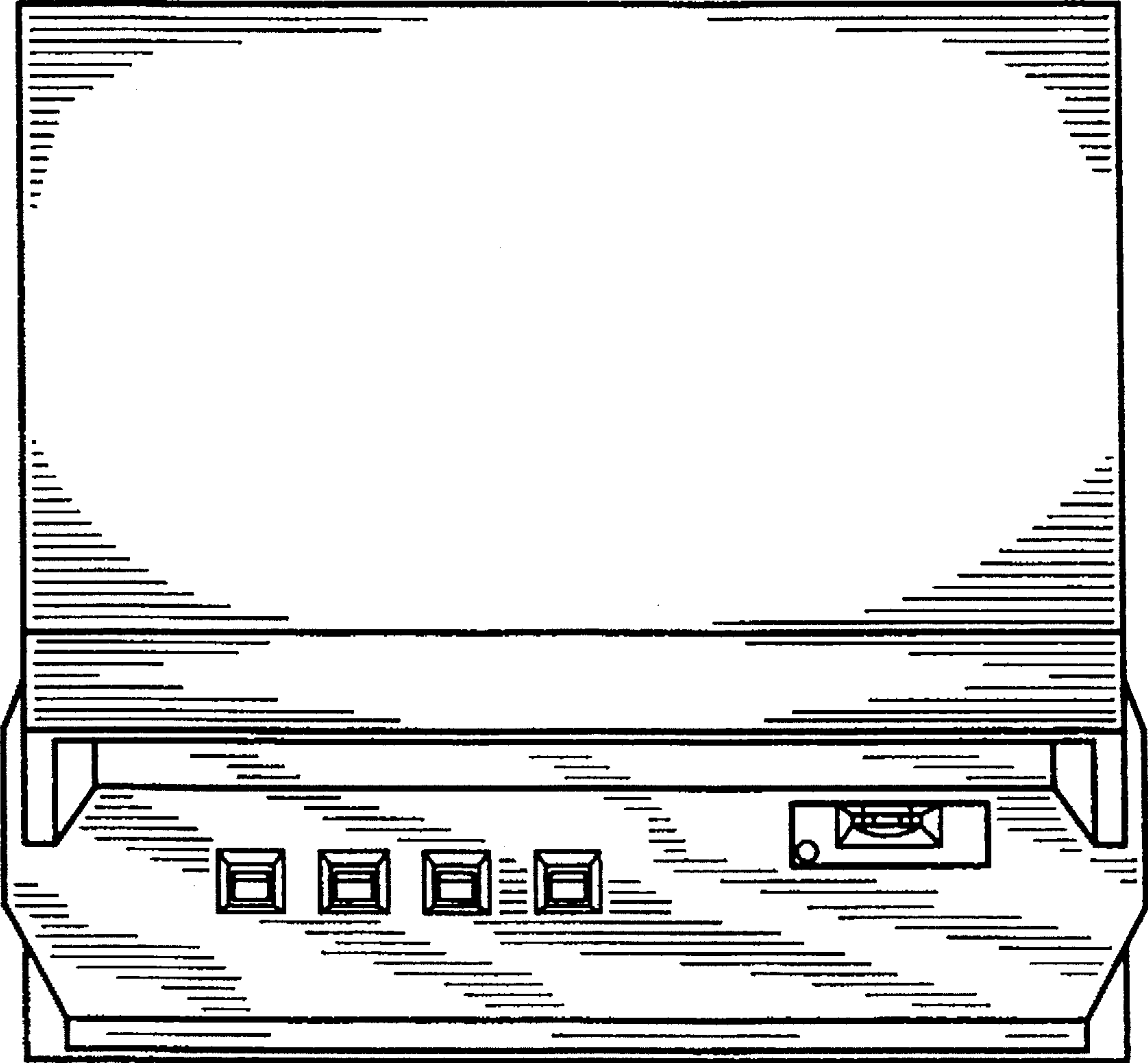


Fig.5




Fig. 6