



US00D381688S

United States Patent [19]

Green et al.

[11] Patent Number: **Des. 381,688**

[45] Date of Patent: ****Jul. 29, 1997**

[54] **HANGING FILE**

[75] Inventors: **Patrick M. Green**, Maryville; **Robert R. Huerto**, Farragut, both of Tenn.

[73] Assignee: **Rubbermaid Office Products Inc.**, Maryville, Tenn.

[**] Term: **14 Years**

[21] Appl. No.: **38,809**

[22] Filed: **May 15, 1995**

[51] **LOC (6) Cl.** **19-02**

[52] **U.S. Cl.** **D19/90; D19/75; D19/86; D19/91**

[58] **Field of Search** D19/65, 78, 75, D19/76, 86, 90, 91, 99, 100; D6/630, 634, 407; D3/312; 40/359; 206/45.11, 425, 444, 449; 312/201, 314, 183, 184

[56] **References Cited**

U.S. PATENT DOCUMENTS

D. 276,777	12/1984	Evenson	D6/473
D. 281,614	12/1985	Carpenter et al.	D19/90
D. 282,410	2/1986	Ekuan	D3/35
282,742	8/1883	May	.	
D. 289,181	4/1987	Solomon	D19/90
D. 294,713	3/1988	Wadhams	D19/76 X
D. 295,638	5/1988	Evenson	D19/90
D. 310,107	8/1990	Murphy et al.	D19/90
D. 310,761	9/1990	Mervar et al.	D6/567
D. 310,925	10/1990	Mervar et al.	D6/567
D. 314,981	2/1991	Hassel	D19/75
D. 317,018	5/1991	Tarlow et al.	D19/90
D. 322,993	1/1992	Hobson	D19/90
D. 328,101	7/1992	Rorke	D19/86 X
D. 335,309	5/1993	Evenson	D19/90
D. 337,653	7/1993	Hassel et al.	D3/35
D. 343,511	1/1994	Tse	D19/75 X

D. 346,691	5/1994	Tse	D6/634
D. 369,621	5/1996	Krayer, Jr. et al.	D19/90 X
D. 370,029	5/1996	Green et al.	D19/90
689,076	12/1901	Grange	.	
1,951,408	3/1934	Haven	206/1
3,874,501	4/1975	Cronheim	206/73
3,971,502	7/1976	Grundell	40/359 X
4,645,077	2/1987	McLaughlin et al.	206/449
4,759,443	7/1988	Egly	206/425
5,088,801	2/1992	Rorke et al.	312/184

OTHER PUBLICATIONS

Sell sheet, Pockets; Deflecto-O Corp., P.O. Box 50057, Indianapolis, Indiana 46250. Published at least as early as Nov., 1988.

P. 162, Vertical paper pack; Knoll, address unknown. Publication date 1991.

Label, File; W. T. Rogers, a Division of Newell Office Products Company, Madison, Wisconsin 53716. Publication date 1994.

Primary Examiner—Martie Thompson

Attorney, Agent, or Firm—Richard B. O'Planick; Lisa B. Riedesel


[57] **CLAIM**

The ornamental design for a hanging file, as shown and described.

DESCRIPTION

FIG. 1 is a left front perspective view of a hanging file showing our new design; FIG. 2 is a front elevational view thereof; FIG. 3 is a top plan view thereof; FIG. 4 is a rear elevational view thereof; FIG. 5 is a bottom plan view thereof; and, FIG. 6 is a left side elevational view thereof; the right side elevational view being a mirror image.

1 Claim, 4 Drawing Sheets






Fig - 1

Fig - 2

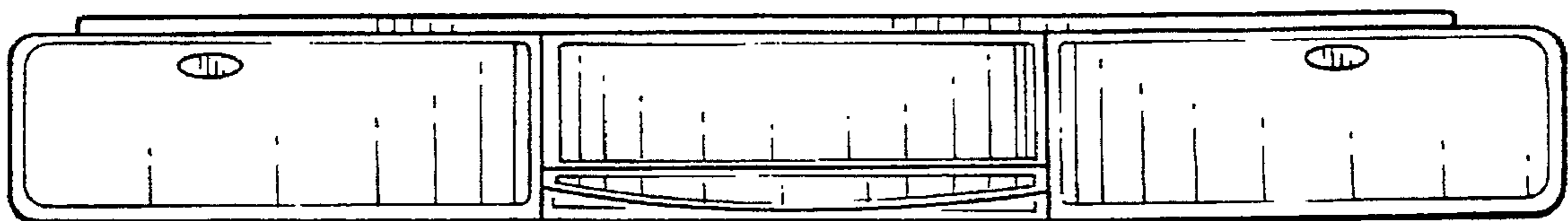
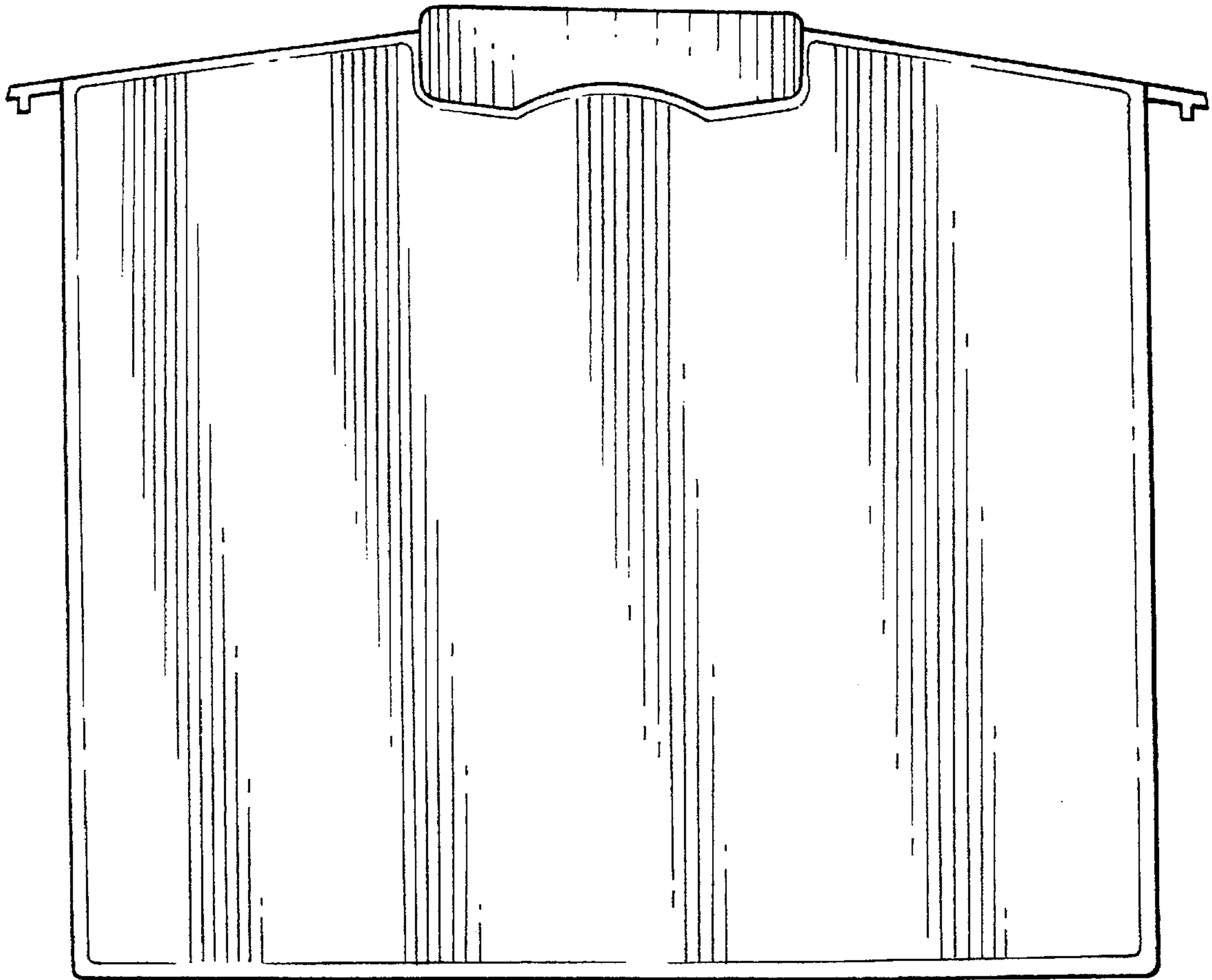


Fig - 3

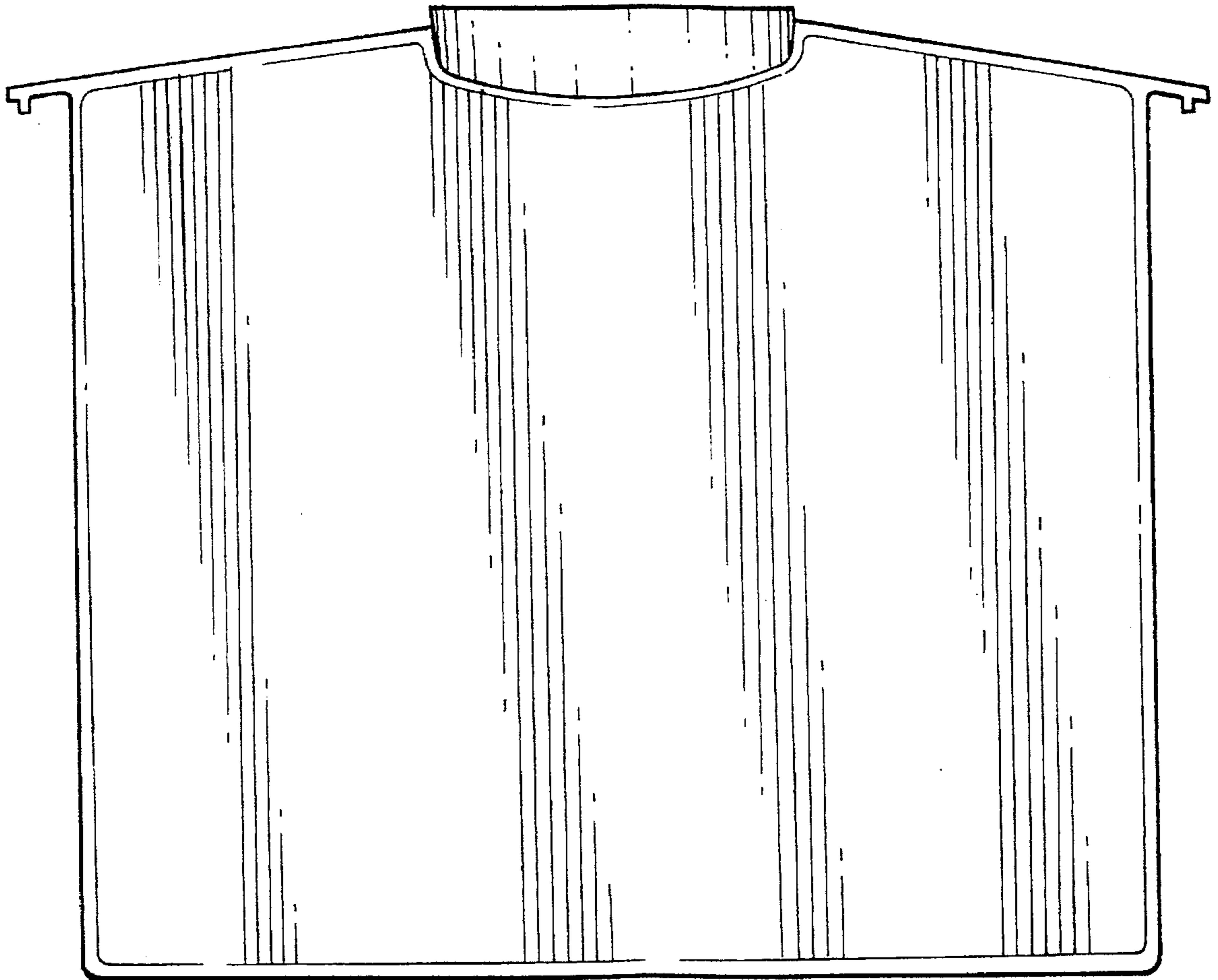


Fig - 4

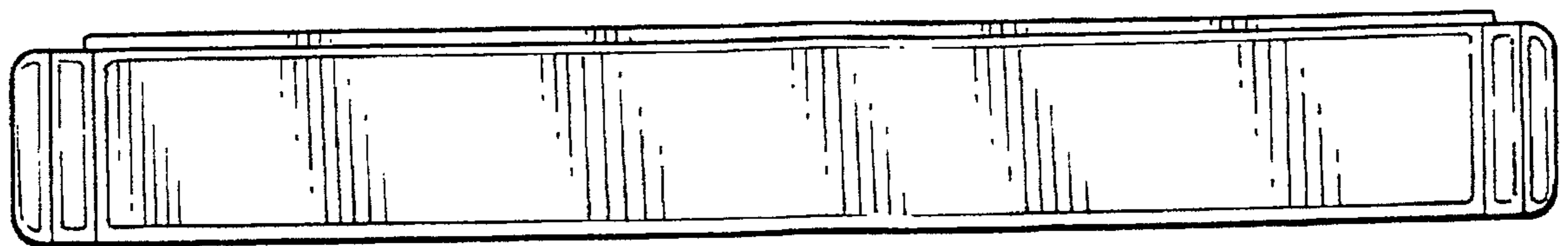


Fig - 5




Fig - 6