



US00D381682S

# United States Patent [19]

Bornhorst, Jr. et al.

[11] Patent Number: Des. 381,682

[45] Date of Patent: \*\*\*Jul. 29, 1997

[54] HOUSING FOR AN ENGRAVER

5,367,754 11/1994 Shean et al. .... 29/27 C  
5,392,501 2/1995 Sonnek ..... 29/27 C

[75] Inventors: **Kenneth F. Bornhorst, Jr.**, Centerville;  
**Pierre L. Crease**, Dayton; **Kim E. Izor**, Miamisburg; **Larry Dean Lucous**; **Larry L. Uptegraph**, both of Dayton, all of Ohio

### FOREIGN PATENT DOCUMENTS

2631571 11/1989 France ..... 29/27 R  
129189 1/1978 Germany .  
204871A 12/1983 Germany .  
3619341 3/1987 Germany .  
780964 11/1980 U.S.S.R. .  
WO8902339 3/1989 WIPO .

[73] Assignee: **Ohio Electronic Engravers, Inc.**, Dayton, Ohio

### OTHER PUBLICATIONS

[\*] Notice: The portion of the term of this patent subsequent to Feb. 11, 2011, has been disclaimed.

M-500 System Brochure Of Assignee, Ohio Electronic Engravers, Inc., 1992.

[\*\*] Term: **14 Years**

Photograph Of Prior Engraver Of Assignee, Ohio Electronic Engravers, Inc. (undated).

[21] Appl. No.: **43,109**

Brochure Entitled "Super Polishmaster." MDC Max DatwylerAG, Flugplatz, CH-3368 Bleinbach/Schweiz, 5 pages (undated).

[22] Filed: **Aug. 25, 1995**

*Primary Examiner*—Louis S. Zarfaz  
*Assistant Examiner*—Frank Martinez  
*Attorney, Agent, or Firm*—Jacox, Meckstroth & Jenkins

### Related U.S. Application Data

[63] Continuation of Ser. No. 16,023, Dec. 3, 1993, Pat. No. Des. 366,061 .

### [57] CLAIM

[51] LOC (6) Cl. .... **18-02**

The housing for housing for an engraver, as shown and described.

[52] U.S. Cl. .... **D18/57**

[58] Field of Search ..... D18/57; D15/130;  
29/27 R, 27 C, 28; 82/117; 101/150, 170;  
74/608

### DESCRIPTION

### [56] References Cited

#### U.S. PATENT DOCUMENTS

D. 265,204 6/1982 Turchan et al. .... D15/130  
D. 344,963 3/1994 Lawhorn ..... D15/130  
D. 350,982 9/1994 Joye ..... D18/57  
4,576,069 3/1986 Bazuin .  
4,673,076 6/1987 Mattson .  
4,677,718 7/1987 Babel .  
4,685,361 8/1987 Myers ..... 74/608  
5,054,176 10/1991 Wachter .  
5,178,499 1/1993 Umeda et al. .  
5,217,335 6/1993 Houchens, Jr. et al. .  
5,265,497 11/1993 Curless .

FIG. 1 is a perspective view of an housing for an engraver; FIG. 2 is a top view of the housing for an engraver shown in FIG. 1; FIG. 3 is a front view of the housing for an engraver shown in FIG. 1; FIG. 4 is a rear view of the housing for an engraver shown in FIG. 1; FIG. 5 is a right-side view of the housing for an engraver shown in FIG. 1; FIG. 6 is a left-side view of the housing for an engraver shown in FIG. 1; and, FIG. 7 is a bottom view of the housing for an engraver shown in FIG. 1.

**1 Claim, 6 Drawing Sheets**

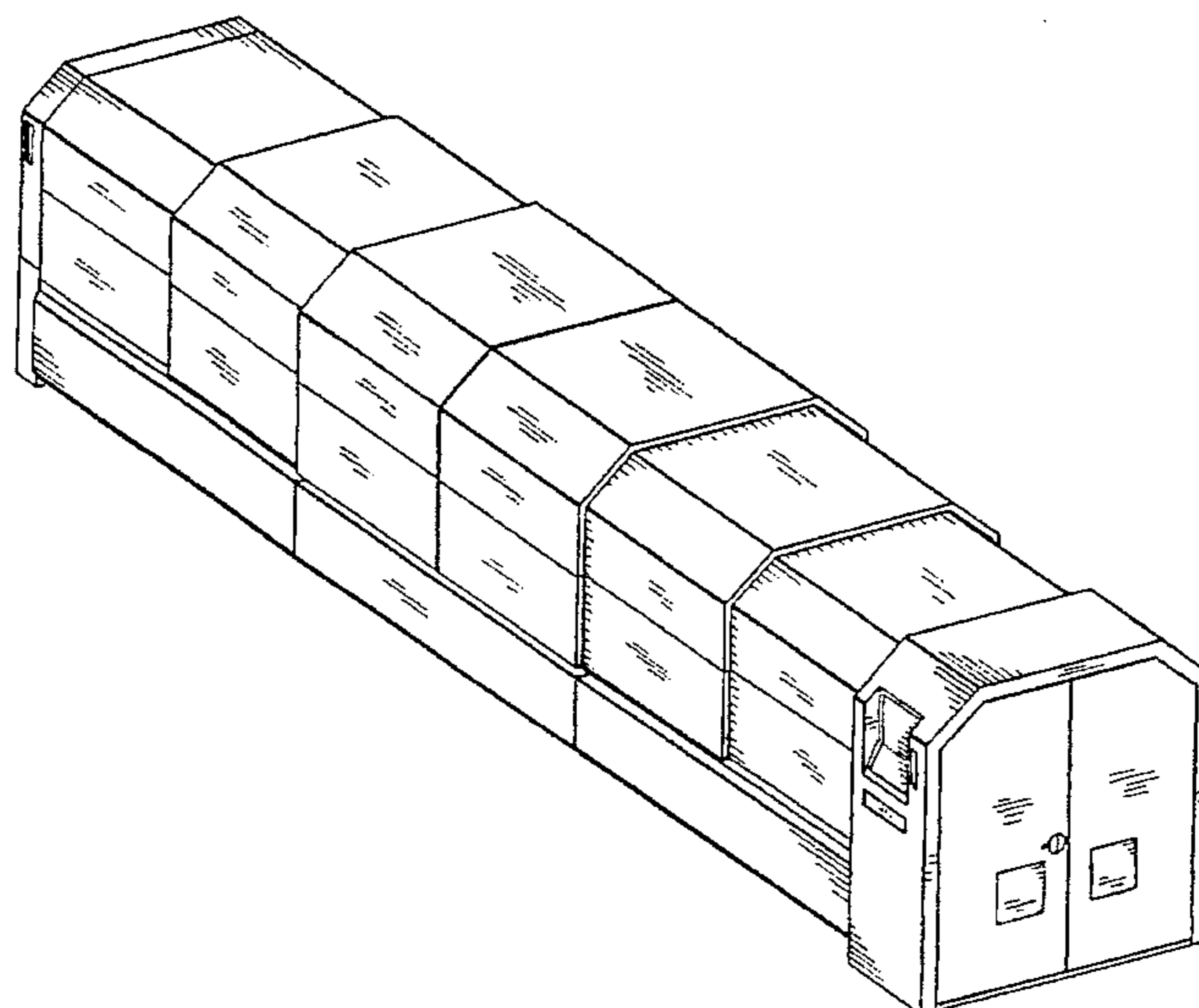


FIG-1

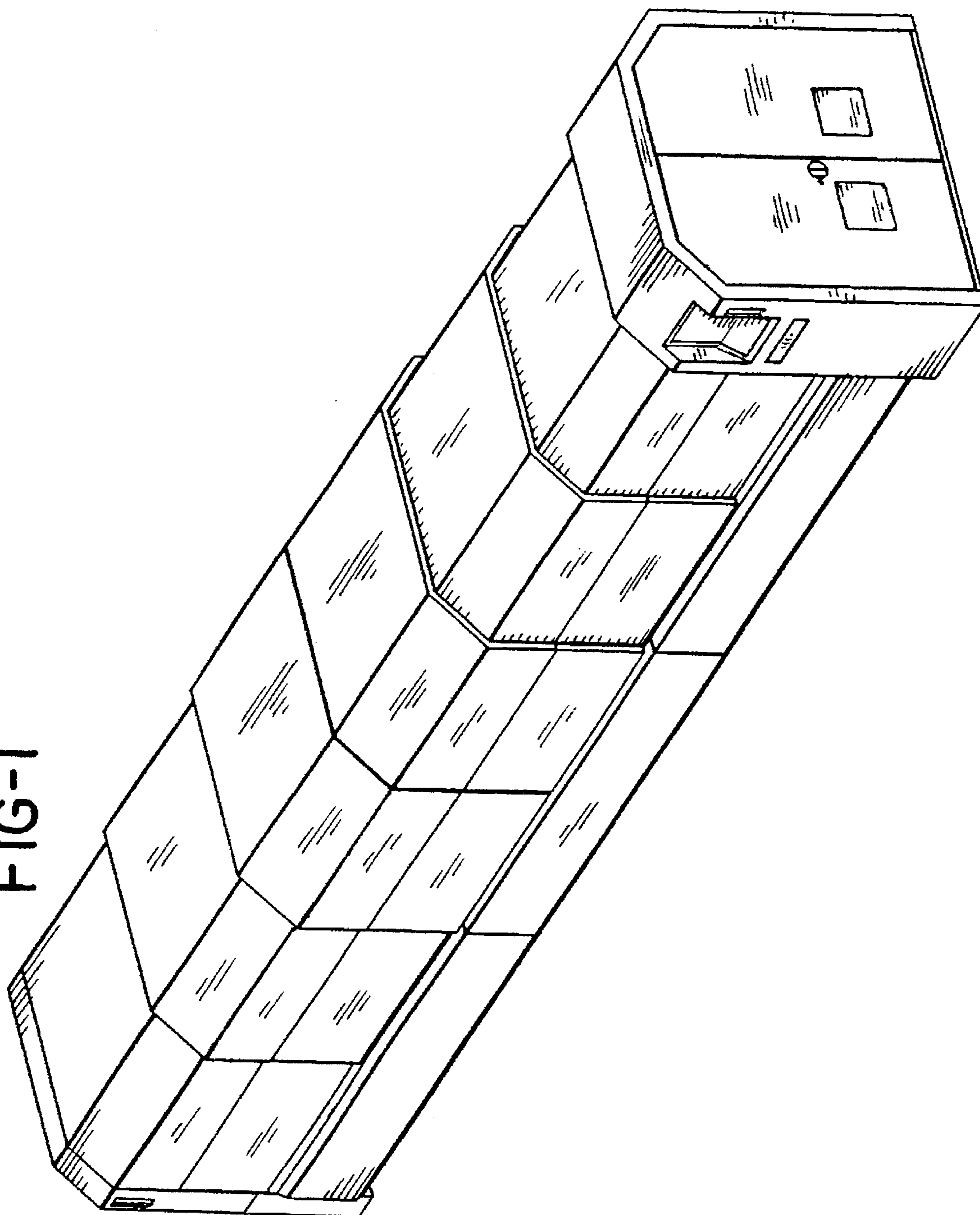


FIG-2

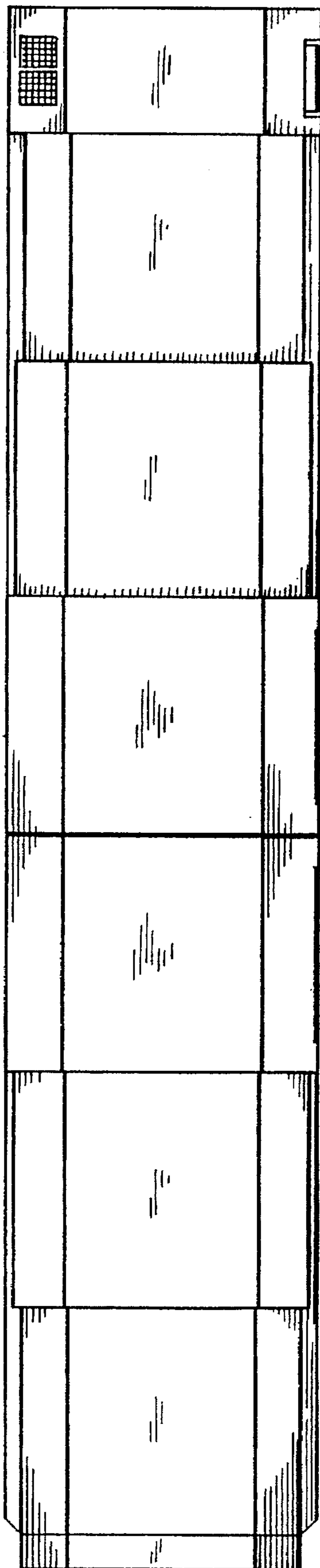


FIG-3

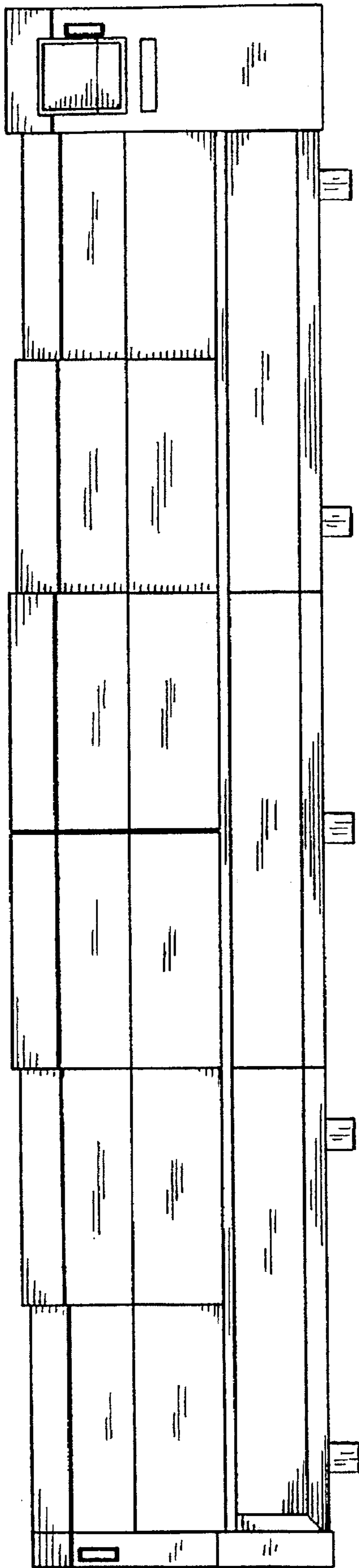


FIG-4

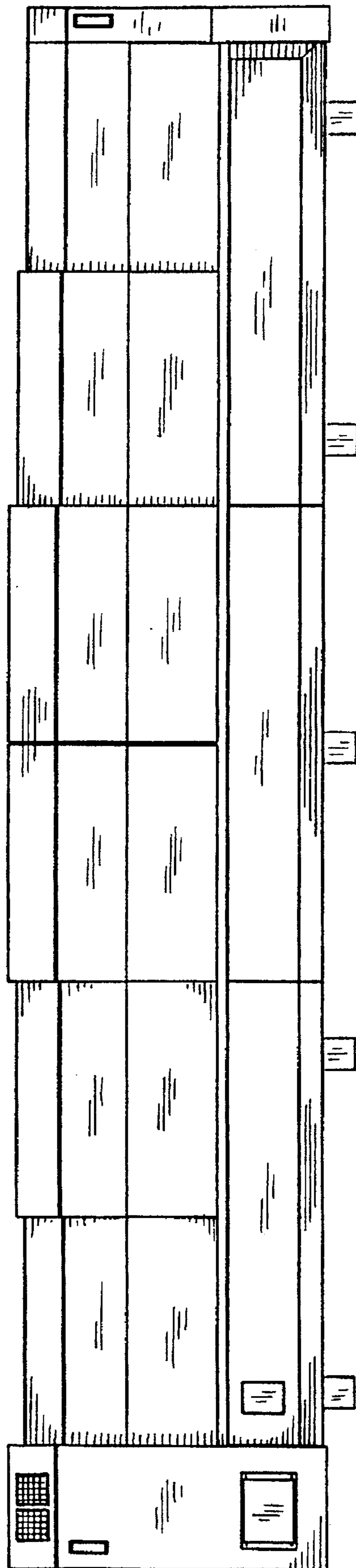


FIG-6

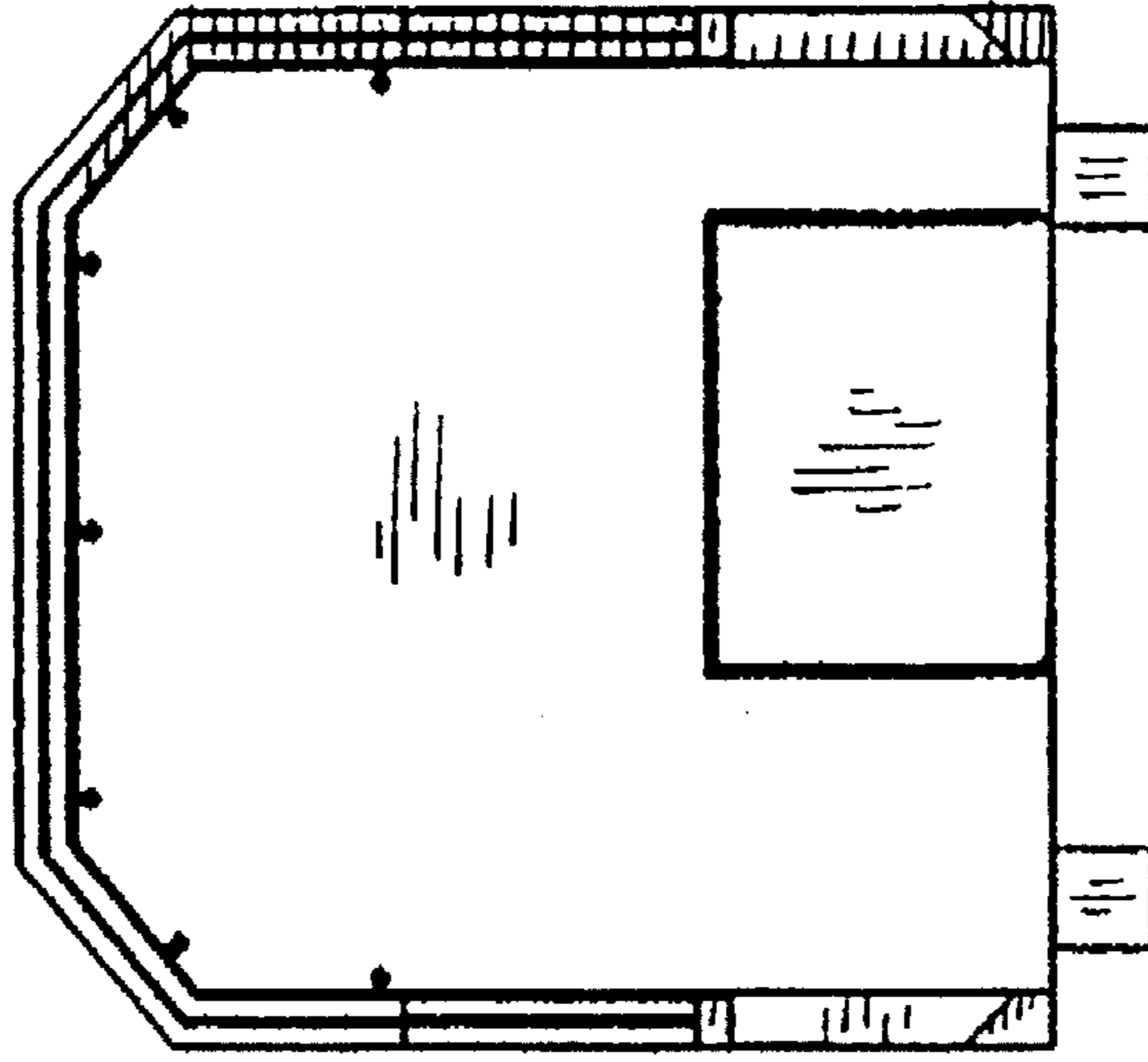


FIG-5

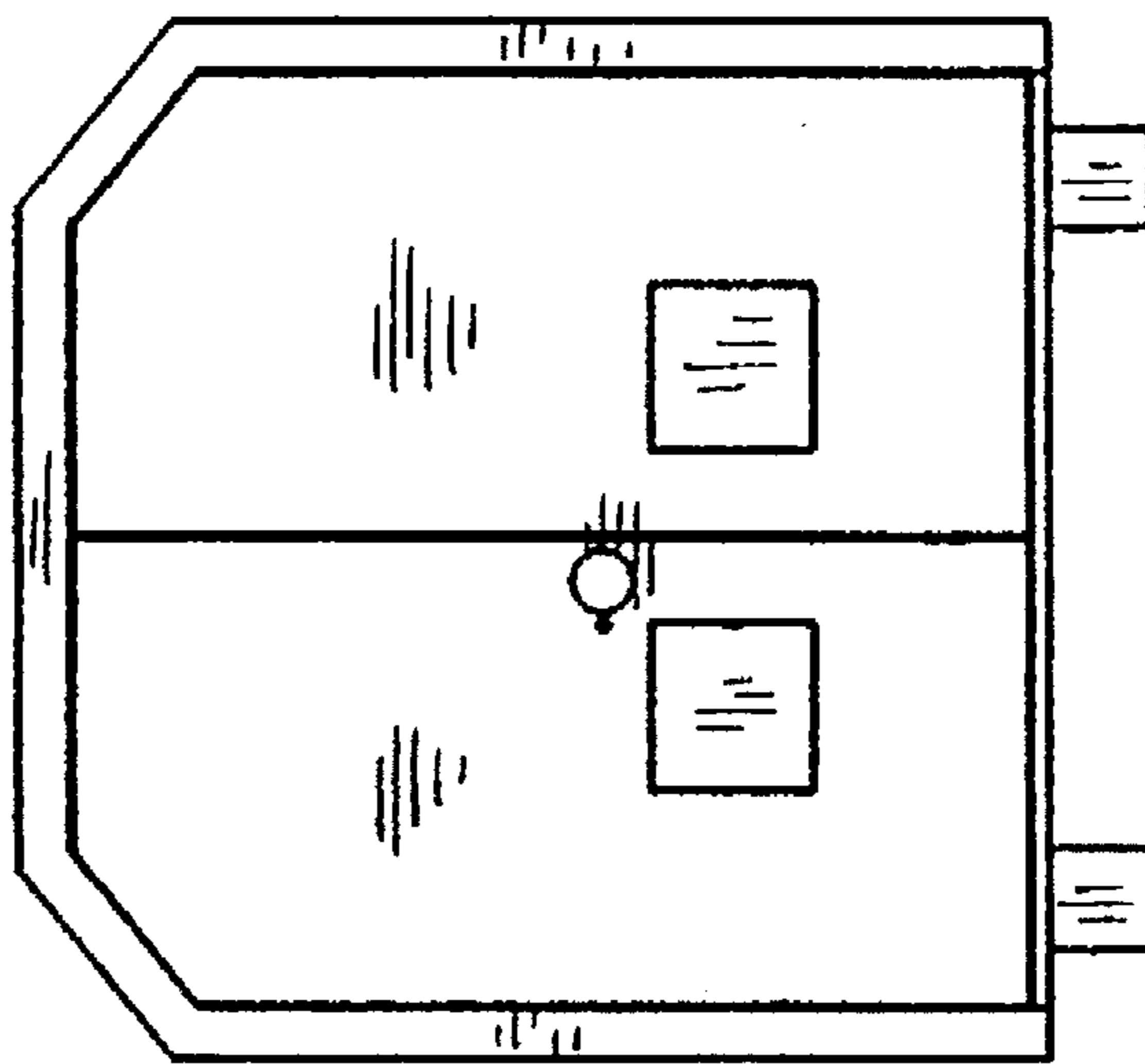


FIG-7

