



US00D381660S

# United States Patent [19]

Grewe et al.

[11] Patent Number: **Des. 381,660**

[45] Date of Patent: **\*\*Jul. 29, 1997**

[54] **HAND-HELD REMOTE CONTROL UNIT**

[75] Inventors: **Anthony James Grewe, Holmdel; Howard M. Singer, Marlboro; Michael Philip Zambelli, Livingston, all of N.J.**

[73] Assignee: **Lucent Technologies Inc., Murray Hill, N.J.**

[\*\*] Term: **14 Years**

[21] Appl. No.: **34,599**

[22] Filed: **Dec. 30, 1994**

[51] LOC (6) Cl. .... **14-03**

[52] U.S. Cl. .... **D14/218**

[58] Field of Search ..... D10/104, 106; D13/168; D14/124, 217, 218, 299; 340/540-542, 561, 571, 572, 825.69, 825.72, 825.36; 348/734; 455/151.1-151.4, 352-355

[56] **References Cited**

**U.S. PATENT DOCUMENTS**

D. 338,011 8/1993 Carter et al. .... D14/218

D. 342,260 12/1993 Sakata ..... D14/218  
D. 351,173 10/1994 Yeh ..... D14/218  
D. 357,919 5/1995 Tsui ..... D13/168  
D. 363,287 10/1995 Laituri ..... D14/218

*Primary Examiner*—Sandra L. Morris

*Attorney, Agent, or Firm*—Robert P. Marley; Donald P. Dinella

[57] **CLAIM**

The ornamental design for a hand-held remote control unit, as shown and described.

**DESCRIPTION**

FIG. 1 is a perspective view of the hand-held remote control unit showing our new design;

FIG. 2 is a top plan view thereof;

FIG. 3 is a reduced bottom plan view thereof;

FIG. 4 is a reduced right side elevational view thereof;

FIG. 5 is a front elevational view thereof; and,

FIG. 6 is a rear elevational view thereof.

**1 Claim, 2 Drawing Sheets**

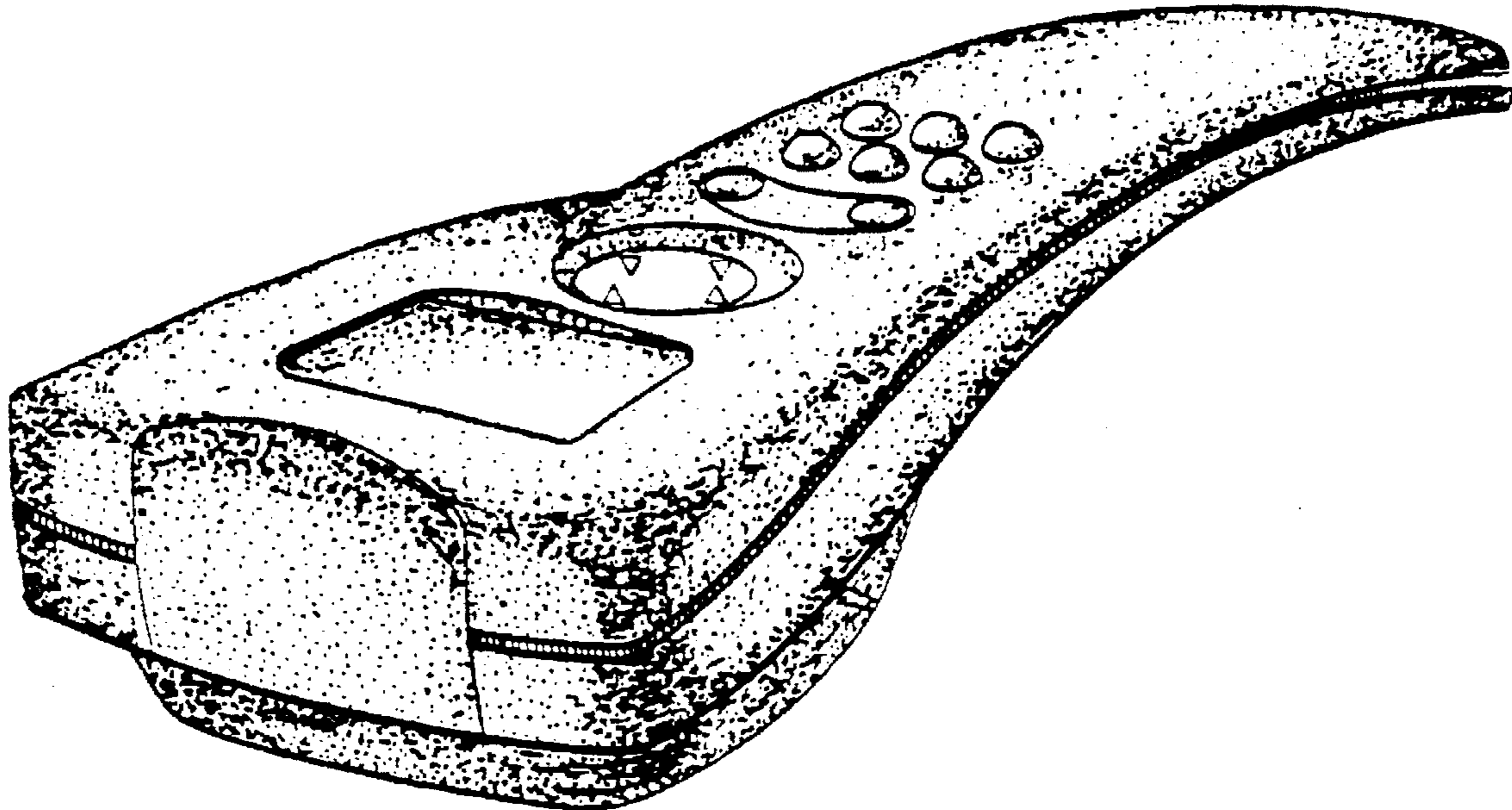


FIG. 1

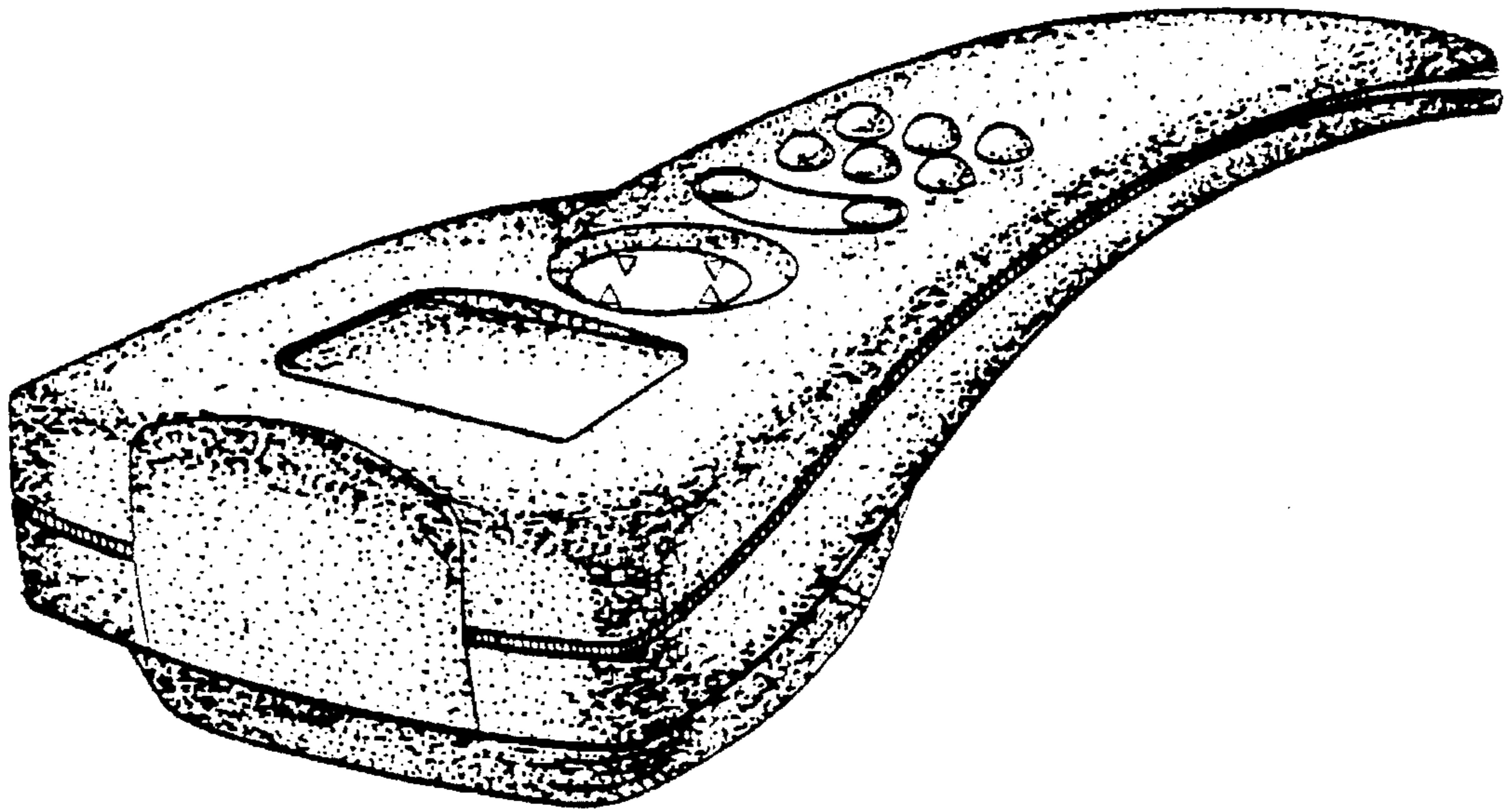


FIG. 2

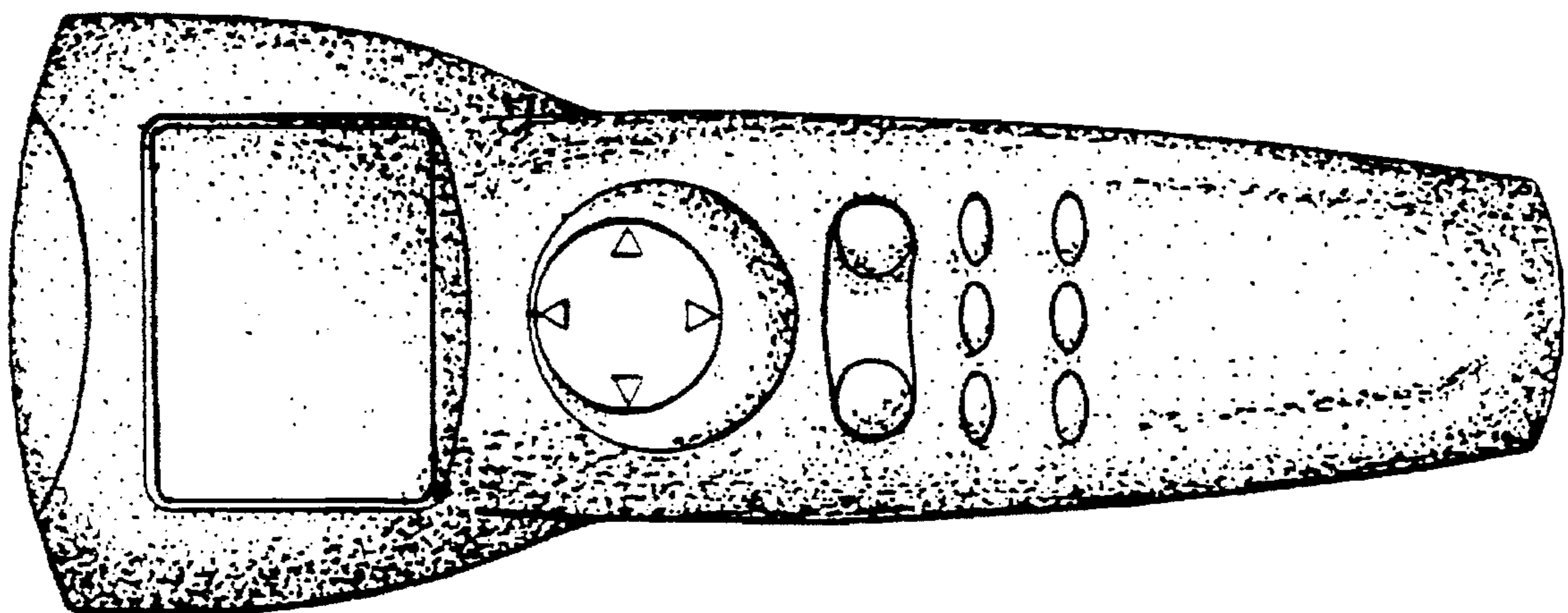


FIG. 3

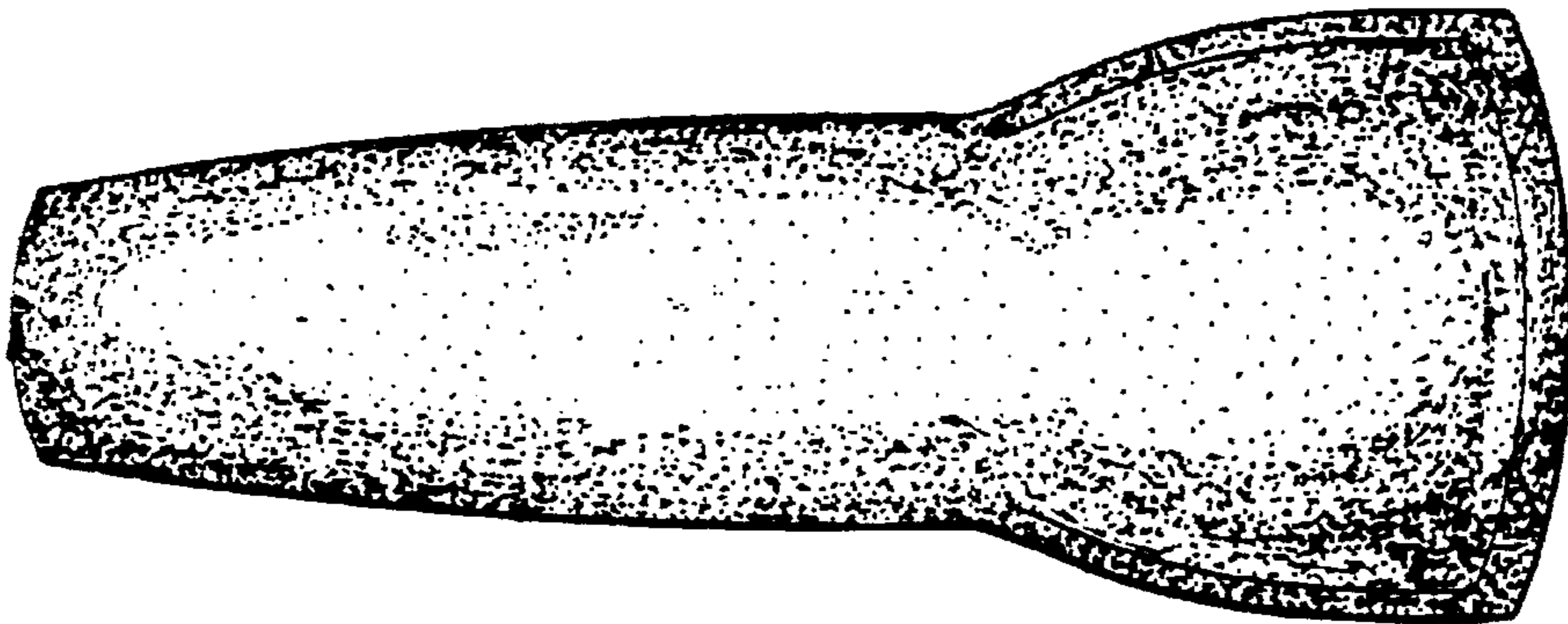


FIG. 4




FIG. 5




FIG. 6

