



US00D381655S

# United States Patent [19]

Nuttall et al.

[11] Patent Number: **Des. 381,655**

[45] Date of Patent: **\*\*Jul. 29, 1997**

[54] **PORTABLE TELEPHONE HANDSET**

[75] Inventors: **Michael John Nuttall**, Portola Valley;  
**Christopher A. Robinette**, Woodside,  
both of Calif.; **John Henry Schaffeld**,  
New Vernon, N.J.

[73] Assignee: **Lucent Technologies Inc.**, Murray Hill,  
N.J.

[\*\*] Term: **14 Years**

[21] Appl. No.: **32,910**

[22] Filed: **Dec. 30, 1994**

[51] LOC (6) Cl. .... **14-03**

[52] U.S. Cl. .... **D14/147**

[58] Field of Search ..... D14/116, 137,  
D14/138, 140, 142, 147, 148, 248, 149-151;  
379/58-61, 419, 420, 428, 440, 433-436,  
454, 455

[56] **References Cited**

**U.S. PATENT DOCUMENTS**

D. 301,146	5/1989	Jackwicz	.....	D14/248
D. 305,118	12/1989	Pfeifer et al.	.....	D14/147 X
D. 313,800	1/1991	Appleby	.....	D14/148 X
D. 316,857	5/1991	Park	.....	D14/138
D. 323,325	1/1992	Seki	.....	D14/147 X
D. 347,220	5/1994	Katoh	.....	D14/138
D. 352,029	11/1994	Cowan	.....	D14/138
D. 352,710	11/1994	Solomita	.....	D14/148

D. 353,373	12/1994	Delhaes	.....	D14/148 X
D. 355,659	2/1995	Lee et al.	.....	D14/147 X
D. 359,284	6/1995	Hung	.....	D14/151
3,627,930	12/1971	Tolman	.....	379/433

**OTHER PUBLICATIONS**

B. A. Pargh 1992 Spring/Summer Catalog, Cobra Phone at Top Left p. 314.

B. A. Pargh 1992 Spring/Summer Catalog, South West Bell Phone 2nd from Bottom Right and Panasonic Phone 2nd from Top Left p. 316.

B. A. Pargh 1992 Spring/Summer Catalog, Tropez Phone at Bottom Left p. 317.

Spiegel Catalog 1991, p. 504, Cobra Phone at Top.

*Primary Examiner*—Jeffrey Asch

*Attorney, Agent, or Firm*—Samuel R. Williamson

[57] **CLAIM**

The ornamental design of a portable telephone handset, as shown and described.

**DESCRIPTION**

FIG. 1 is a bottom front and right side perspective view of a portable telephone handset showing our new design; FIG. 2 is a front elevation thereof; FIG. 3 is a rear elevation thereof; FIG. 4 is a right side elevation thereof; FIG. 5 is a left side elevation thereof; FIG. 6 is a top plan view thereof; and, FIG. 7 is a bottom plan view thereof.

**1 Claim, 2 Drawing Sheets**

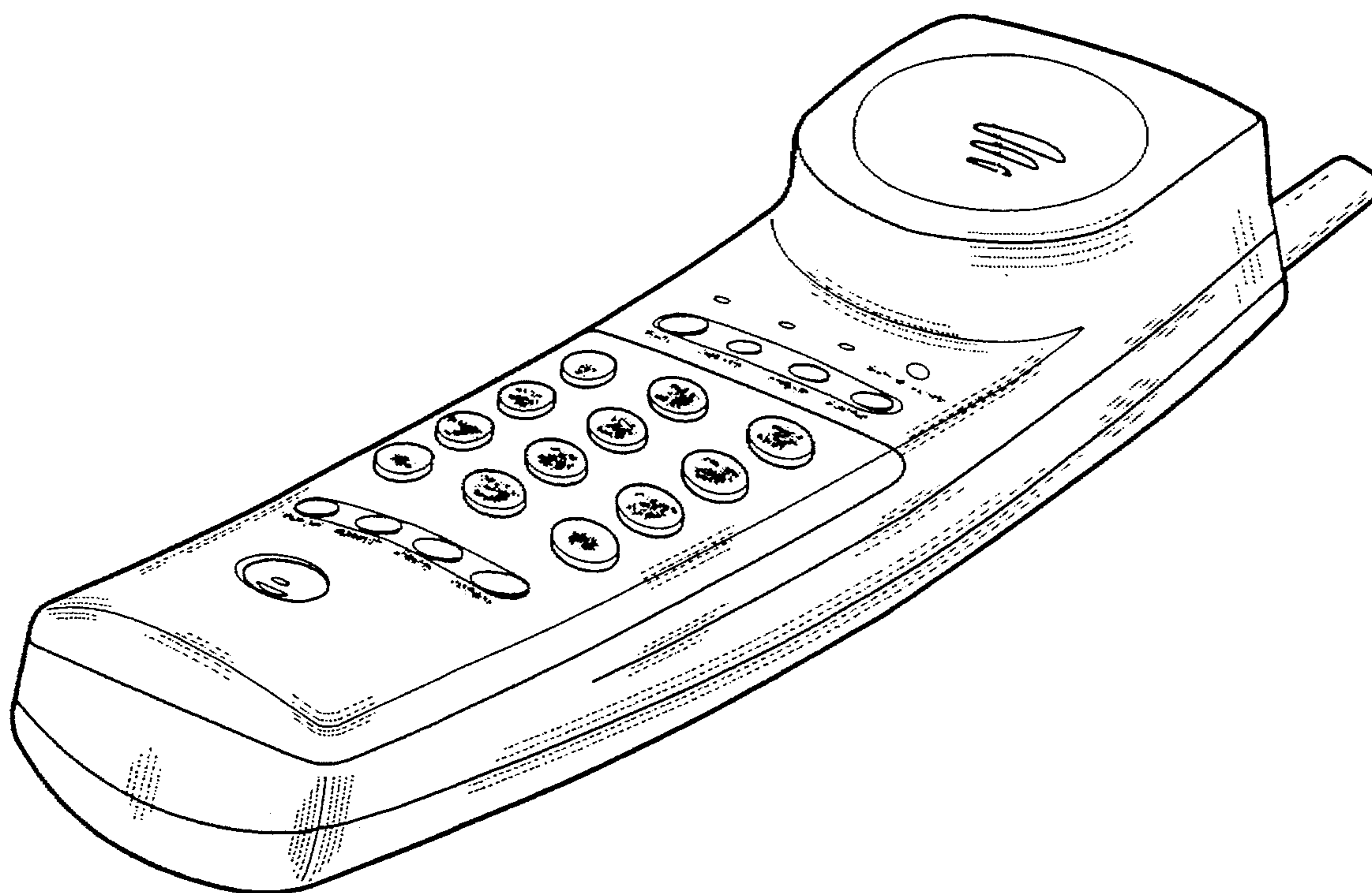


FIG. 1

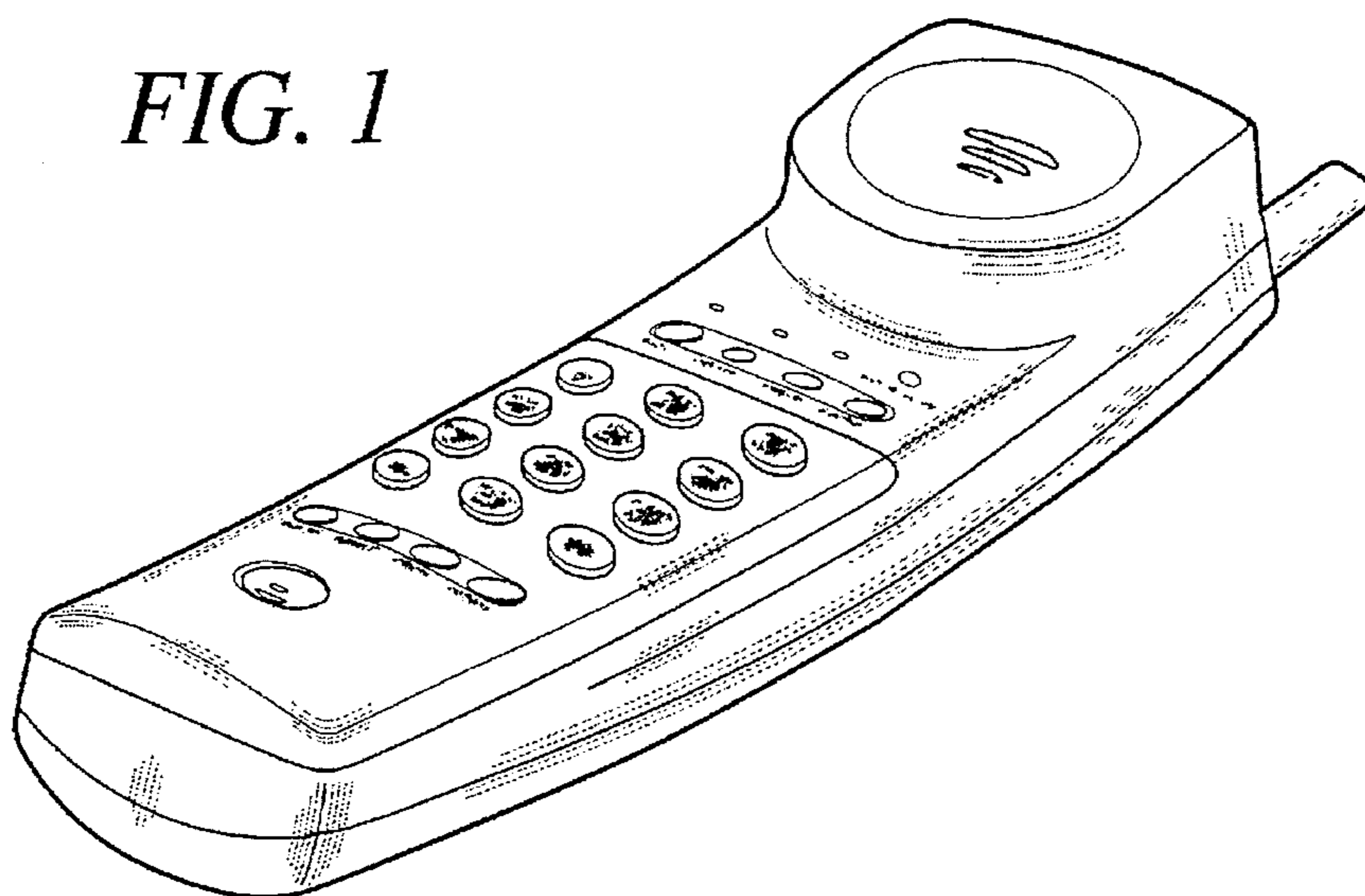


FIG. 2

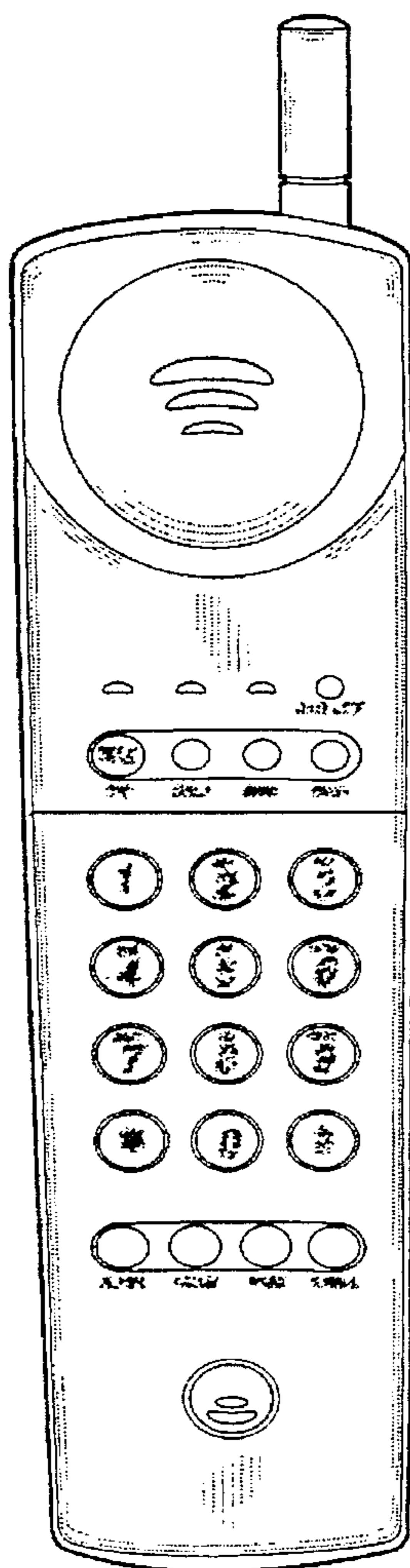
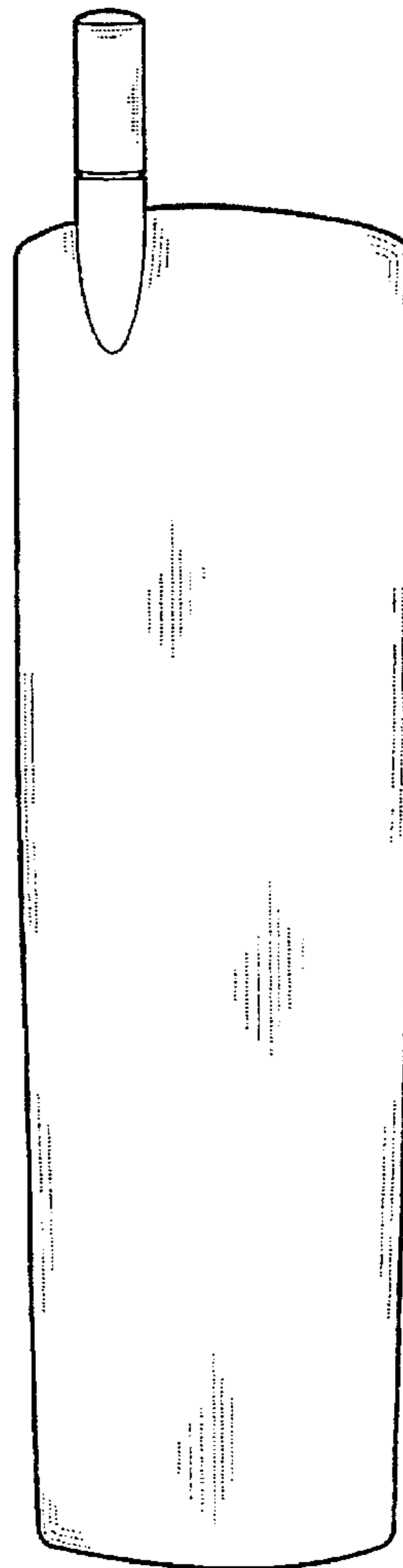
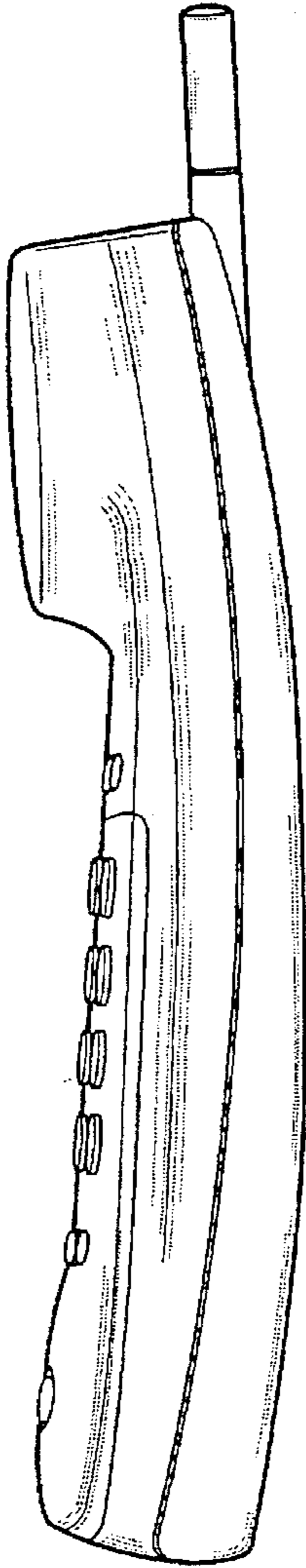


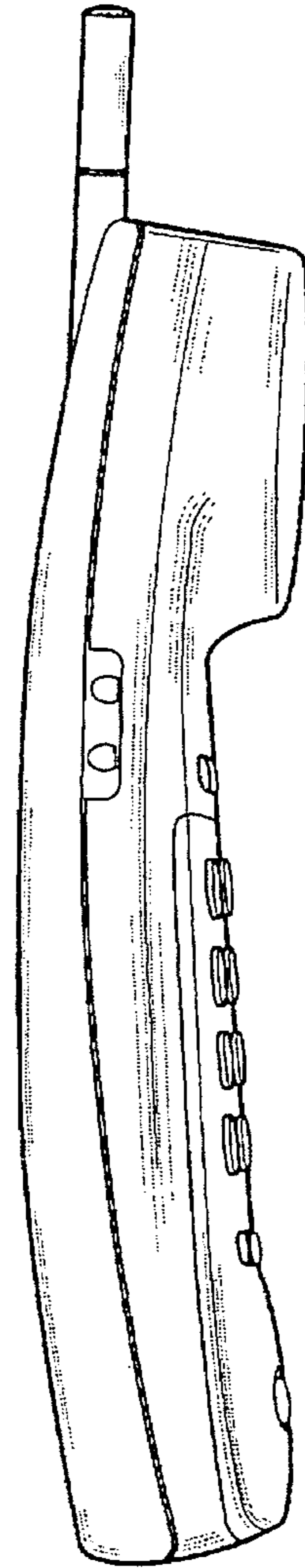
FIG. 3



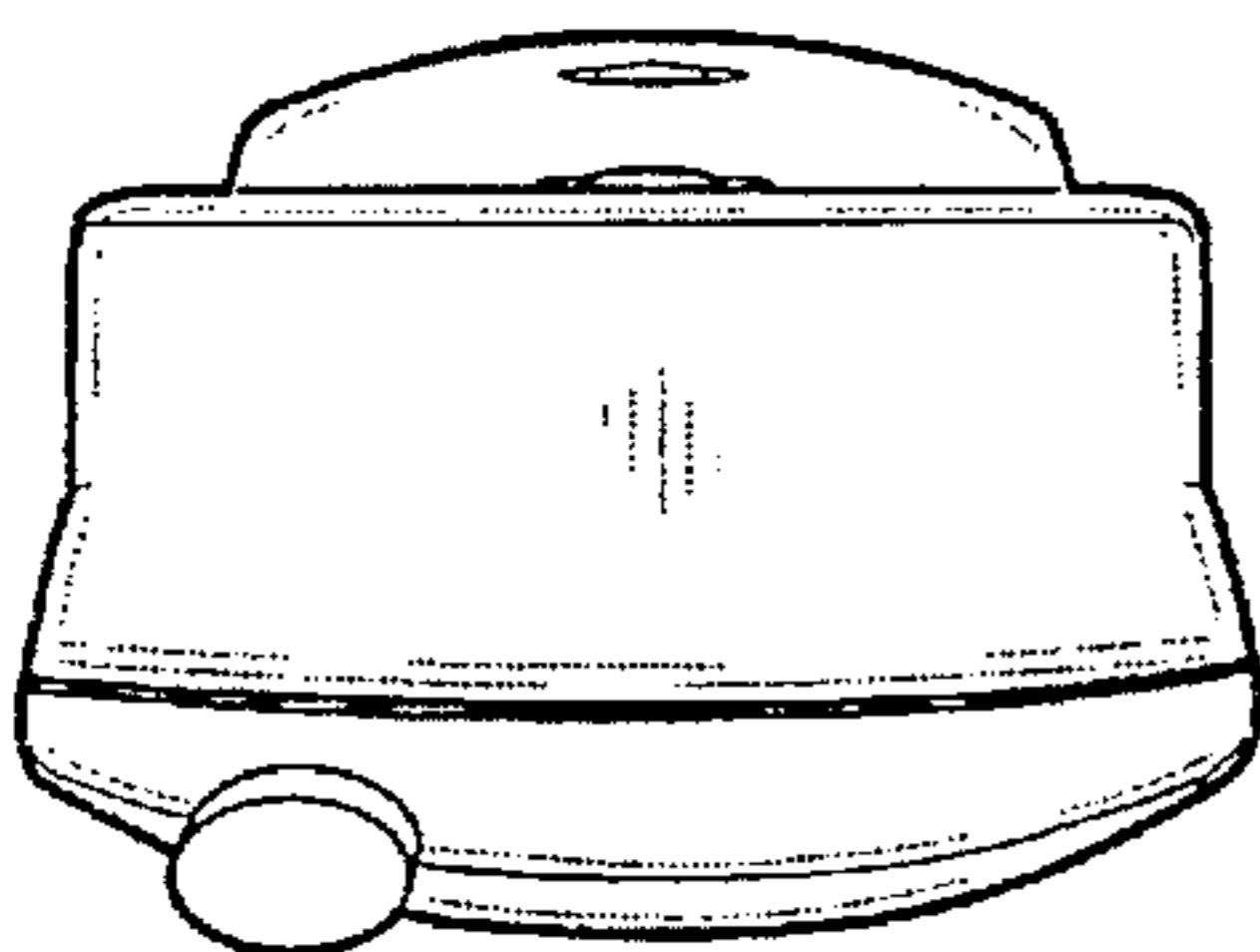
*FIG. 4*



*FIG. 5*



*FIG. 6*



*FIG. 7*

