



US00D381652S

United States Patent [19]

Suzuki et al.

[11] Patent Number: **Des. 381,652**

[45] Date of Patent: ****Jul. 29, 1997**

[54] **MAGNET OPTICAL DISK RECORDER/
PLAYER**

D. 327,058 6/1992 Maeyama D14/135
D. 344,941 3/1994 Ogawa et al. D14/135
D. 348,457 7/1994 Cha D14/135

[75] Inventors: **Satoshi Suzuki; Kazumasa Okumura,**
both of Tokyo, Japan

[73] Assignee: **Sony Corporation,** Tokyo, Japan

[**] Term: **14 Years**

Primary Examiner—B. J. Bullock
Assistant Examiner—Richelle Shelton
Attorney, Agent, or Firm—Beveridge, DeGrandi, Weilacher
& Young, L.L.P.

[21] Appl. No.: **45,607**

[22] Filed: **Oct. 24, 1995**

[57] CLAIM

The ornamental design for a magnet optical disk recorder/
player, as shown and described.

[30] Foreign Application Priority Data

Apr. 26, 1995 [JP] Japan 7-11885

DESCRIPTION

[51] **LOC (6) Cl.** **14-01**

[52] **U.S. Cl.** **D14/136; D14/156**

[58] **Field of Search** D14/124, 135,
D14/136, 156, 239, 299


FIG. 1 is a top plan view of the magnet optical disk
recorder/player including our new design;
FIG. 2 is a left side elevational view thereof;
FIG. 3 is a front elevational view thereof;
FIG. 4 is a bottom plan view thereof;
FIG. 5 is a right side elevational view thereof; and,
FIG. 6 is a rear elevational view thereof.

[56] References Cited

U.S. PATENT DOCUMENTS

D. 321,191 10/1991 Ito et al. D14/156

1 Claim, 1 Drawing Sheet






FIG. 1

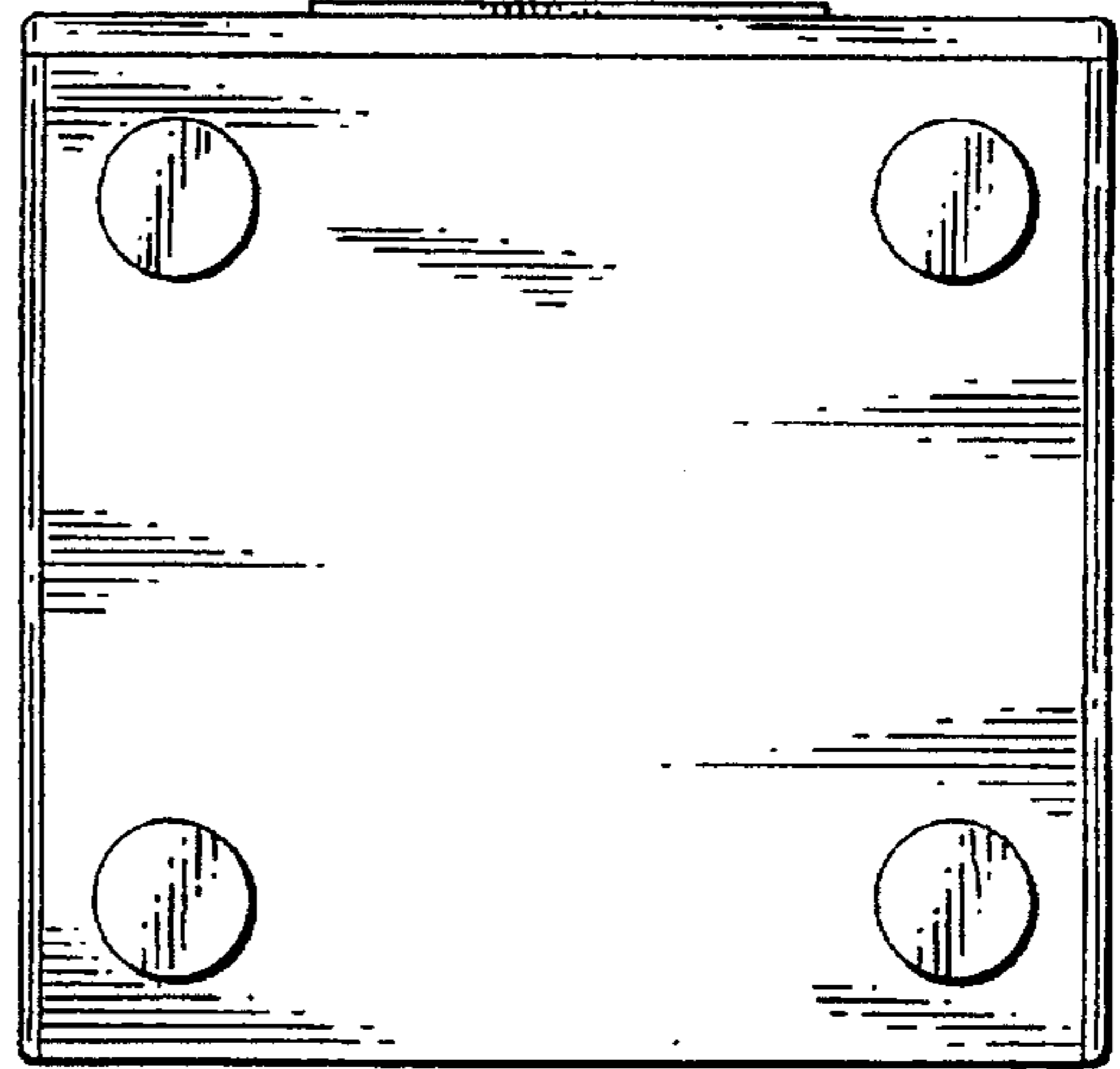


FIG. 4



FIG. 2



FIG. 5




FIG. 3

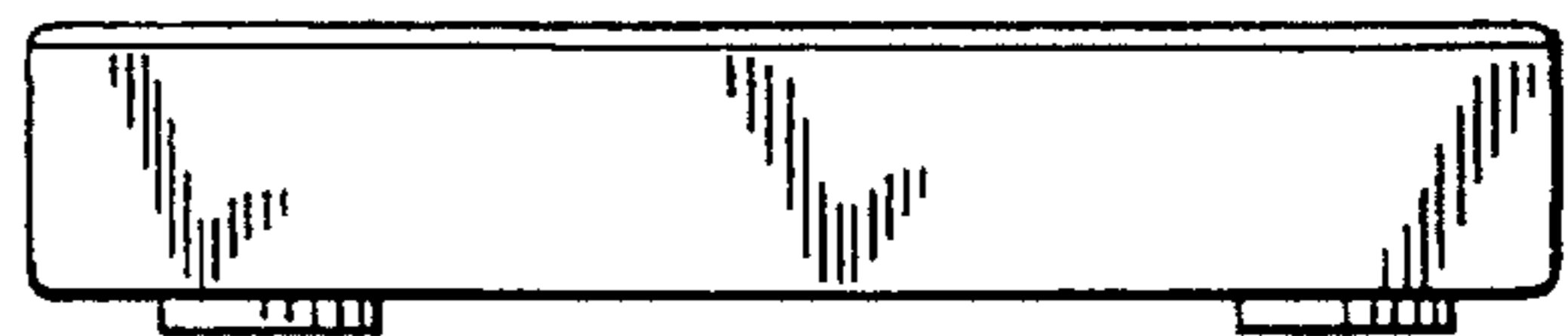


FIG. 6