



US00D381641S

United States Patent [19]

Katz

[11] **Patent Number: Des. 381,641**

[45] **Date of Patent: **Jul. 29, 1997**

[54] **PORTABLE COMBINED LAP PROTECTOR AND WRIST REST**

4,765,583	8/1988	Tenner	248/444
4,976,204	12/1990	Konkle	248/444 X
5,143,341	9/1992	Juster	248/118 X

[76] Inventor: **Joseph M. Katz**, 11 Meadow Rd., Old Westbury, N.Y. 11568

Primary Examiner—M. H. Tung
Attorney, Agent, or Firm—Dilworth & Barrese

[**] Term: **14 Years**

[57] **CLAIM**

[21] Appl. No.: **32,826**

The ornamental design for a portable combined lap protector and wrist rest, as shown and described.

[22] Filed: **Dec. 29, 1994**

DESCRIPTION

[51] LOC (6) Cl. **14-02**

[52] U.S. Cl. **D14/114**

[58] **Field of Search** D14/100, 114;
248/118, 118.1, 118.3, 118.5, 346, 444,
489, 917-24; 5/448, 623


FIG. 1 is a top perspective view;
FIG. 2 is a side view, the opposite side is a mirror image from the right side, the left side being identical thereto, but a mirror image thereof;
FIG. 3 is a top plan view;
FIG. 4 is a front elevation;
FIG. 5 is a bottom plan view; and,
FIG. 6 is a rear elevation.

[56] **References Cited**

U.S. PATENT DOCUMENTS

D. 359,036	6/1995	Mandel	D14/114
D. 361,325	8/1995	Massey	D14/114
4,129,746	12/1978	Lambden	248/118.1 X

1 Claim, 1 Drawing Sheet






FIG. 1




FIG. 2

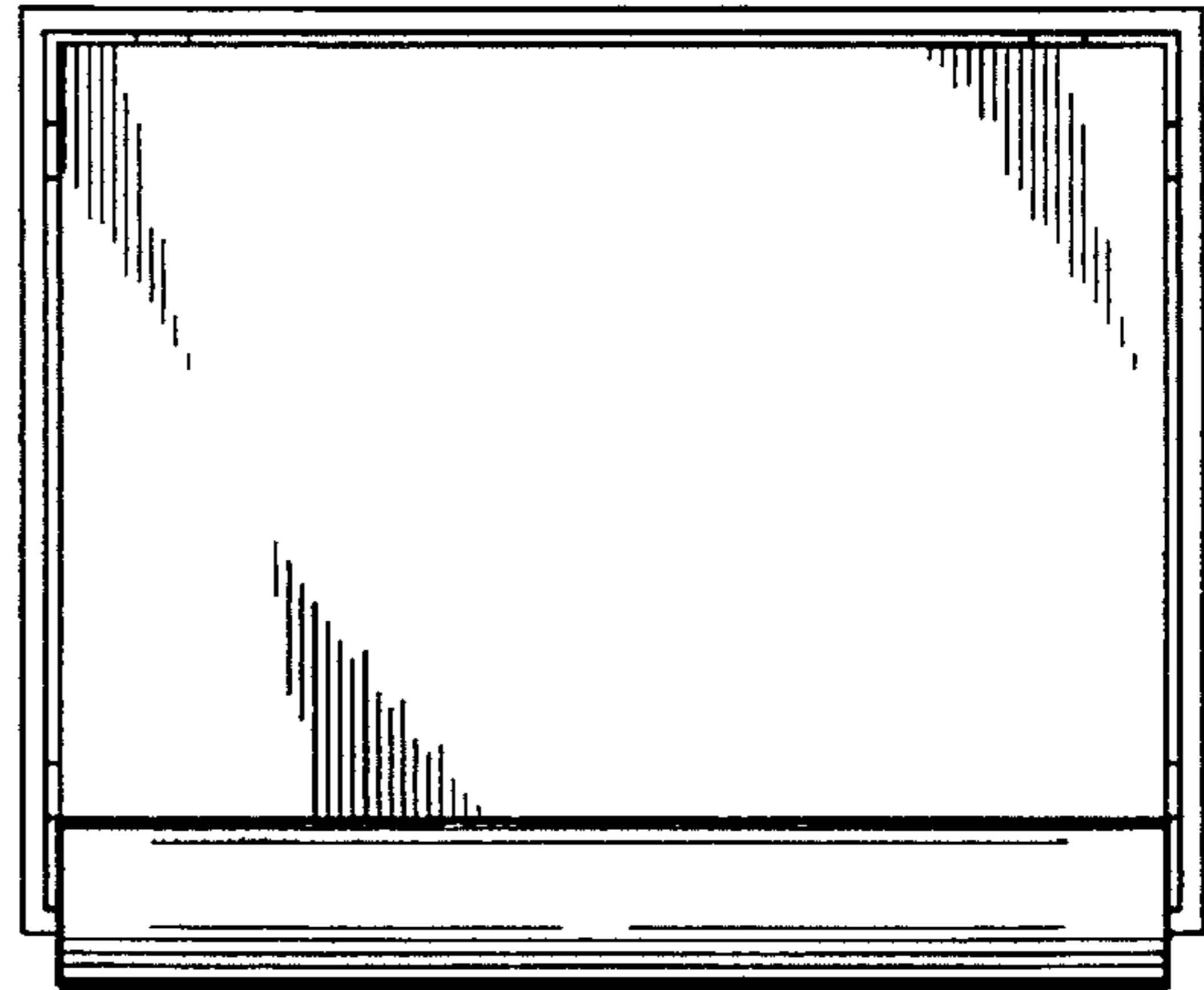


FIG. 3




FIG. 6




FIG. 4

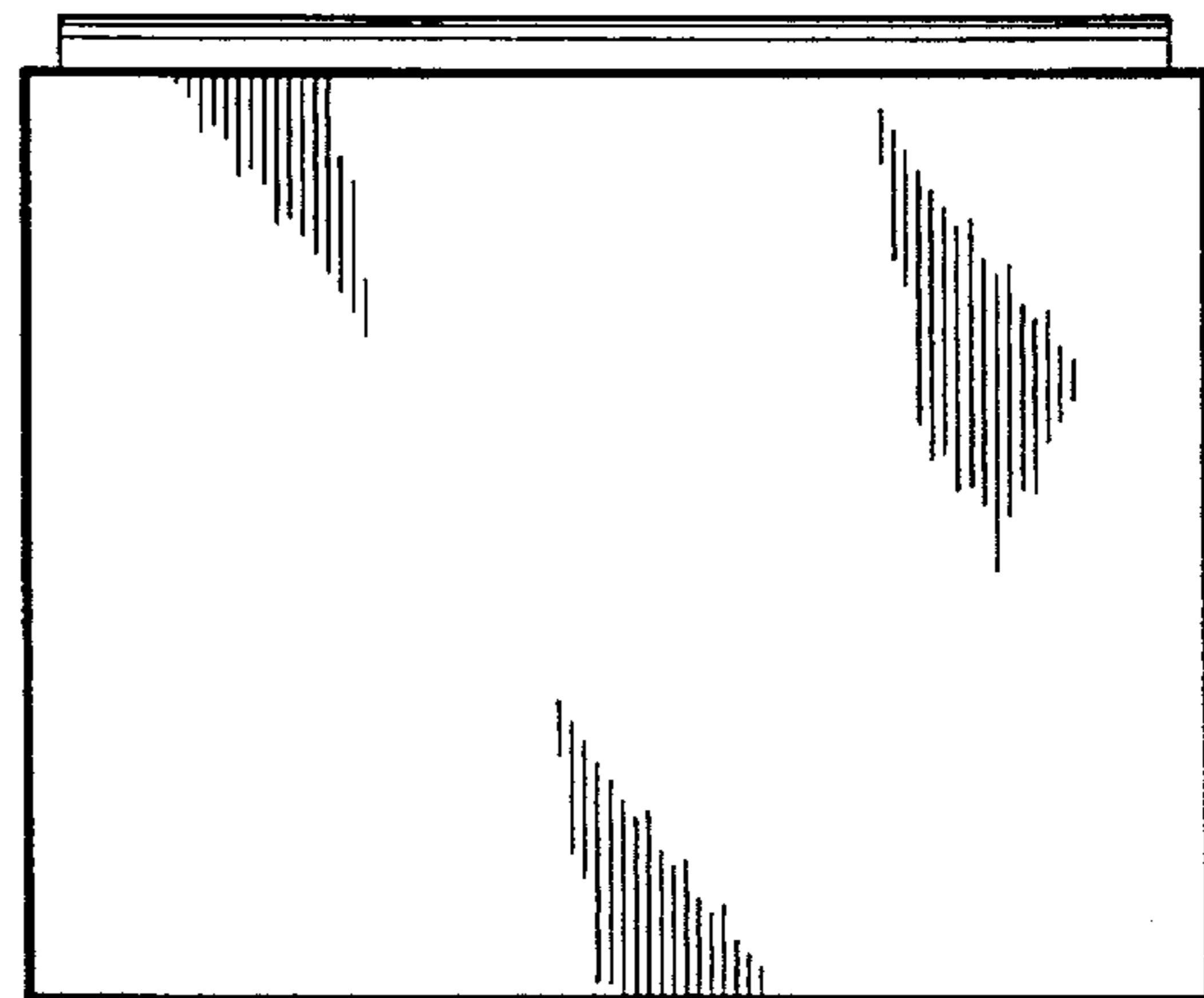


FIG. 5