



US00D381638S

United States Patent [19]

[11] Patent Number: **Des. 381,638**

Kruse et al.

[45] Date of Patent: ****Jul. 29, 1997**

[54] **PORTABLE MULTIMEDIA TERMINAL HOUSING**

D. 309,729 8/1990 Tanabe D14/100

[75] Inventors: **Bernd Kruse**, Altenbeken; **Udo Hesselbach**, Bueren, both of Germany

Primary Examiner—Freda Nunn
Attorney, Agent, or Firm—Hill, Steadman & Simpson

[73] Assignee: **Siemens Nixdorf Informationssysteme AG**, Paderborn, Germany

[57] **CLAIM**

[**] Term: **14 Years**

The ornamental design for a portable multimedia terminal housing, as shown and described.

[21] Appl. No.: **43,560**

DESCRIPTION

[22] Filed: **Sep. 7, 1995**

FIG. 1 is a perspective view from the right and front side of a portable multimedia terminal housing showing our new design;

[30] **Foreign Application Priority Data**

Mar. 7, 1995 [DE] Germany M 95 02 147.7

FIG. 2 is a front elevational view of the portable multimedia terminal housing of FIG. 1;

[51] **LOC (6) Cl.** **14-02**

[52] **U.S. Cl.** **D14/100**

FIG. 3 is a back elevational view of the portable multimedia terminal housing of FIG. 1 wherein a pen is attached;

[58] **Field of Search** D14/100, 105, D14/106, 115, 125, 129, 130, 138, 144, 147, 158, 225; D18/1, 2, 6, 7; 178/18, 19; 345/156, 168, 169, 172, 173, 87; 341/22, 23; 364/708.1; D16/202

FIG. 4 is a right side view of the portable multimedia terminal housing of FIG. 2;

FIG. 5 is a left side elevational view of the portable multimedia terminal housing of FIG. 2;

FIG. 6 is a top plan view of the portable multimedia terminal housing of FIG. 2; and,

FIG. 7 is a bottom plan view of the portable multimedia terminal housing of FIG. 2.

[56] **References Cited**

U.S. PATENT DOCUMENTS

D. 307,888 5/1990 Ishida D14/100

1 Claim, 3 Drawing Sheets

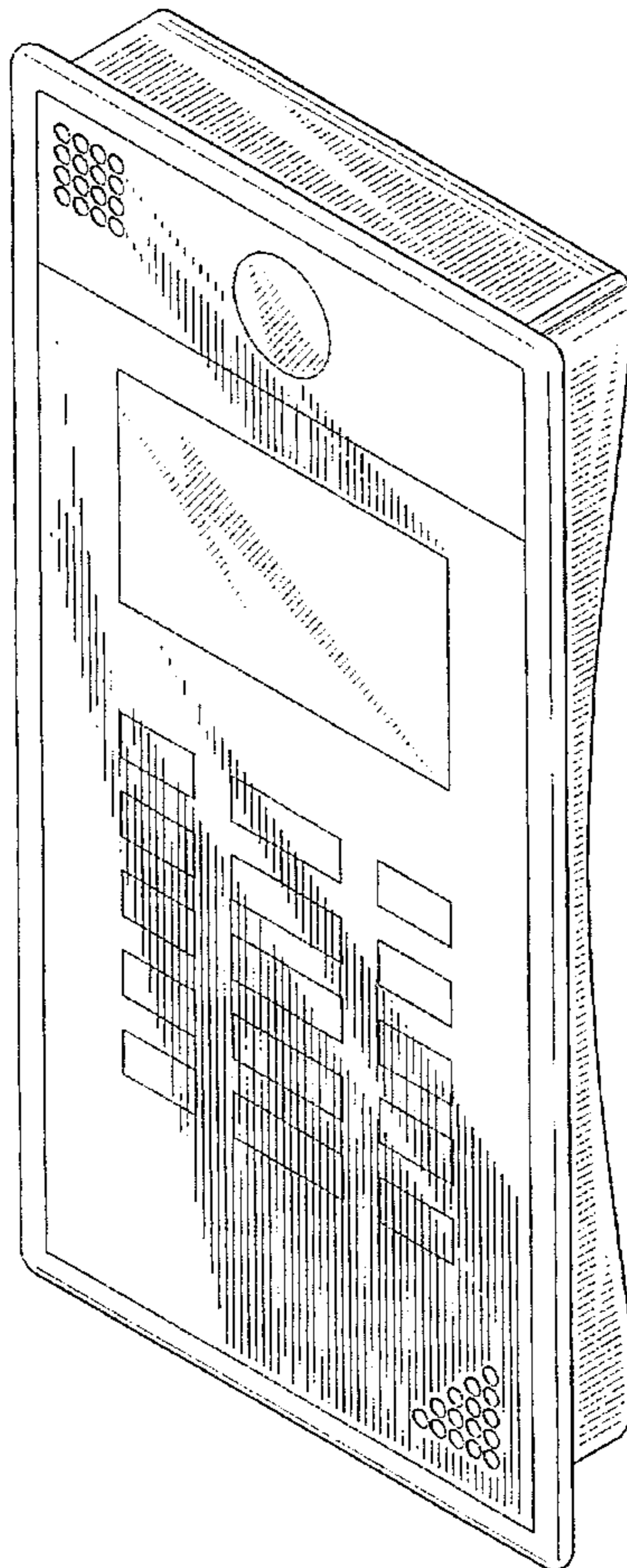


FIG. 1

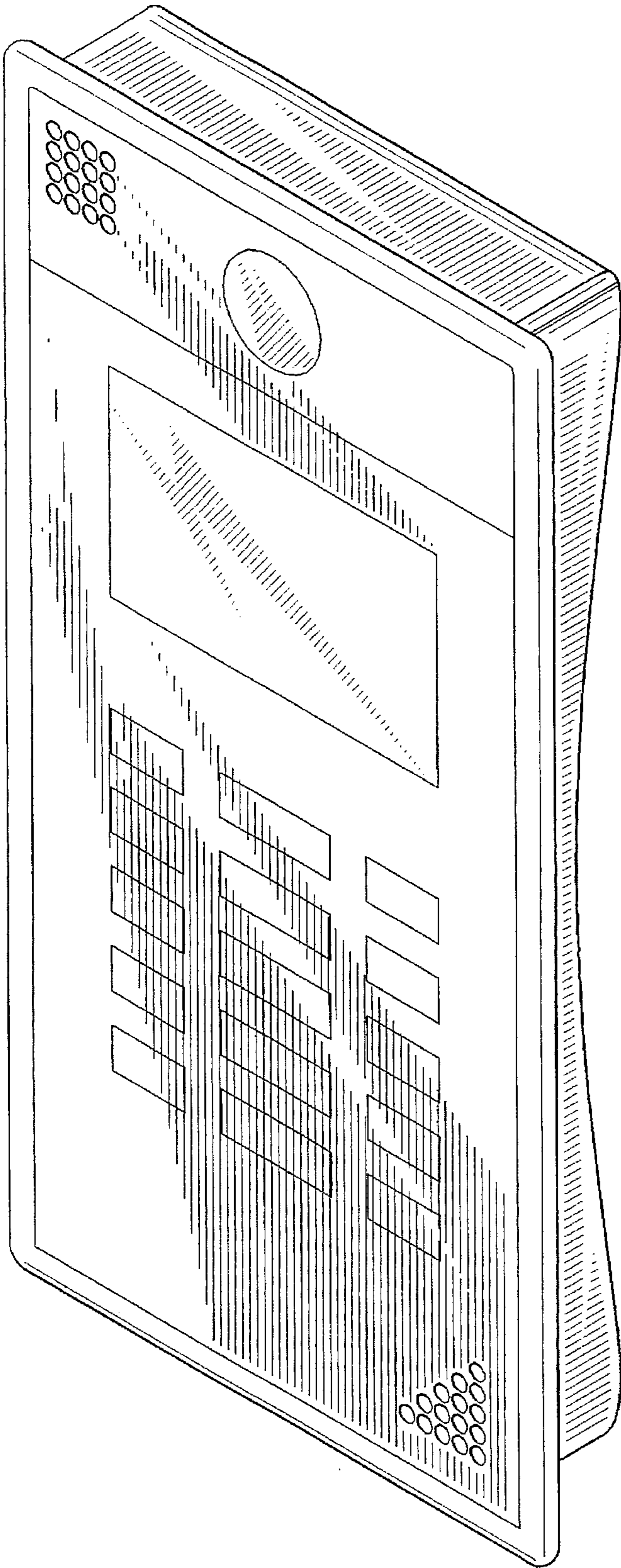
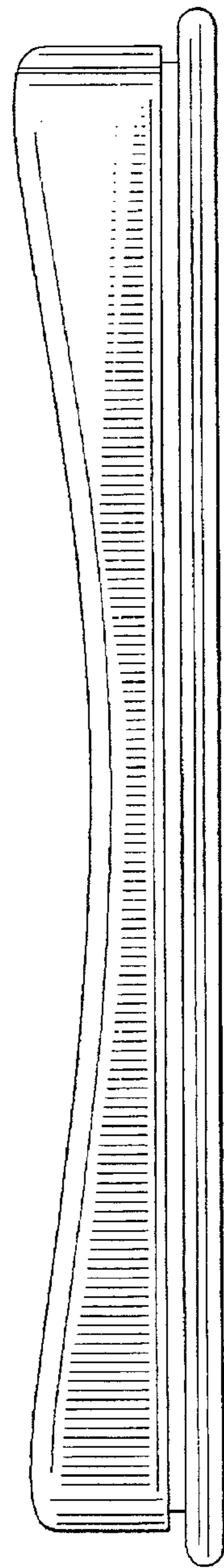


FIG. 5



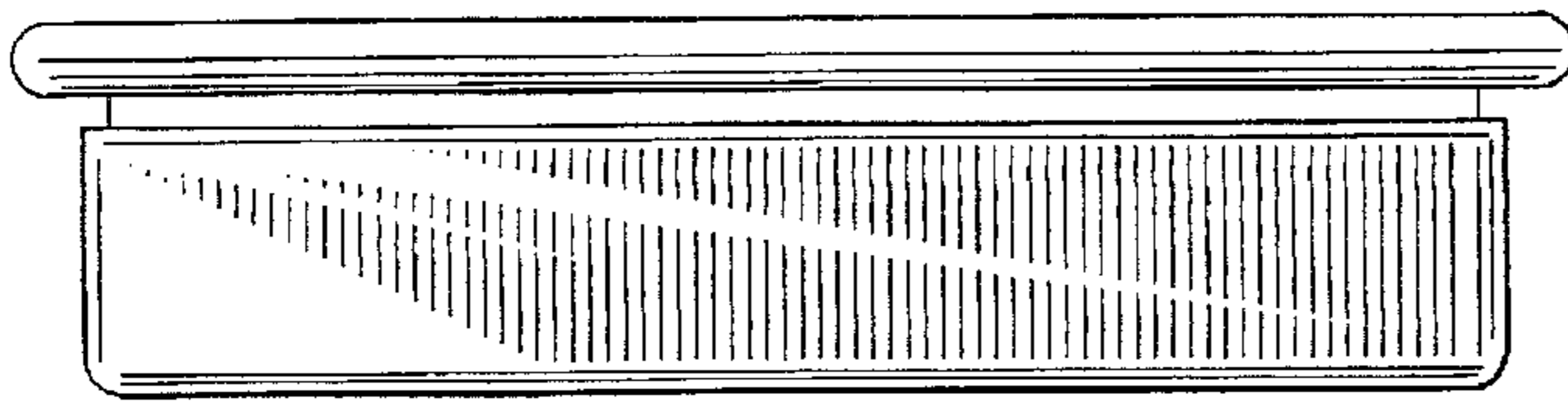


FIG. 6

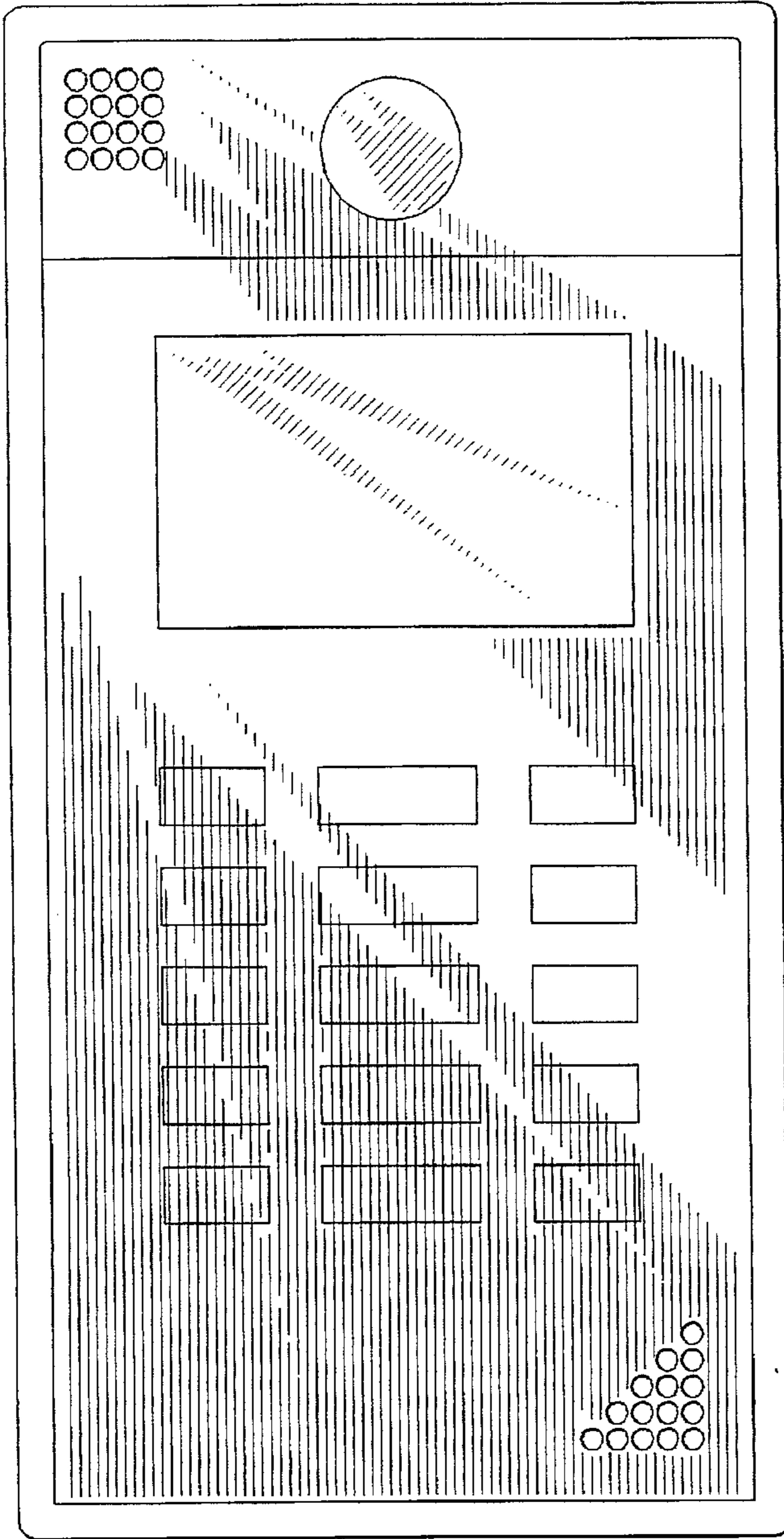


FIG. 2




FIG. 7

FIG. 4

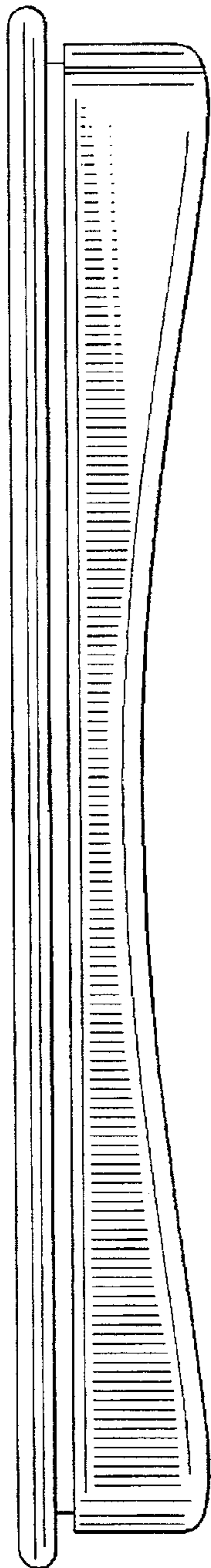


FIG. 3

