



US00D381636S

United States Patent [19]

Bush

[11] Patent Number: **Des. 381,636**

[45] Date of Patent: ****Jul. 29, 1997**

[54] ADAPTOR FOR LIGHT SWITCHES

[76] Inventor: **Johnny L. Bush**, 42521 Pinegrove Rd., Bay Minette, Ala. 36507

[**] Term: **14 Years**

[21] Appl. No.: **41,740**

[22] Filed: **Jul. 24, 1995**

[51] LOC (6) Cl. **13-03**

[52] U.S. Cl. **D13/173**

[58] Field of Search **D13/173; D8/14; 74/544; 200/331**

[56] **References Cited**

U.S. PATENT DOCUMENTS

D. 352,277	11/1994	Olsen	D13/173
D. 355,643	2/1995	Wamock et al.	D13/173
3,722,319	3/1973	Reznik et al.	74/544
5,046,143	9/1991	Uher	200/331
5,524,505	6/1996	Lawrence	74/544

Primary Examiner—Antoine Duval Davis
Attorney, Agent, or Firm—George A. Bode

[57] **CLAIM**

The ornamental design for an adaptor for light switches, as shown and described.

DESCRIPTION

FIG. 1 is a right side elevational view of an adaptor for light switches showing my new design, the left side being a mirror image thereof;

FIG. 2 is a front elevational view thereof;


FIG. 3 is a rear elevational view thereof;

FIG. 4 is a top plan view thereof;

FIG. 5 is a bottom plan view thereof; and,

FIG. 6 is a top, rear and right side perspective view thereof illustrating my new design in use, the broken lines showing of a light switch and cover are for illustrative purposes only and form no part of the claimed design.

1 Claim, 1 Drawing Sheet



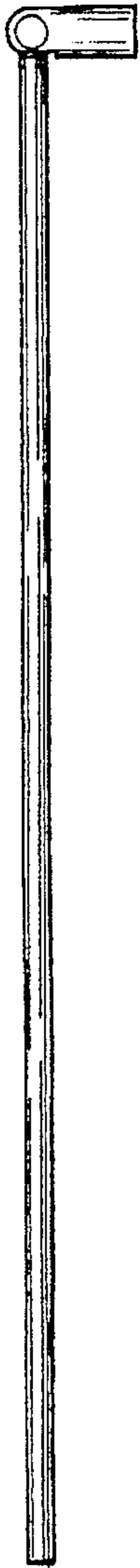


FIG. 1



FIG. 2



FIG. 3




FIG. 6

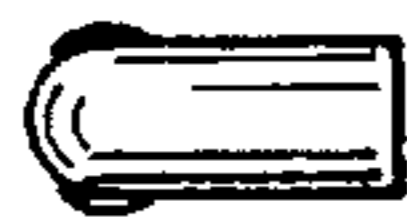


FIG. 4



FIG. 5