



US00D381596S

United States Patent [19] Cord

[11] Patent Number: **Des. 381,596**

[45] Date of Patent: ****Jul. 29, 1997**

[54] **ANGEL PIN WITH MOVEABLE WINGS**

D. 151,180 9/1948 Philippe D11/53
D. 151,359 10/1948 Katz D11/53

[76] Inventor: **Barry Steven Cord**, 67 Park Ave., New York, N.Y. 10016

Primary Examiner—Caron D. Veynar
Attorney, Agent, or Firm—Robert L. Tucker

[**] Term: **14 Years**

[57] CLAIM

[21] Appl. No.: **47,533**

The ornamental design for an angel pin with moveable wings, as shown and described.

[22] Filed: **Dec. 6, 1995**

DESCRIPTION

[51] LOC (6) Cl. **11-01**

[52] U.S. Cl. **D11/57; D11/53**

[58] Field of Search D11/40, 53, 57,
D11/83, 101, 128, 136, 137, 160, 162;
63/1.1, 2, 20, 23; D99/21, 22, 25, 39

FIG. 1 is a front view of the invention;
FIG. 2 is a front view showing the wings in an upright position;
FIG. 3 is a side elevational view, the opposite side view being a mirror image thereof;
FIG. 4 is a back elevational view of the invention;
FIG. 5 is a bottom plan view of the invention; and,
FIG. 6 is a top plan view of the invention.

[56] References Cited

U.S. PATENT DOCUMENTS

D. 128,046 7/1941 Karples D11/53
D. 151,179 9/1948 Philippe D11/53

1 Claim, 6 Drawing Sheets





Fig. 1



Fig. 2



Fig. 3

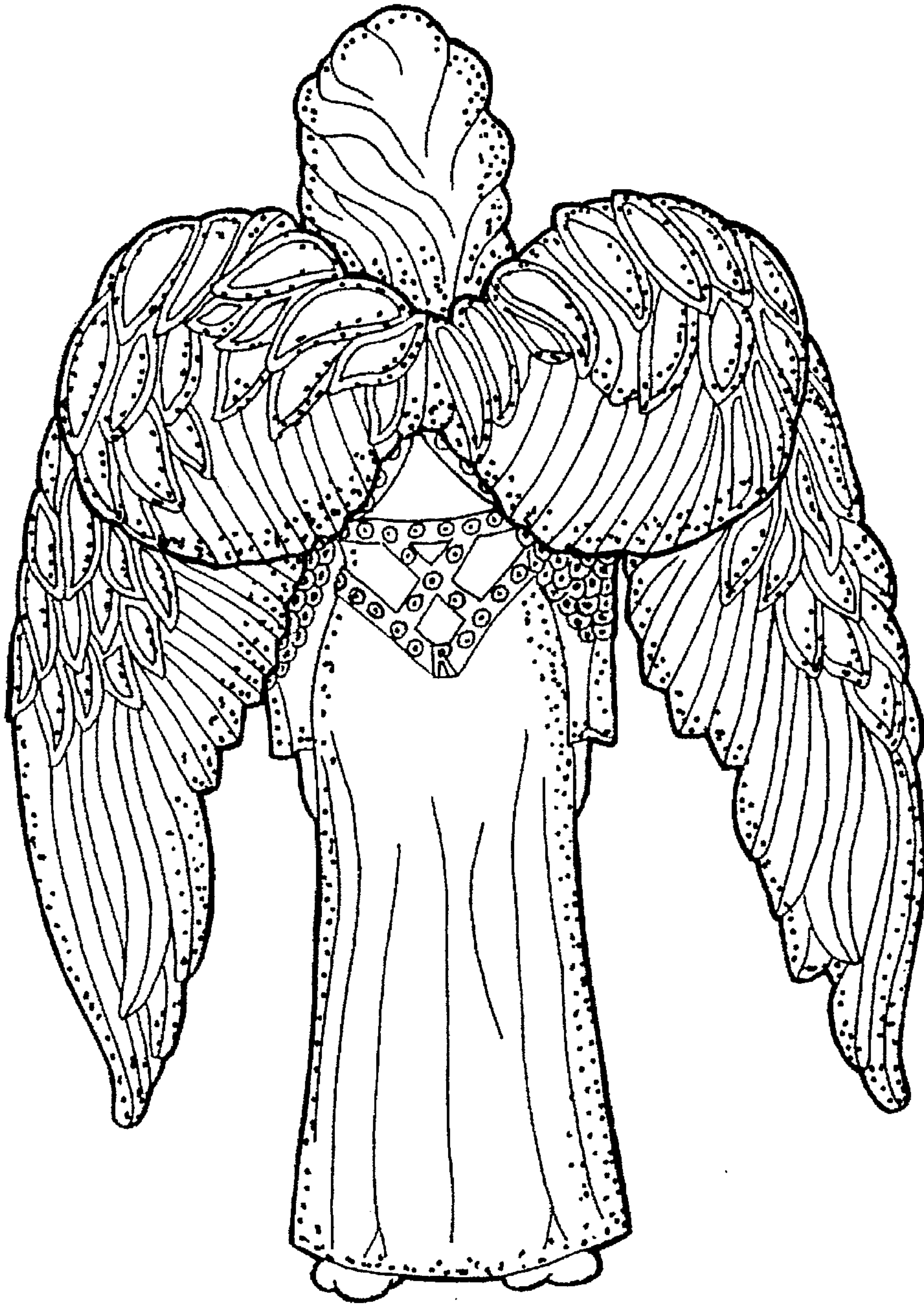


Fig. 4




Fig. 5

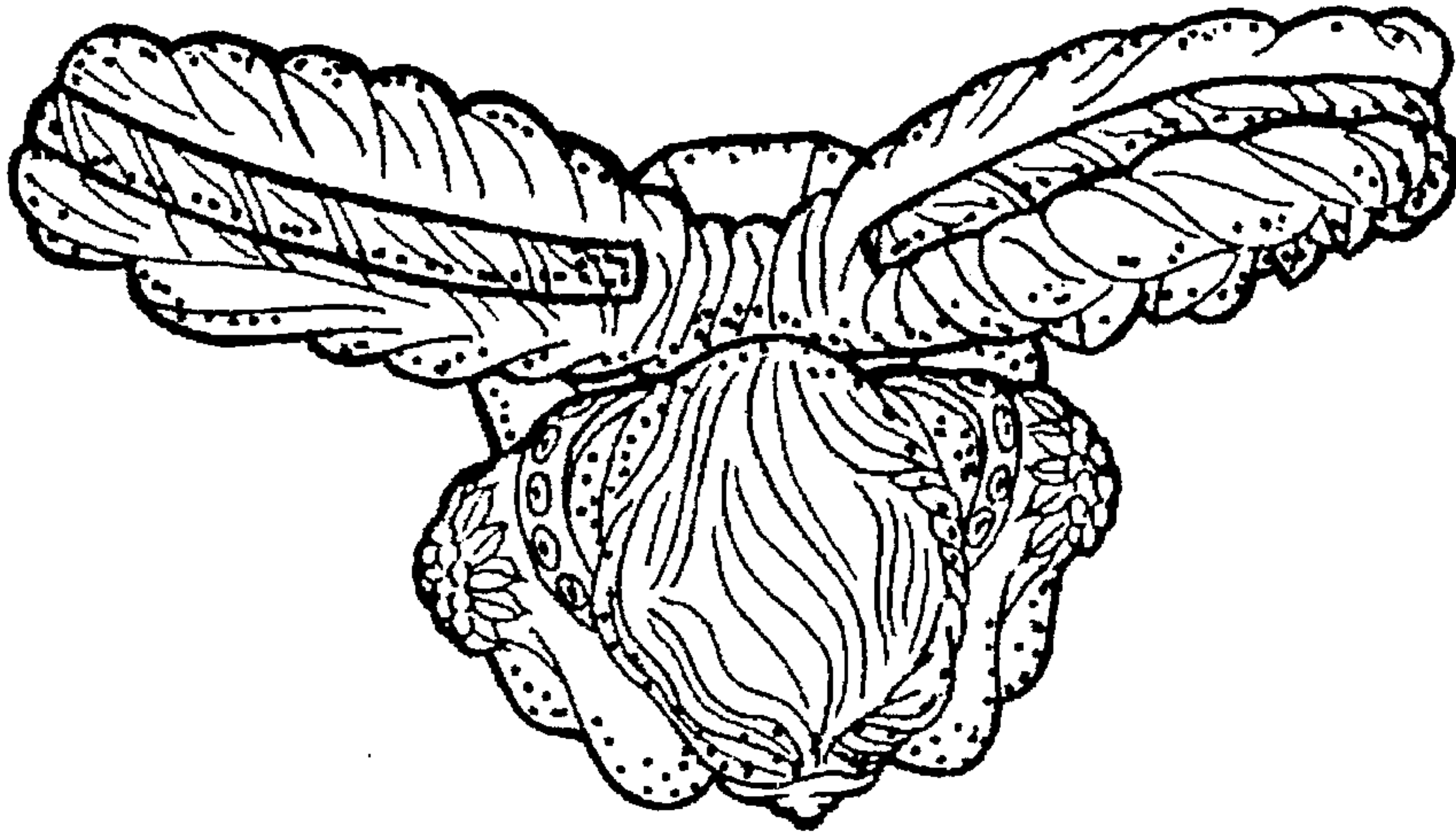


Fig. 6