



US00D381587S

United States Patent [19] Oba

[11] Patent Number: **Des. 381,587**
[45] Date of Patent: ****Jul. 29, 1997**

[54] **WRIST WATCH**

[75] Inventor: **Haruya Oba**, Tokyo, Japan
[73] Assignee: **Citizens Watch Co. Ltd.**, Tokyo, Japan
[**] Term: **14 Years**

[21] Appl. No.: **50,443**
[22] Filed: **Feb. 20, 1996**

[51] LOC (6) Cl. **10-02**
[52] U.S. Cl. **D10/32**
[58] Field of Search D10/1-40, 122-132;
368/276-277, 280-282, 285; D11/3-4,
12, 14, 19-25; 63/1.1, 3, 5.1, 11

[56] **References Cited**

U.S. PATENT DOCUMENTS

D. 297,817 9/1988 Guan D10/30
D. 314,710 2/1991 Weil .
D. 359,916 7/1995 Iida D10/39 X
D. 363,029 10/1995 Magninat D10/39
D. 370,856 6/1996 Krieger D10/32

OTHER PUBLICATIONS

Bulletin of Switzerland Patent Office of Apr. 15, 1988 illustrating Switzerland Design Patent 116527 of Mar. 14, 1988 (reference is made to FIG. 2).
International Designs Bulletin of Aug. 1989 showing WIPO DM/014401 of Aug. 22, 1989 (FIGS. 1.1-1.6).

International Designs Bulletin of Nov. 1989 showing WIPO DM/014999 of Nov. 7, 1989 (FIGS. 1.1-1.3).
International Designs Bulletin of Jul. 1992 showing WIPO DM/023516 of Sep. 18, 1991 (FIGS. 1.1-1.3).
International Designs Bulletin of Apr. 1992 showing WIPO DM/022643 of Apr. 16, 1992 (FIGS. 1.1-1.3).
International Designs Bulletin of Aug. 1993 showing WIPO DM/027164 of May 19, 1993 (FIGS. 1.1-1.3, 2.1-2.3, 3.1-3.3 and 4.1).
International Designs Bulletin of Jun. 1995 showing WIPO DM/033408 of Apr. 21, 1995 (FIGS. 1.1-1.3 and 2.1).
Jeweler's Circular—Keystone—Jul. 1987 p. 21—Watches.
Hong Kong Enterprise Oct. 1990—p. 112—Watches.

Primary Examiner—Nelson C. Holtje

[57] **CLAIM**

The ornamental design for a wrist watch, as shown and described.

DESCRIPTION

FIG. 1 is a perspective view of the wrist watch showing my design;
FIG. 2 is a front elevational view thereof;
FIG. 3 is a rear elevational view thereof;
FIG. 4 is a left side elevational view thereof;
FIG. 5 is a right side elevational view thereof;
FIG. 6 is a top plan view thereof; and,
FIG. 7 is a bottom plan view thereof.

1 Claim, 3 Drawing Sheets



FIG. 1




FIG. 2

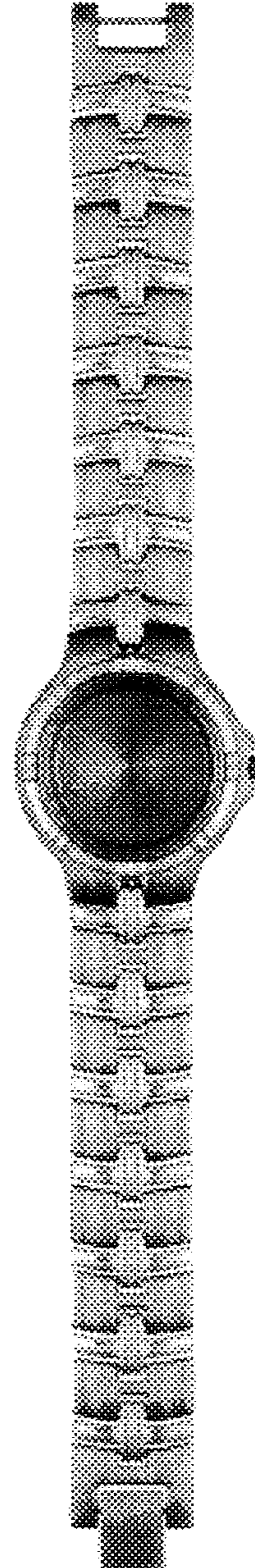


FIG. 3




FIG. 4



FIG. 5



FIG. 6



FIG. 7

