



US00D381584S

United States Patent [19]
Kennedy

[11] **Patent Number:** **Des. 381,584**
[45] **Date of Patent:** ****Jul. 29, 1997**

[54] **BEZEL AND CASING FOR A WATCH**

[75] **Inventor:** **M. Amelia Kennedy**, Woodbury, Conn.

[73] **Assignee:** **Timex Corporation**, Middlebury, Conn.

[**] **Term:** **14 Years**

[21] **Appl. No.:** **56,459**

[22] **Filed:** **Jul. 1, 1996**

[51] **LOC (6) Cl.** **10-02**

[52] **U.S. Cl.** **D10/30; D10/39**

[58] **Field of Search** **D10/1-40, 122-132;**
368/280-282, 276-277, 285, 294-295

[56] **References Cited**

U.S. PATENT DOCUMENTS

| | | | | |
|------------|--------|-----------|-------|---------|
| D. 315,319 | 3/1991 | Schoepfer | | D10/128 |
| D. 327,021 | 6/1992 | Burgener | | D10/32 |
| D. 356,971 | 4/1995 | Newman | | D10/128 |
| D. 358,776 | 5/1995 | Pandel | | D10/30 |
| D. 361,521 | 8/1995 | Koga | | D10/30 |

OTHER PUBLICATIONS

Jeweler's Circular Keystone May 1986 p. 68 Watch at bottom-center.

Jeweler's Circular-Keystone Jun. 1982 p. 54 Watches.

Primary Examiner—Nelson C. Holtje

Attorney, Agent, or Firm—Paul R. Juhasz

[57] **CLAIM**

The ornamental design for a bezel and casing for a watch, as shown and described.

DESCRIPTION

FIG. 1 is a perspective elevational view of a bezel and casing for a watch;

FIG. 2 is a top plan view thereof;

FIG. 3 is an end elevational view thereof; the other end being a mirror image is not shown;

FIG. 4 is a left side elevational view thereof;

FIG. 5 is a right side elevational view thereof; and,

FIG. 6 is a bottom plan view thereof.

1 Claim, 2 Drawing Sheets

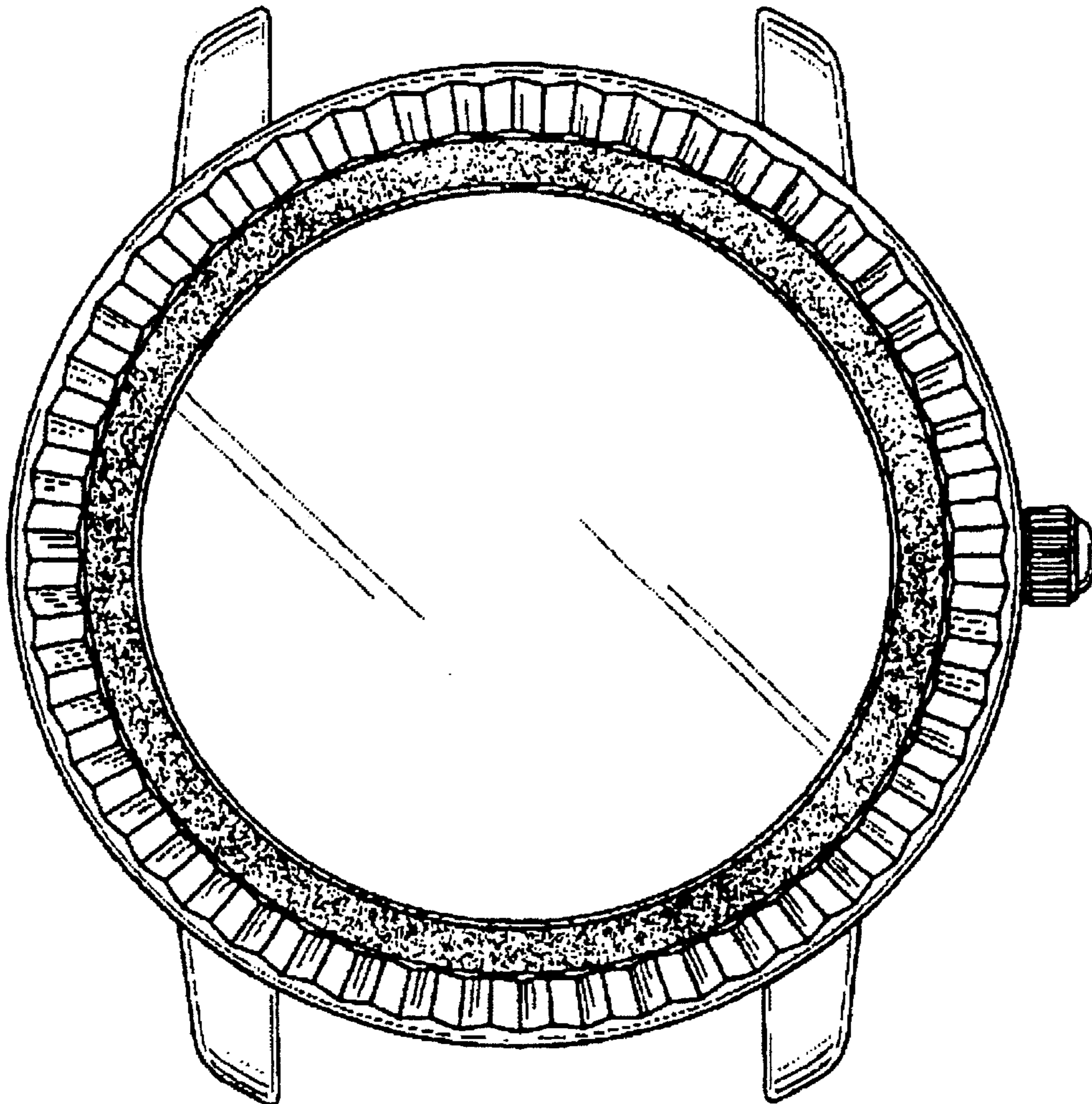


FIG. 1

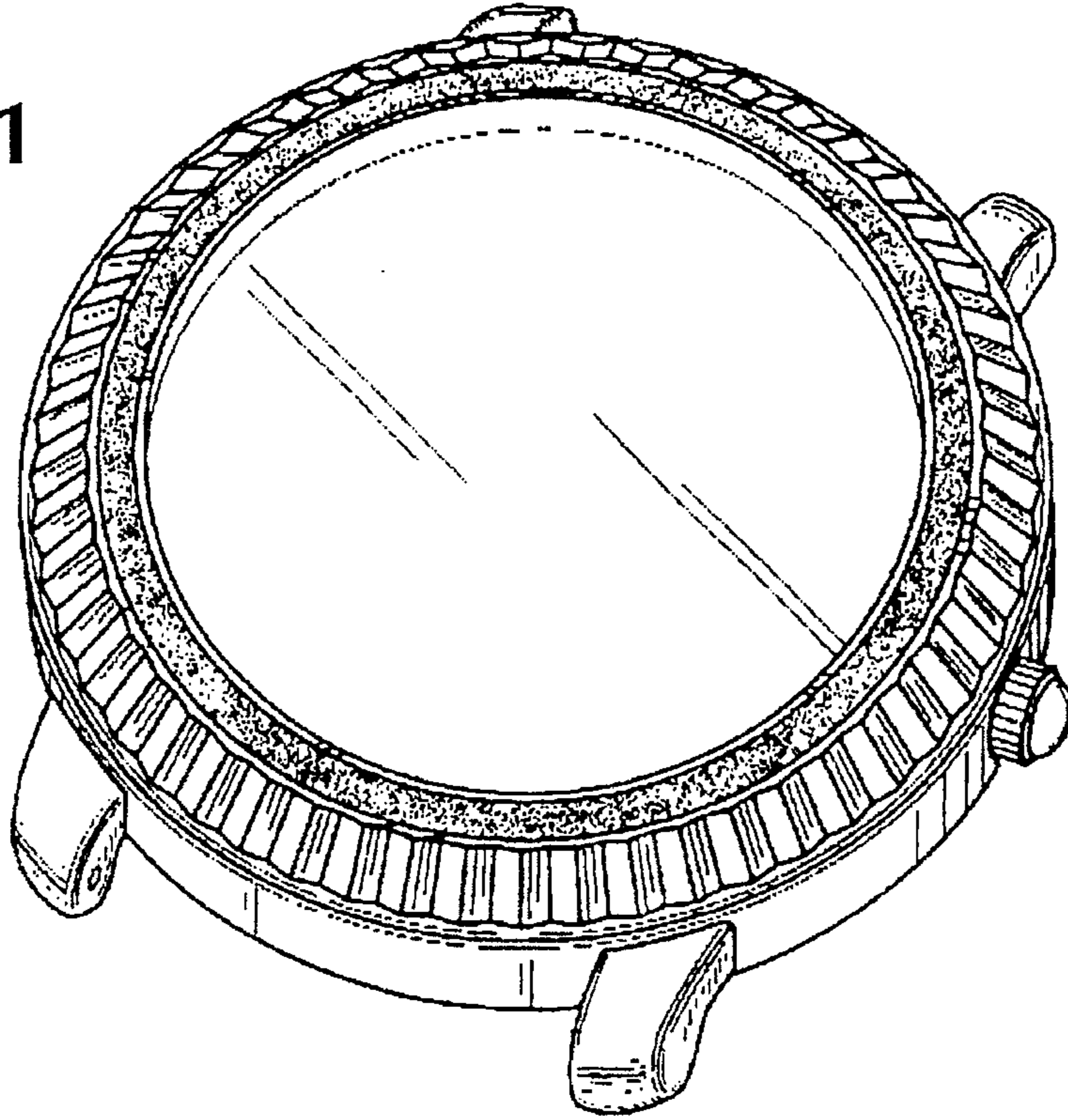


FIG. 2

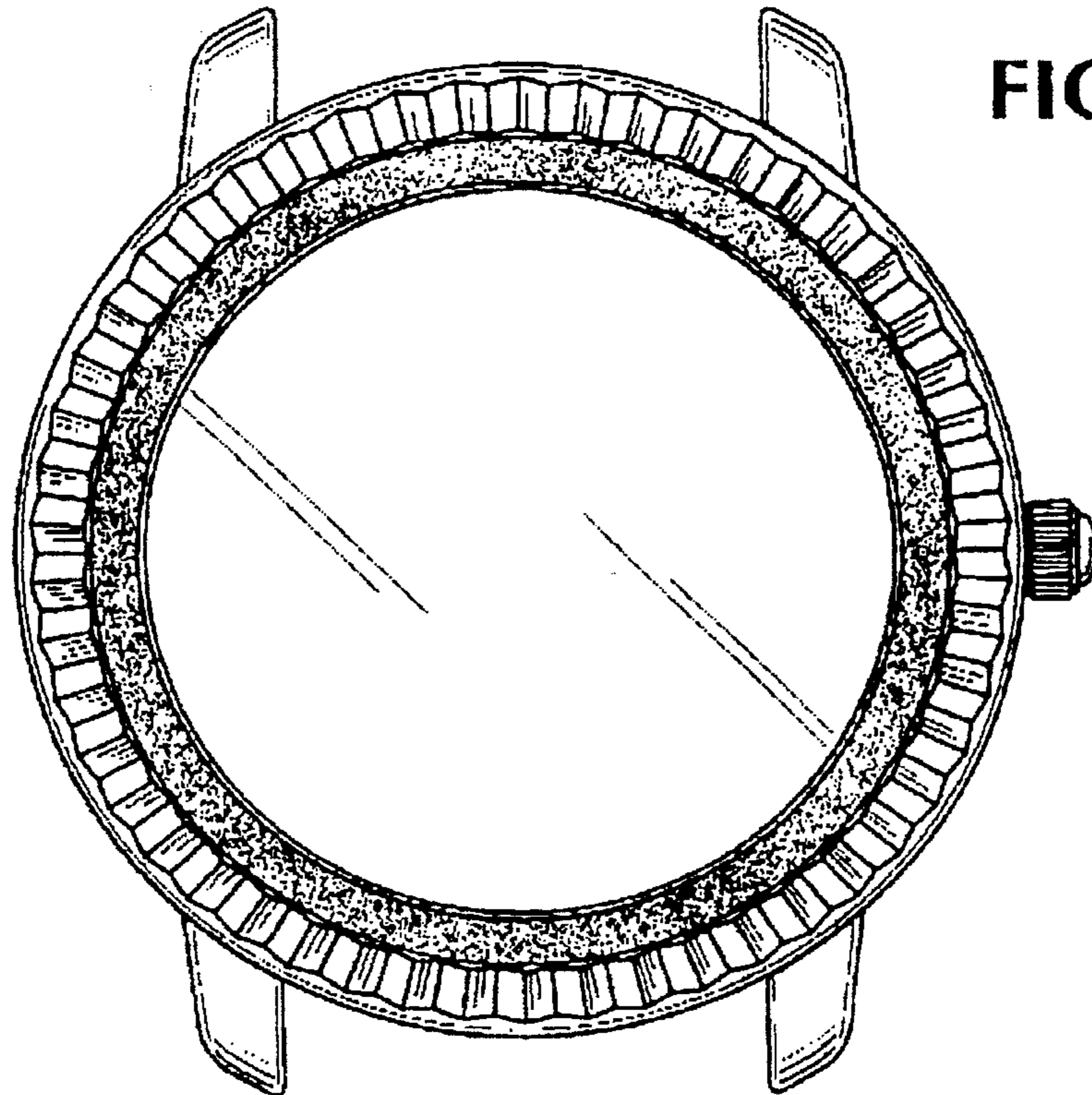


FIG. 3

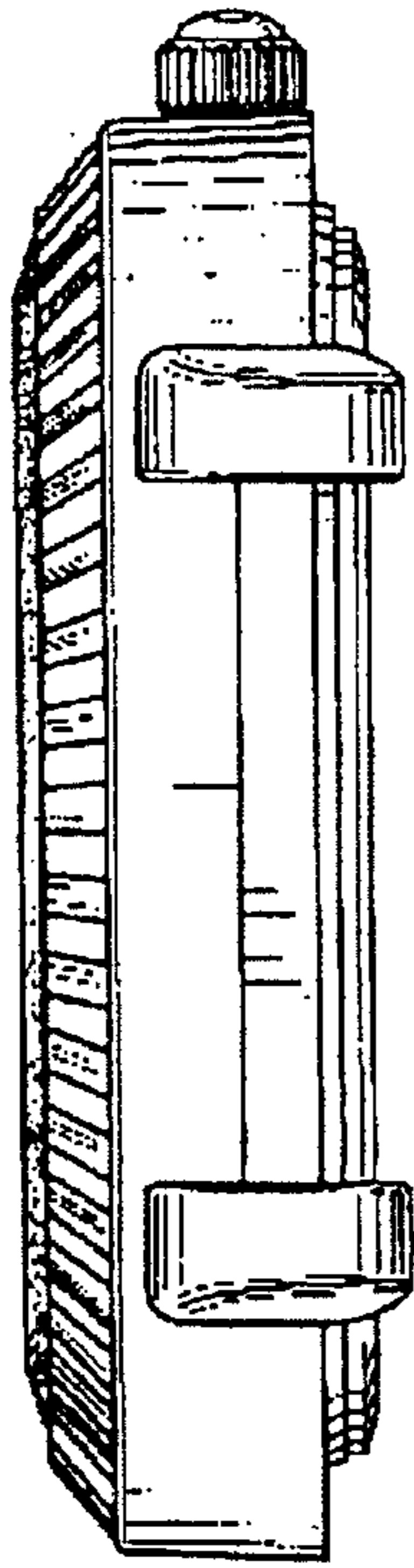


FIG. 4




FIG. 5

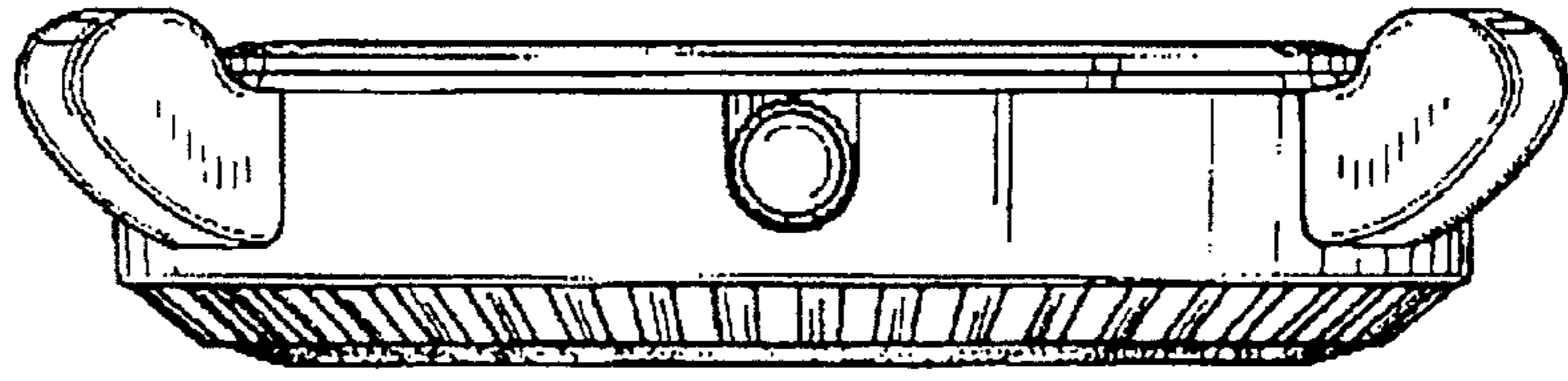


FIG. 6

