



US00D381582S

# United States Patent [19] Bolton

[11] Patent Number: **Des. 381,582**  
[45] Date of Patent: **\*\*Jul. 29, 1997**

[54] **SEALED CONTAINER**  
[75] Inventor: **Stewart L. Bolton**, Springfield, N.J.  
[73] Assignee: **Kraft Foods, Inc.**, Northfield, Ill.  
[\*\*] Term: **14 Years**

3,315,865 4/1967 Bracht ..... 229/5.6  
3,445,049 5/1969 Carpenter, Jr. .... 229/4.5  
3,648,884 3/1972 Mansolino .  
3,891,135 6/1975 Szatkowski ..... 229/5.5 X  
4,538,439 9/1985 Frei .  
5,071,029 12/1991 Umlah et al. .... 220/572  
5,339,977 8/1994 Schormair et al. .... 220/672 X  
5,494,215 2/1996 Drummond et al. .... 229/4.5 X

[21] Appl. No.: **33,995**  
[22] Filed: **Jan. 25, 1995**

### FOREIGN PATENT DOCUMENTS

0356269 2/1990 European Pat. Off. .... 220/672

[51] LOC (6) Cl. .... **09-07**  
[52] U.S. Cl. .... **D9/503; D9/428**  
[58] Field of Search ..... D9/500-504, 424,  
D9/425, 428, 557, 558, 453, 454; 215/382,  
383; 220/675, 606, 212.5, 669, 677, 672,  
659, 656, 4.04, 466; 229/5.6, 4.5, 3.1, 5.7,  
5.5

### OTHER PUBLICATIONS

Modern Packaging, Nov. 1956, p. 190 as shown by Arrow.  
Package Engineering, Nov. 1982, p. 120 As Circled.

*Primary Examiner*—Prabhakar G. Deshmukh  
*Attorney, Agent, or Firm*—Thomas A. Marcoux; Thomas R. Savoie

### [56] References Cited

#### U.S. PATENT DOCUMENTS

D. 44,463 8/1913 Ackermann ..... D9/502  
262,143 8/1882 Stevenson .  
291,004 12/1883 Rosensteel ..... 220/672  
D. 324,492 3/1992 Nickerson ..... D9/502 X  
1,428,705 9/1922 Pickens .  
1,575,226 3/1926 Pichler .  
1,649,292 11/1927 Draper ..... 220/672  
2,063,013 12/1936 Cooper .  
2,343,716 3/1944 Toscano et al. .... 229/5.6  
2,884,176 4/1959 Carpenter et al. .... 229/5.6  
3,254,822 6/1966 Gutteridge et al. .... D9/503 X

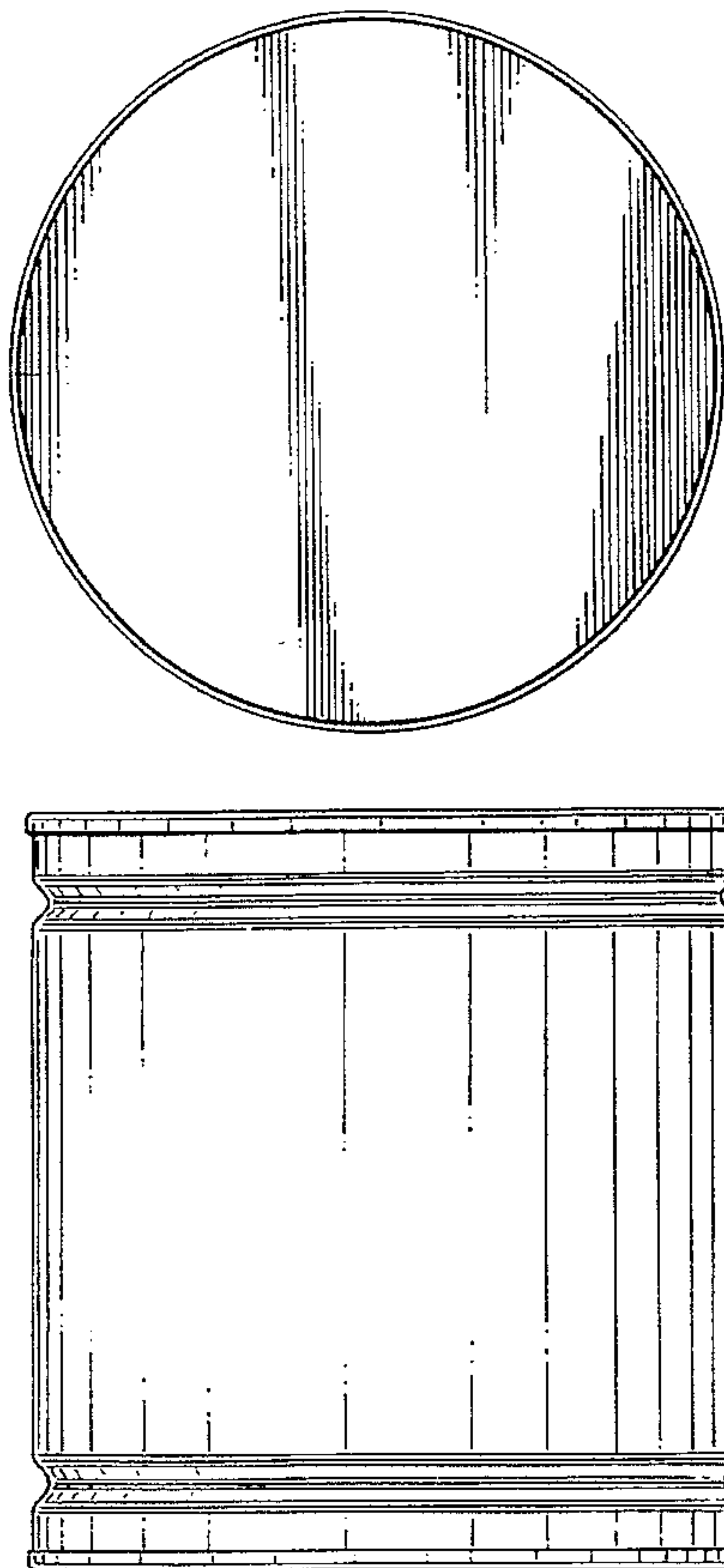
### [57] CLAIM

The ornamental design for a sealed container, as shown and described.

### DESCRIPTION

FIG. 1 is a side elevational view of a sealed container, showing my new design, the design being symmetrical about a vertical axis so that all side elevational views are identical to FIG. 1; and, FIG. 2 is a top plan view thereof, the bottom plan view being identical thereto.

1 Claim, 1 Drawing Sheet



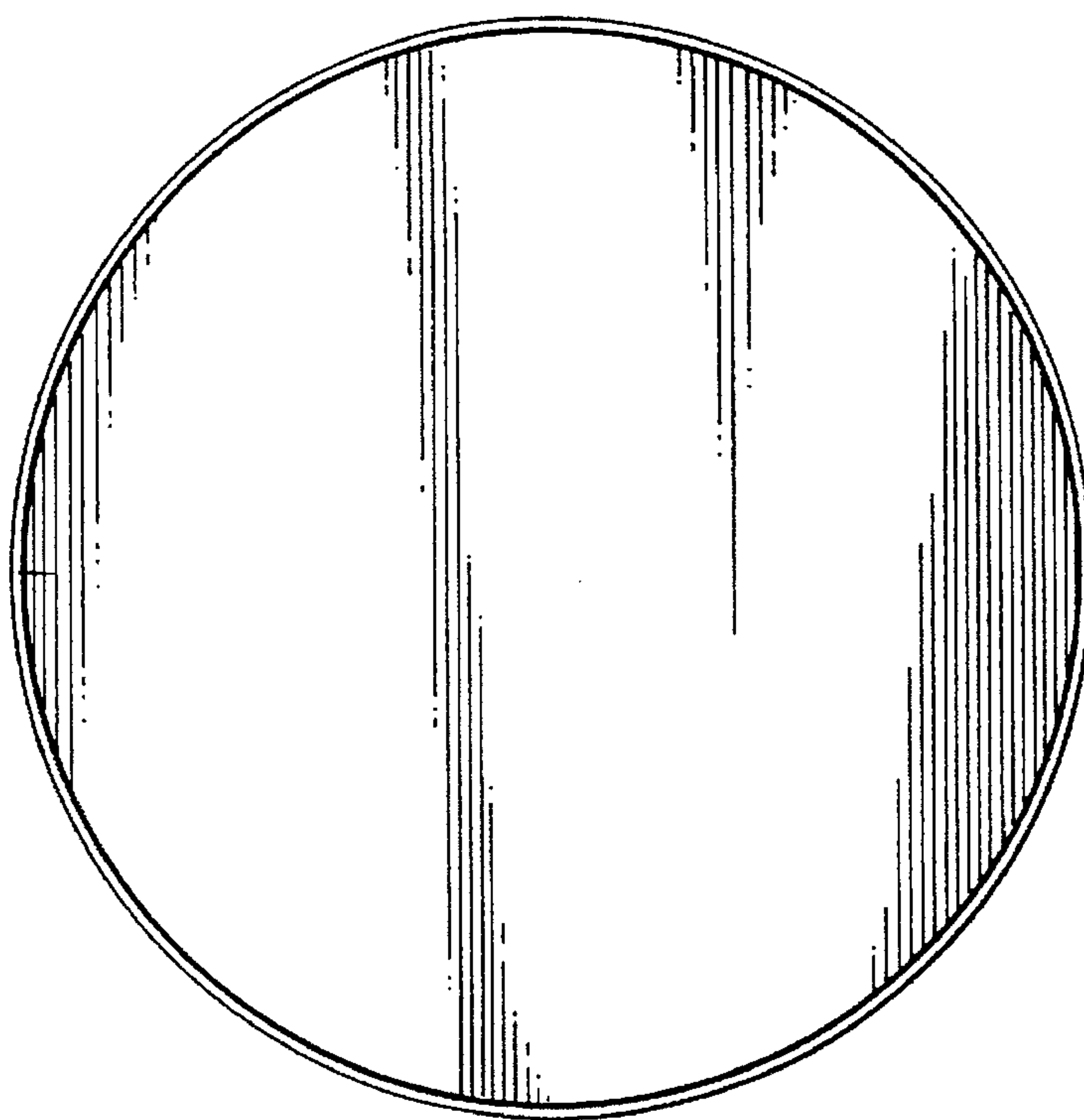


Fig. 2




Fig. 1