



US00D381576S

United States Patent [19]

[11] Patent Number: **Des. 381,576**

Tucker et al.

[45] Date of Patent: ****Jul. 29, 1997**

[54] BAG

3,322,325	5/1967	Bush	D9/305 X
5,195,638	3/1993	Zinbarg	206/457
5,265,727	11/1993	Anderson	206/457

[75] Inventors: **Alan Tucker**, St. Lazare; **Barry Desmarteau**, Dollard des Ormeaux, both of Canada

Primary Examiner—Prabhakar G. Deshmukh
Assistant Examiner—Cheri Cohen

[73] Assignee: **Bovalley Inc.**, St-Lazare, Canada

[57] **CLAIM**

[**] Term: **14 Years**

The ornamental design for a bag, as shown and described.

[21] Appl. No.: **51,570**

DESCRIPTION

[22] Filed: **Mar. 13, 1996**

FIG. 1 is a perspective view of a bag showing our new design;

[51] LOC (6) Cl. **09-05**

FIG. 2 is a front elevation view thereof;

[52] U.S. Cl. **D9/305; D21/168**

FIG. 3 is a top plan view thereof;

[58] Field of Search D9/305, 306, 307, D9/311, 319; D21/172, 166, 171, 168; 206/457; 383/907, 71

FIG. 4 is a left side elevation view thereof;

FIG. 5 is a right side elevation view thereof;

FIG. 6 is a rear elevation view thereof;

FIG. 7 is an elevation view of the bag shown in a unfilled condition;

[56] **References Cited**

FIG. 8 is a front elevation view of a second alternate embodiment, the opposite side being a mirror image;

U.S. PATENT DOCUMENTS

D. 133,136	7/1942	Whitcher	D21/166
D. 315,246	3/1991	Drake	D21/168 X
D. 322,825	12/1991	Browning et al.	D21/171
D. 329,671	9/1992	Yang	D21/171 X
D. 333,088	2/1993	Beck et al.	D9/305
D. 337,262	7/1993	Wotton et al.	D9/305

FIG. 9 is a top plan view thereof;

FIG. 10 is a left side elevation view thereof;

FIG. 11 is a right side elevation view thereof; and,

FIG. 12 is a bottom plan view thereof.

1 Claim, 4 Drawing Sheets




Fig. 1



Fig. 2




Fig. 3

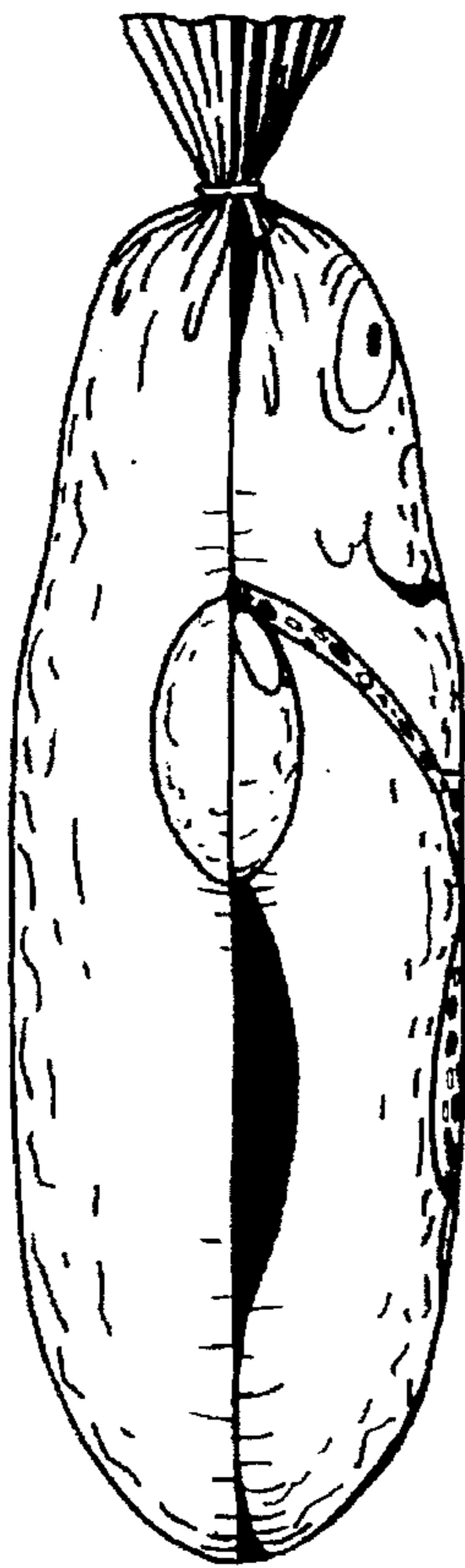
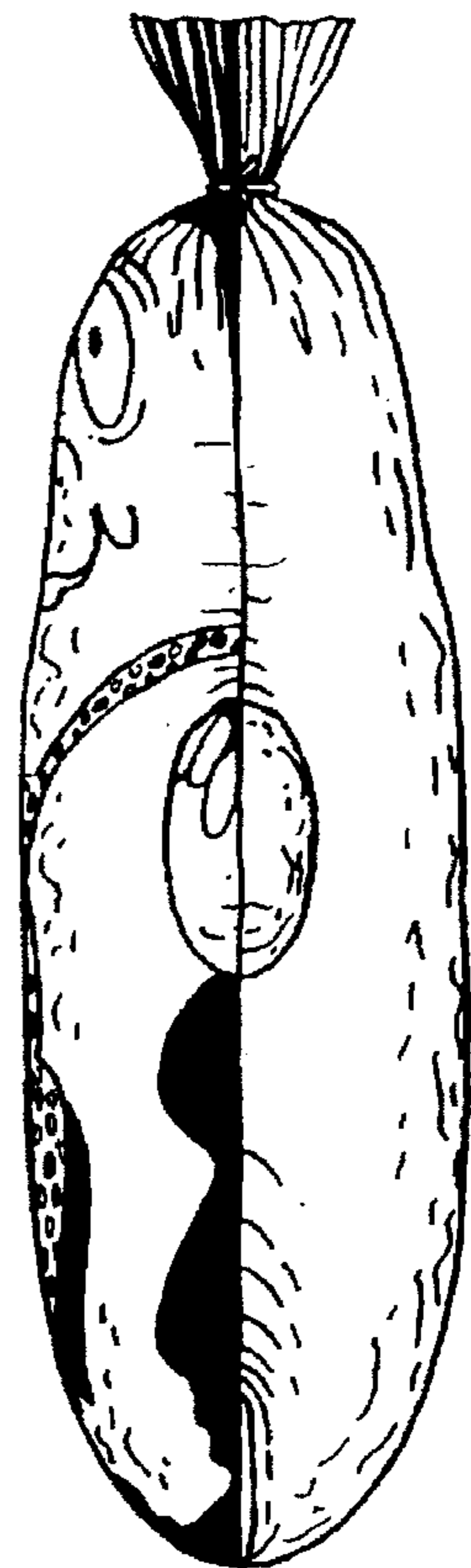


Fig. 4

Fig. 5



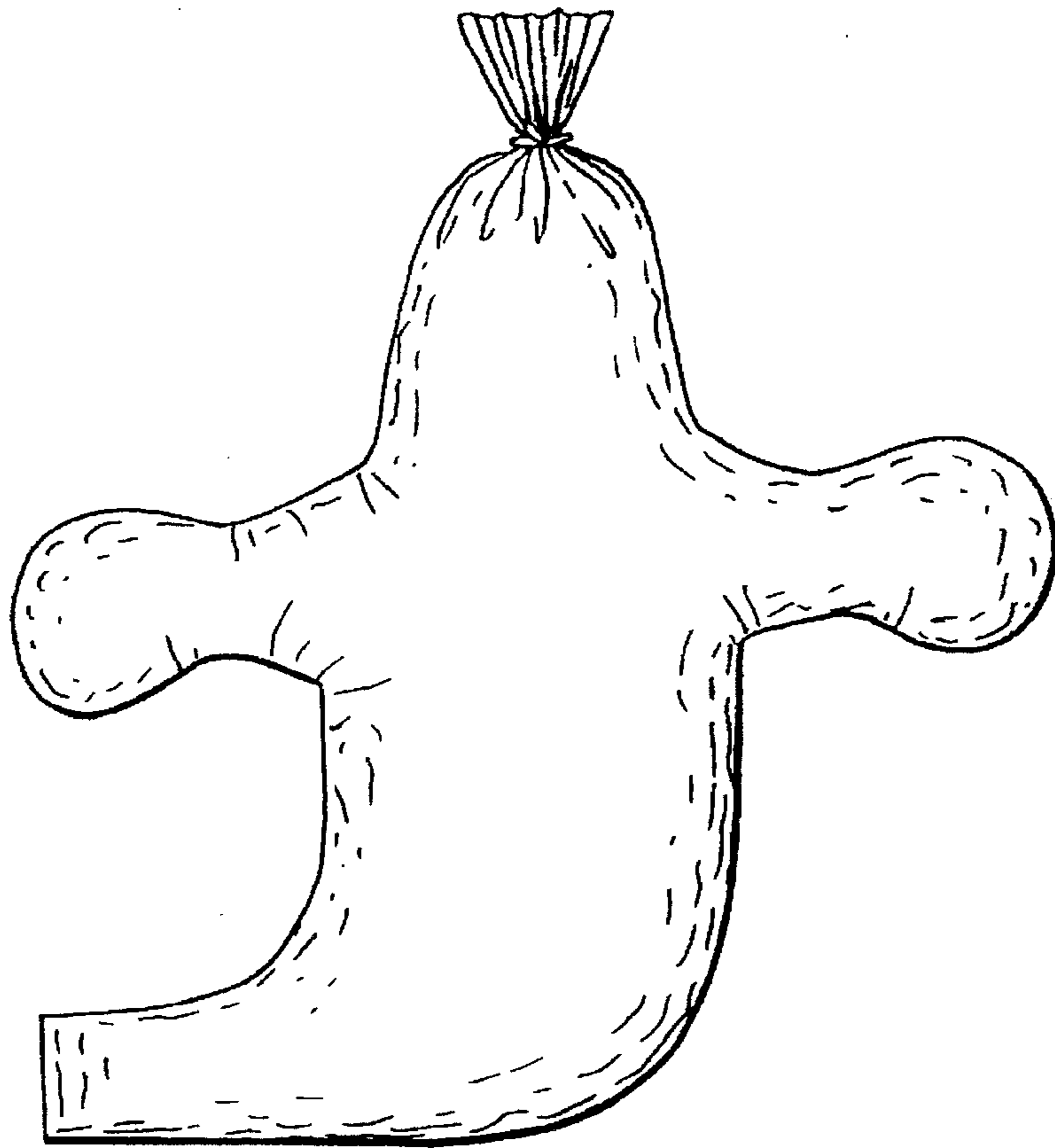


Fig. 6




Fig. 7




Fig. 9

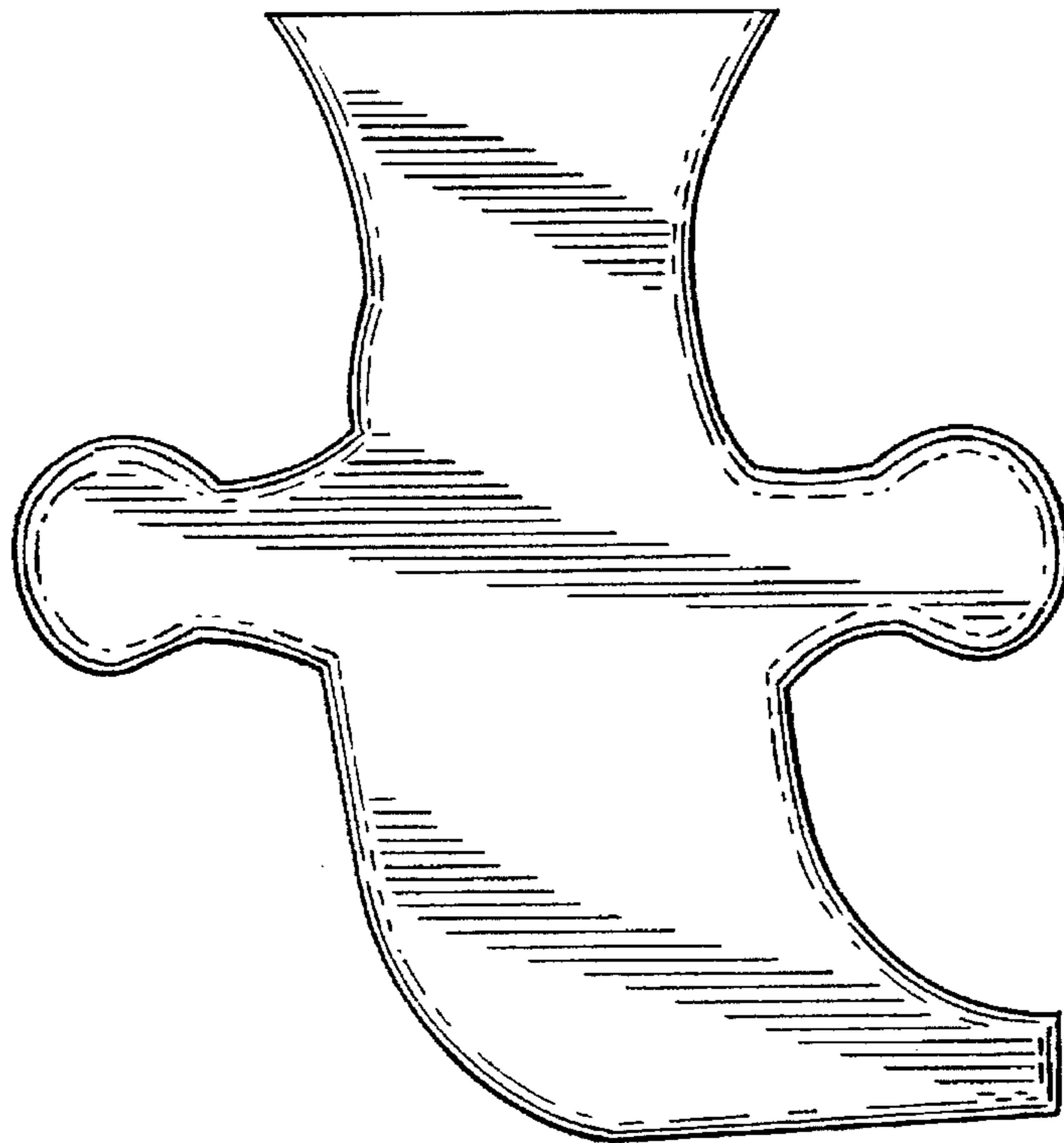


Fig. 10

Fig. 8

Fig. 11

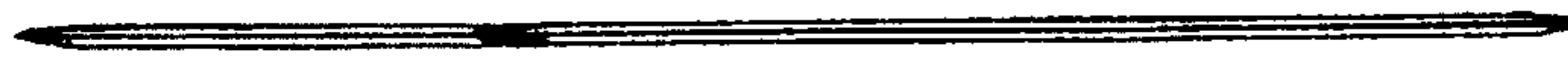


Fig. 12