



US00D381558S

United States Patent [19]

Schaefer et al.

[11] Patent Number: **Des. 381,558**

[45] Date of Patent: ****Jul. 29, 1997**

[54] **DRINKING CUP**

[75] Inventors: **Robert J. Schaefer**, Baltimore; **Alan H. Forbes**, Finksburg, both of Md.

[73] Assignee: **Sweetheart Cup Company, Inc.**, Owings Mills, Md.

[**] Term: **14 Years**

[21] Appl. No.: **48,463**

[22] Filed: **Dec. 29, 1995**

[51] **LOC (6) Cl.** **07-01**

[52] **U.S. Cl.** **D7/531; D7/523**

[58] **Field of Search** D7/534, 501, 301, D7/511, 510, 506, 512, 507, 514, 515, 529, 533, 536, 535, 623, 523, 531, 624, 530; D9/556, 520; 220/678, 671, 713

3,434,589 3/1969 Valtri et al. .

3,443,715 5/1969 Edwards D7/531 X

3,934,725 1/1976 Edwards D7/530 X

3,939,888 2/1976 Scarnato .

3,946,903 3/1976 Parker .

4,514,995 5/1985 Curtis et al. D7/624 X

4,609,113 9/1986 Seki .

4,890,757 1/1990 Robbins, III .

4,912,048 3/1990 Smith et al. .

5,005,760 4/1991 van den Hoogen .

5,201,438 4/1993 Norwood .

5,238,129 8/1993 Schick et al. .

5,246,122 9/1993 Schick et al. .

5,255,808 10/1993 Tobler .

5,269,428 12/1993 Gilbert .

5,370,250 12/1994 Gilbert .

Primary Examiner—M. N. Pandozzi
Attorney, Agent, or Firm—Nixon & Vanderhye P.C.

[57] CLAIM

The ornamental design for a drinking cup, as shown and described.

[56] References Cited

U.S. PATENT DOCUMENTS

Re. 32,379 3/1987 Touzani .

D. 107,781 1/1938 Mackeltrsh, Jr. D7/531

D. 177,550 5/1956 Bloomfield D9/556 X

D. 198,409 6/1964 Ehram .

D. 204,783 5/1966 Johnson D7/531

D. 223,678 5/1972 Adler et al. D7/530

D. 248,358 7/1978 Thomas D7/531

D. 286,000 10/1986 Bussell D7/556 X

D. 322,012 12/1991 Mercier .

D. 330,327 10/1992 Messer D9/520 X

D. 362,368 9/1995 Willbrandt .

957,267 5/1910 Sowell D7/530 X

1,466,840 9/1923 Kucera .

1,771,765 7/1930 Benson D7/531 X

2,723,779 11/1955 Parker et al. .

2,899,110 8/1959 Parker .

3,194,468 7/1965 Baron D7/530 X

DESCRIPTION

FIG. 1 is a perspective view from the bottom of the drinking cup according to this invention showing our new design therefor;

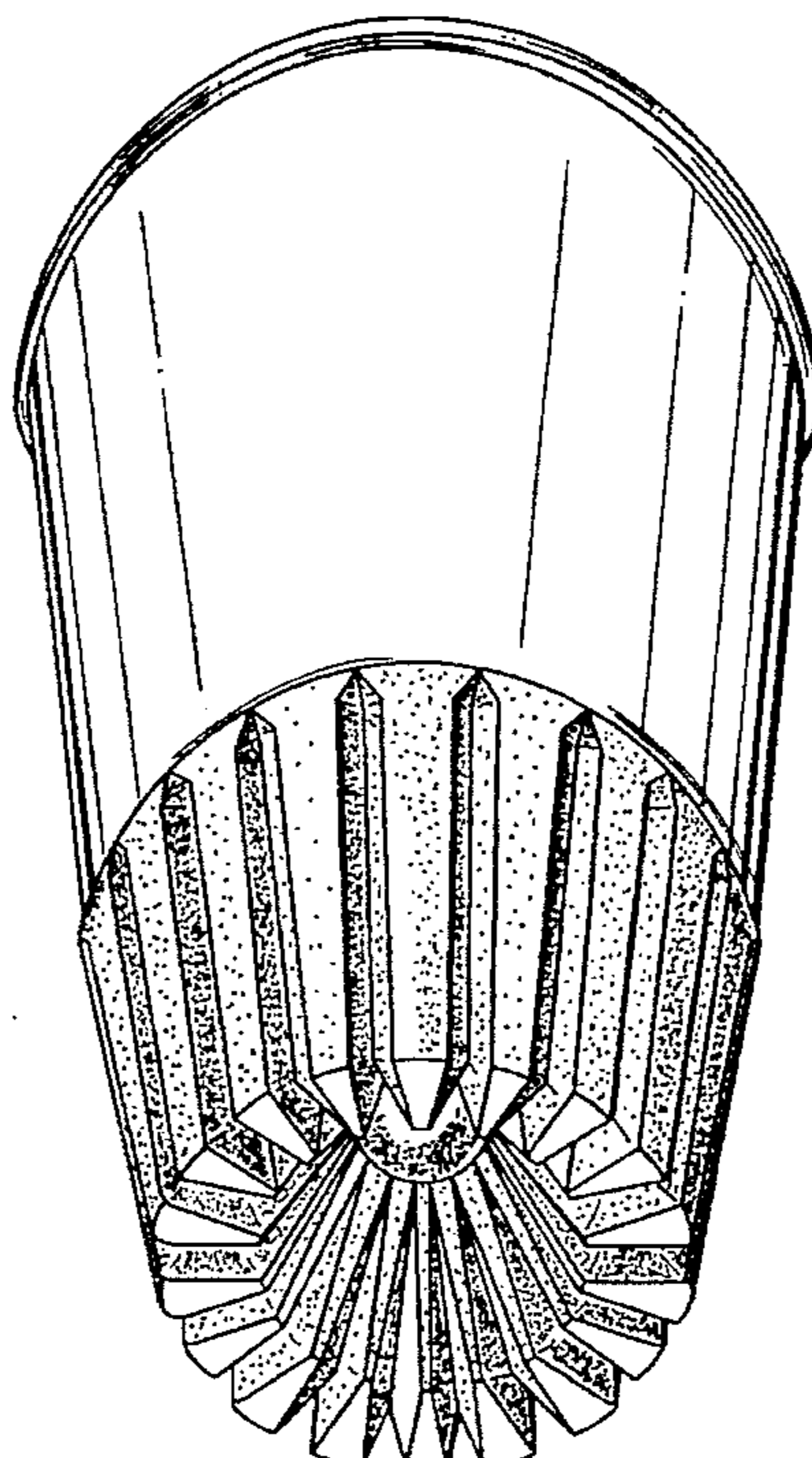
FIG. 2 is a top plan view of the drinking cup shown in FIG. 1;

FIG. 3 is a front elevational view thereof taken along line 3—3 of FIG. 2, the rear elevational view being a mirror image thereof;

FIG. 4 is a right side elevational view thereof taken along line 4—4 of FIG. 2, the left side elevational view being a mirror image thereof; and,

FIG. 5 is a bottom plan view of the drinking cup shown in FIG. 1.

1 Claim, 4 Drawing Sheets



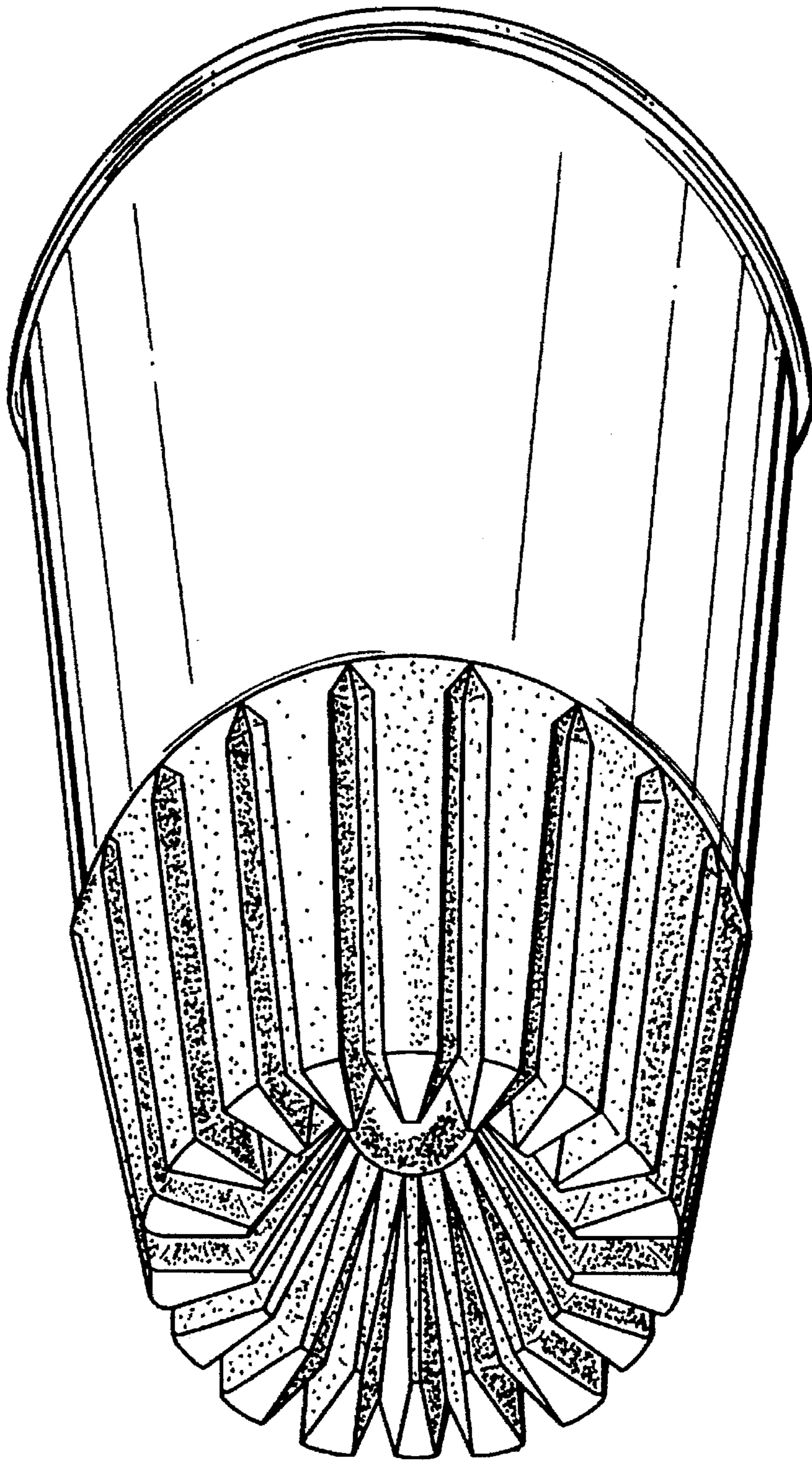


FIG. 1




FIG. 2




FIG. 5

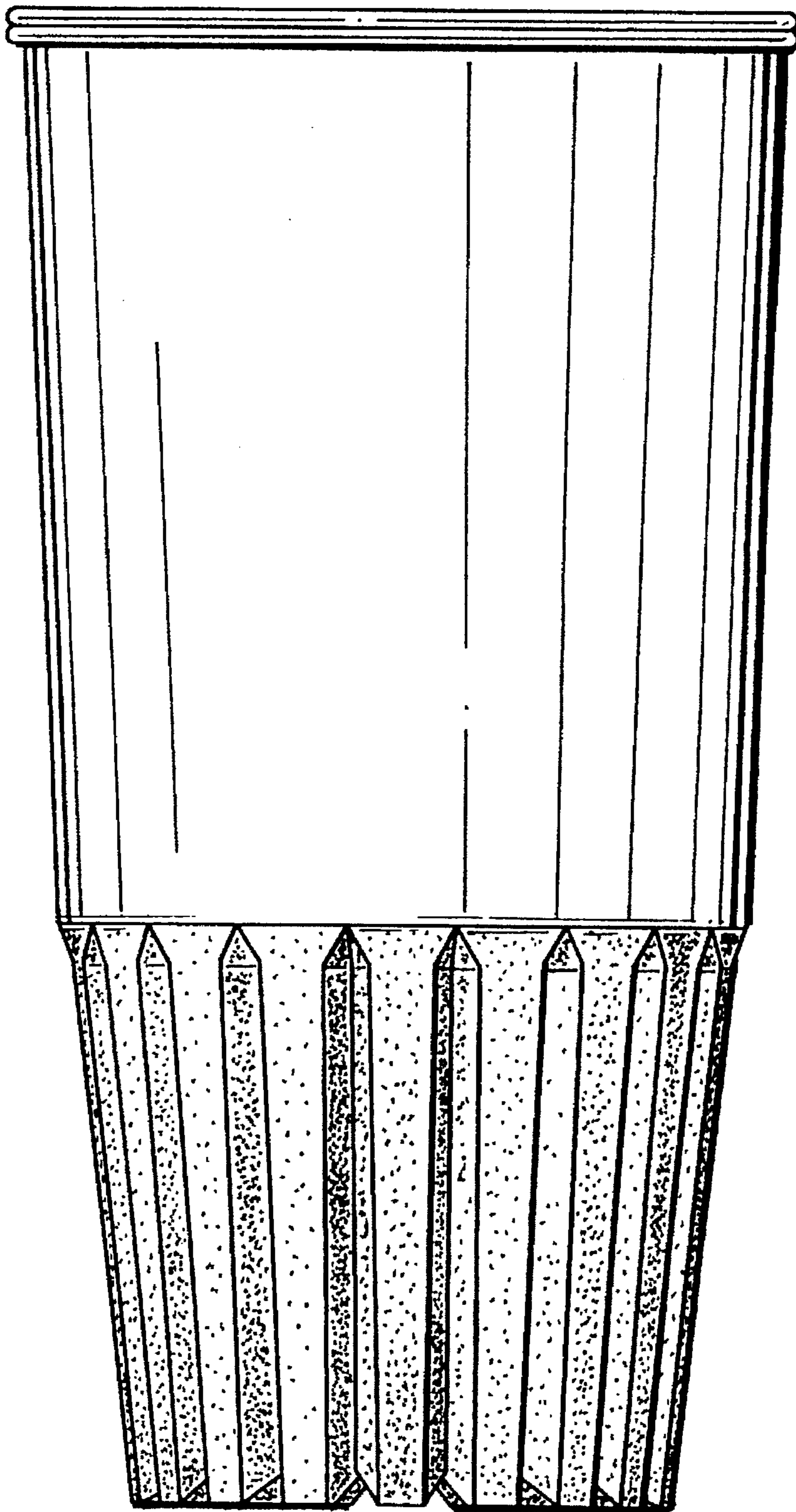


FIG. 3

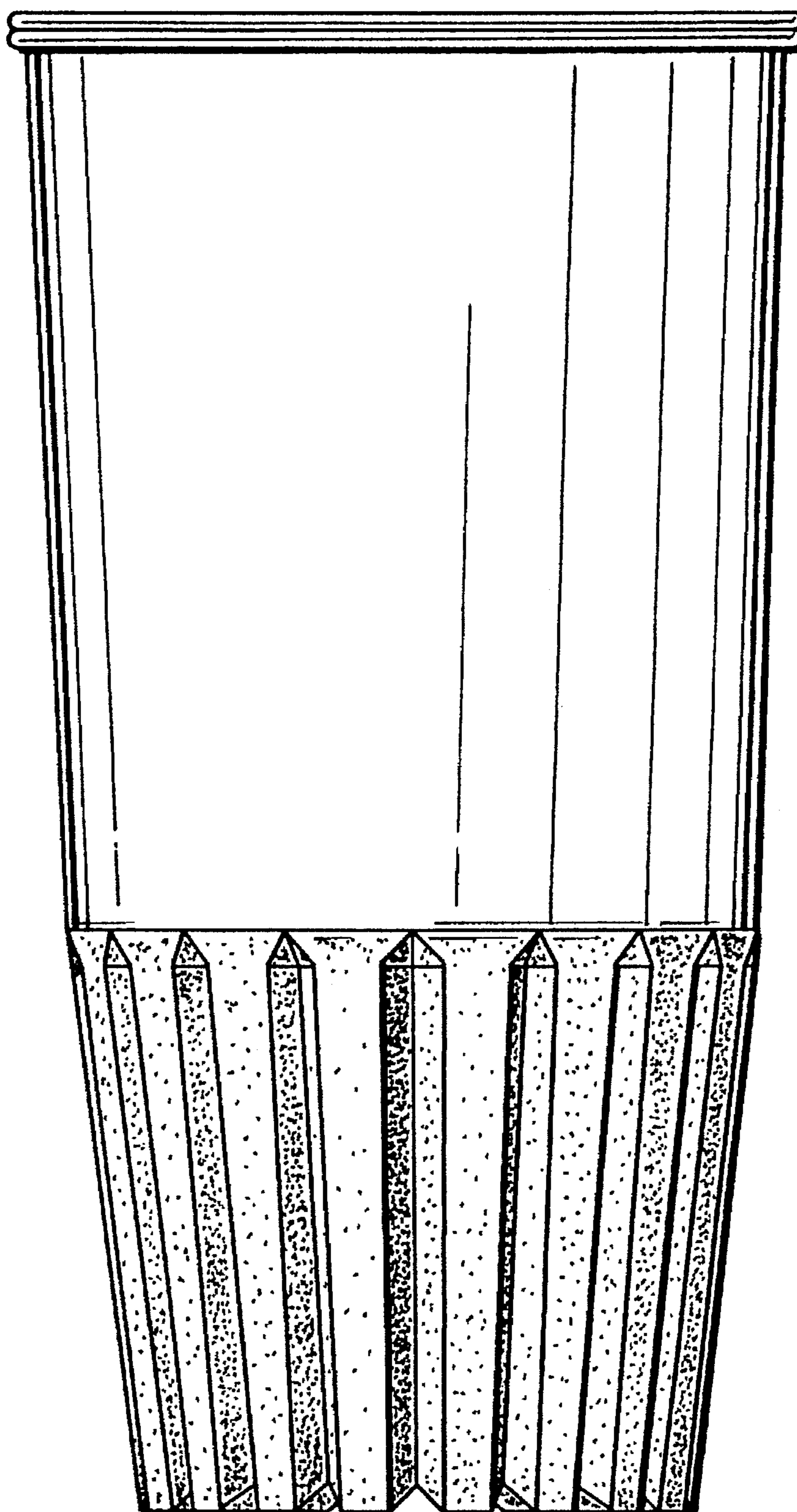


FIG. 4