



US00D381538S

United States Patent [19] Smith

[11] Patent Number: **Des. 381,538**

[45] Date of Patent: ****Jul. 29, 1997**

[54] **TOILET PAPER HOLDER**

[76] Inventor: **Wilbur Smith**, 3765 Palos Verdes Way,
South San Francisco, Calif. 94080

[**] Term: **14 Years**

[21] Appl. No.: **56,412**

[22] Filed: **Jun. 28, 1996**

[51] LOC (6) Cl. **07-07**

[52] U.S. Cl. **D6/520**

[58] Field of Search D6/518, 520, 522,
D6/523; 206/389, 391; 312/34.1, 34.4,
34.8, 34.22, 42, 45; 221/282

[56] **References Cited**

U.S. PATENT DOCUMENTS

D. 335,411	5/1993	Martens	D6/520
4,058,354	11/1977	Powaska	312/45 X
4,124,259	11/1978	Harris	312/34.22 X
4,199,078	4/1980	Ramirez	312/34.22 X

Primary Examiner—Brian N. Vinson
Attorney, Agent, or Firm—Janis Biksa

[57] **CLAIM**

The ornamental design for a toilet paper holder, as shown and described.

DESCRIPTION

FIG. 1 is a front elevational view of a toilet paper holder showing my new design;

FIG. 2 is a right side elevational view thereof, the left side being a mirror image of that shown;

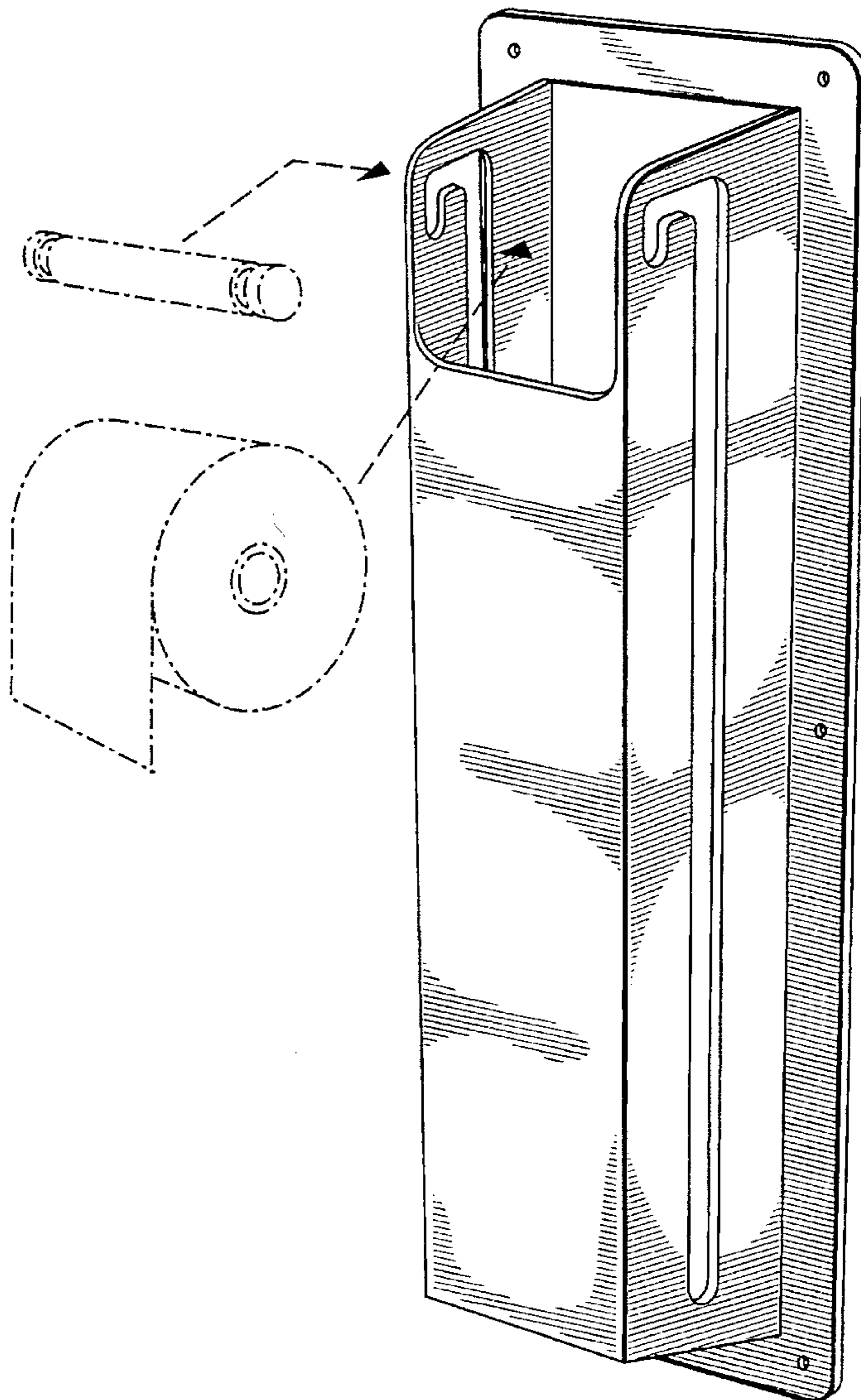
FIG. 3 is a rear elevational view thereof;

FIG. 4 is a top plan view thereof;

FIG. 5 is a bottom plan view thereof; and,

FIG. 6 is a top, front, and right side perspective view thereof, with the broken-line disclosure of a toilet paper roll, spindle, and directional arrows being for illustrative purposes only and forming no part of the claimed design.

1 Claim, 3 Drawing Sheets



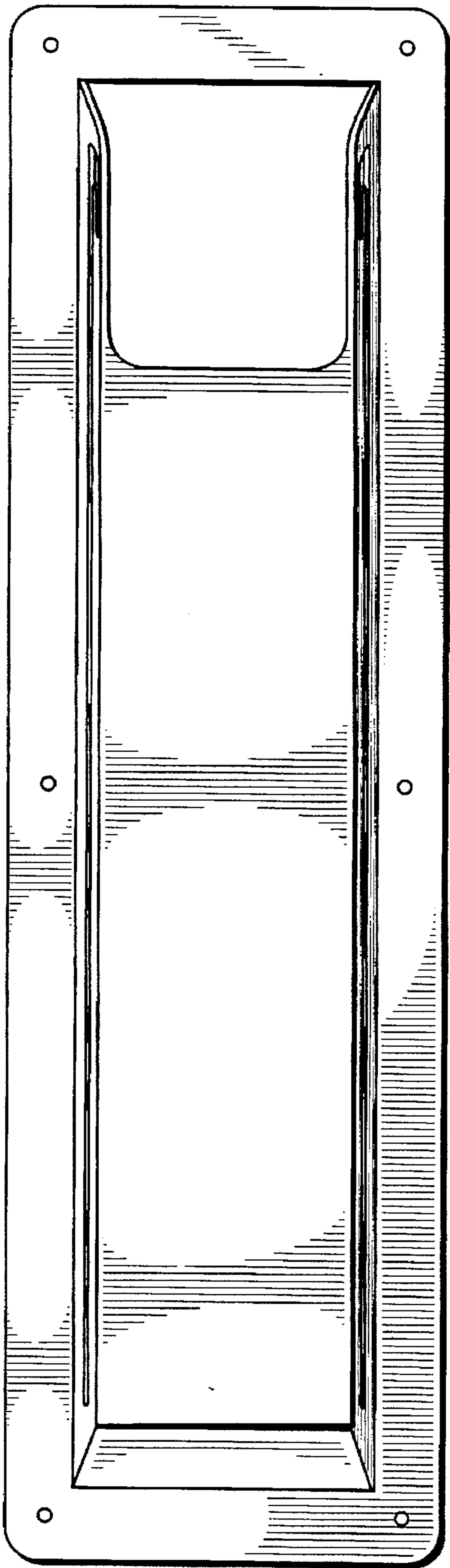


Fig. 1




Fig. 2

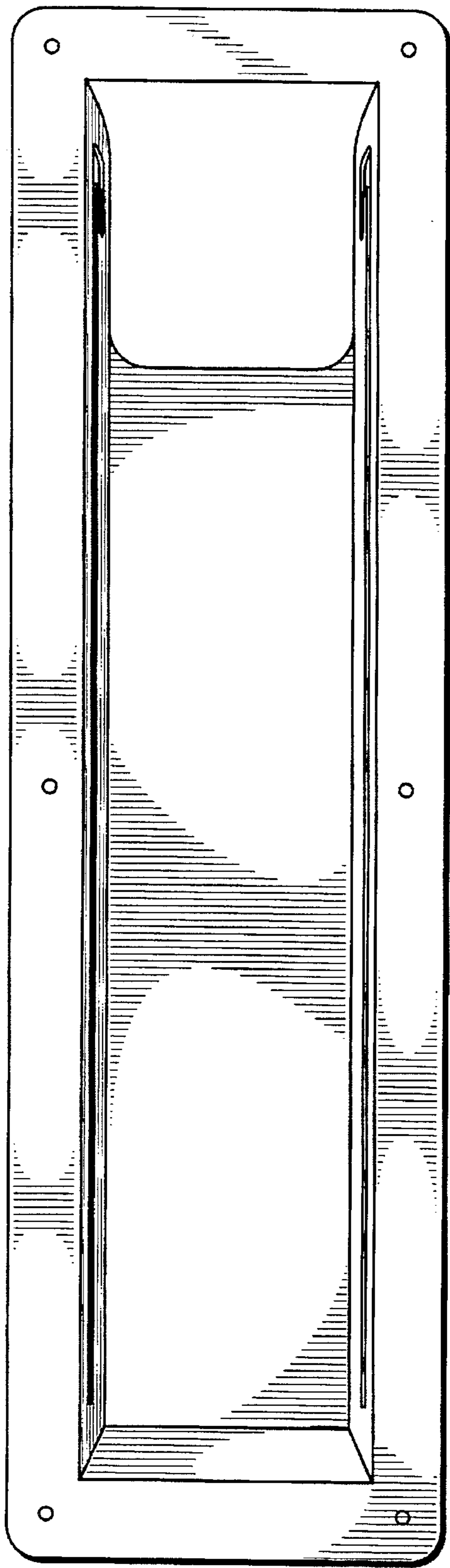


Fig. 3




Fig. 4




Fig. 5

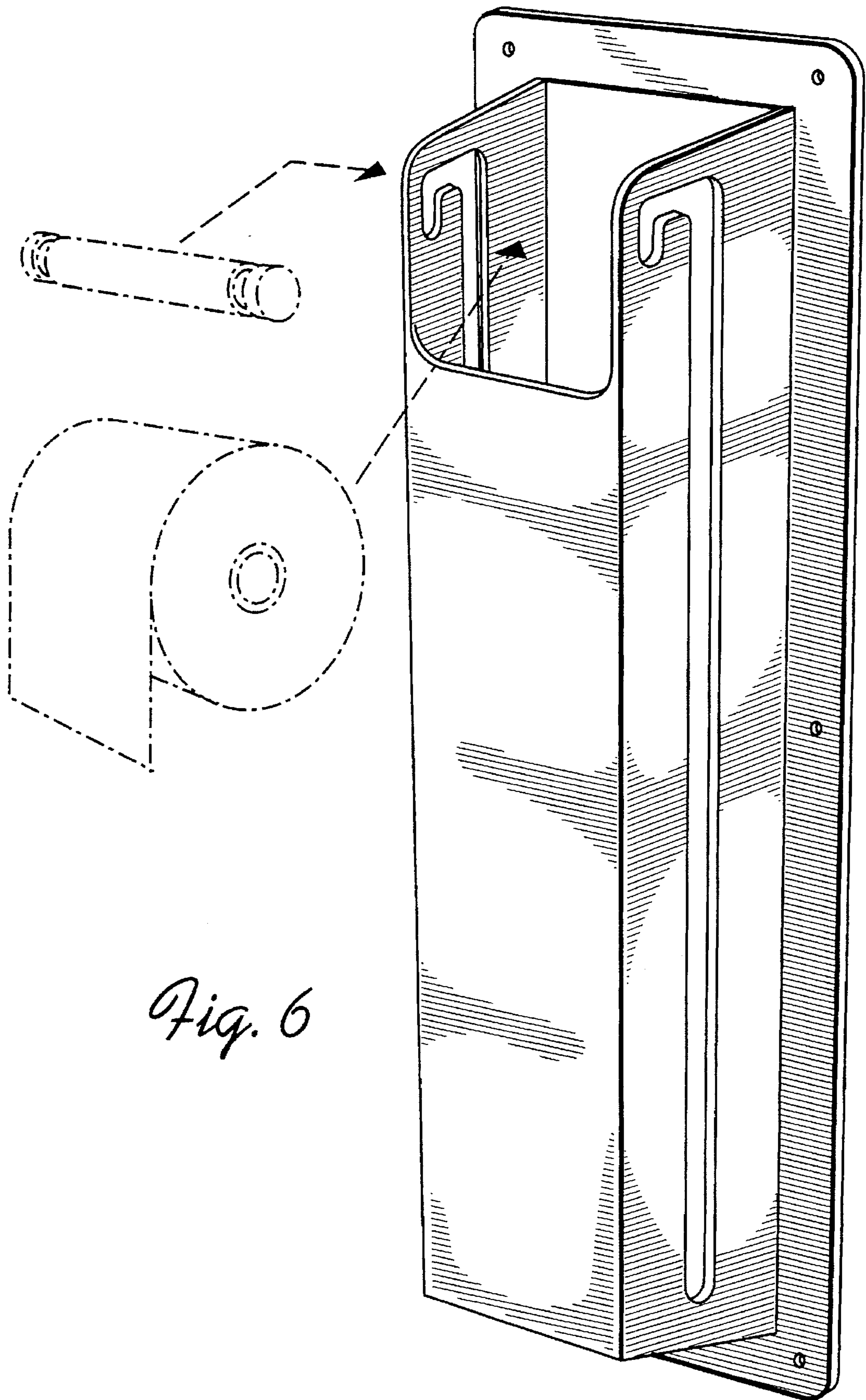


Fig. 6