



US00D381534S

United States Patent [19] Garneau

[11] Patent Number: **Des. 381,534**

[45] Date of Patent: ****Jul. 29, 1997**

[54] **STORAGE DEVICE**

[76] Inventor: **Martha R. Garneau**, 43 Forest Hill Crescent, Fonthill, Ontario, Canada, L0S 1E1

[**] Term: **14 Years**

[21] Appl. No.: **45,369**

[22] Filed: **Oct. 18, 1995**

[30] **Foreign Application Priority Data**

May 4, 1995 [CA] Canada 1995-0955

[51] LOC (6) Cl. **20-02**

[52] U.S. Cl. **D6/457**

[58] Field of Search D6/457, 462, 466, D6/467, 411, 415; 211/13, 86, 181, 196, 89, 205, 112, 107, 194, 30-33; 40/658, 666, 124, 659, 124.2, 124.4; 248/175, 176.1, 165, 159, 121, 188.1, 218.4

[56] **References Cited**

U.S. PATENT DOCUMENTS

D. 222,277 10/1971 Kraus D6/411
D. 241,193 8/1976 Salcer D6/457

D. 313,904 1/1991 Nyman et al. D6/457
D. 369,252 4/1996 Solomon-Wise D6/457
4,461,387 7/1984 Belokin, Jr. 211/89 X
5,115,921 5/1992 Lavelle 211/89 X

Primary Examiner—James Gandy
Assistant Examiner—Linda Brooks
Attorney, Agent, or Firm—Watson Cole Stevens Davis, P.L.L.C.

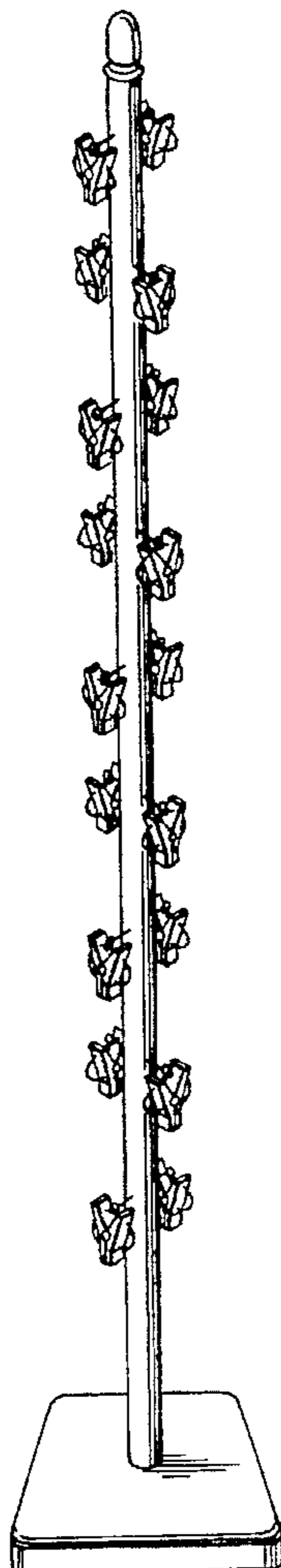
[57] **CLAIM**

The ornamental design for a storage device, as shown and described.

DESCRIPTION

FIG. 1 is a front elevation view of a storage device showing my new design, the rear elevation being identical thereto; FIG. 2 is a right side elevation view of a storage device showing my new design, the left side elevation being identical thereto; FIG. 3 is a top view of a storage device showing my new design; FIG. 4 is an underside view of a storage device showing my new design; and, FIG. 5 is a perspective view of a storage device showing my new design.

1 Claim, 1 Drawing Sheet



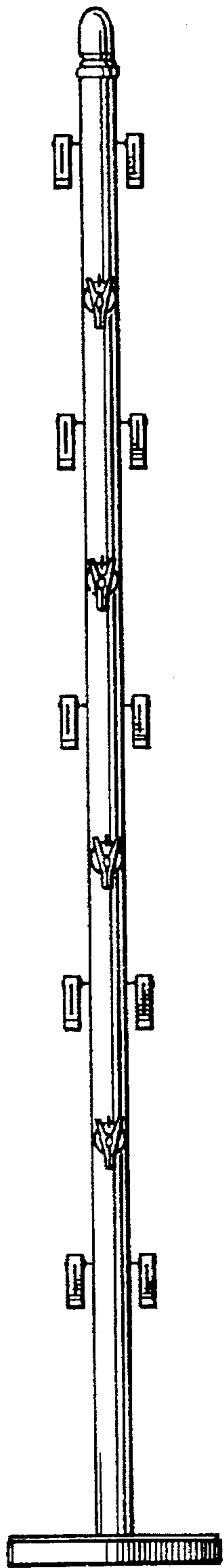


FIG. 1

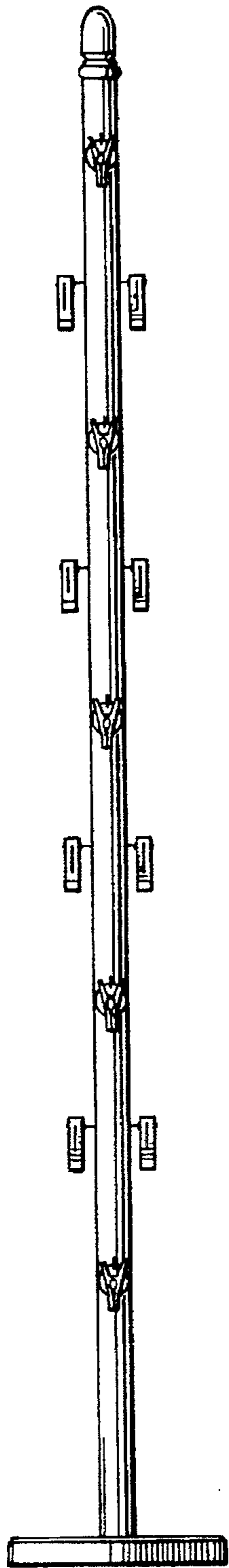


FIG. 2




FIG. 3

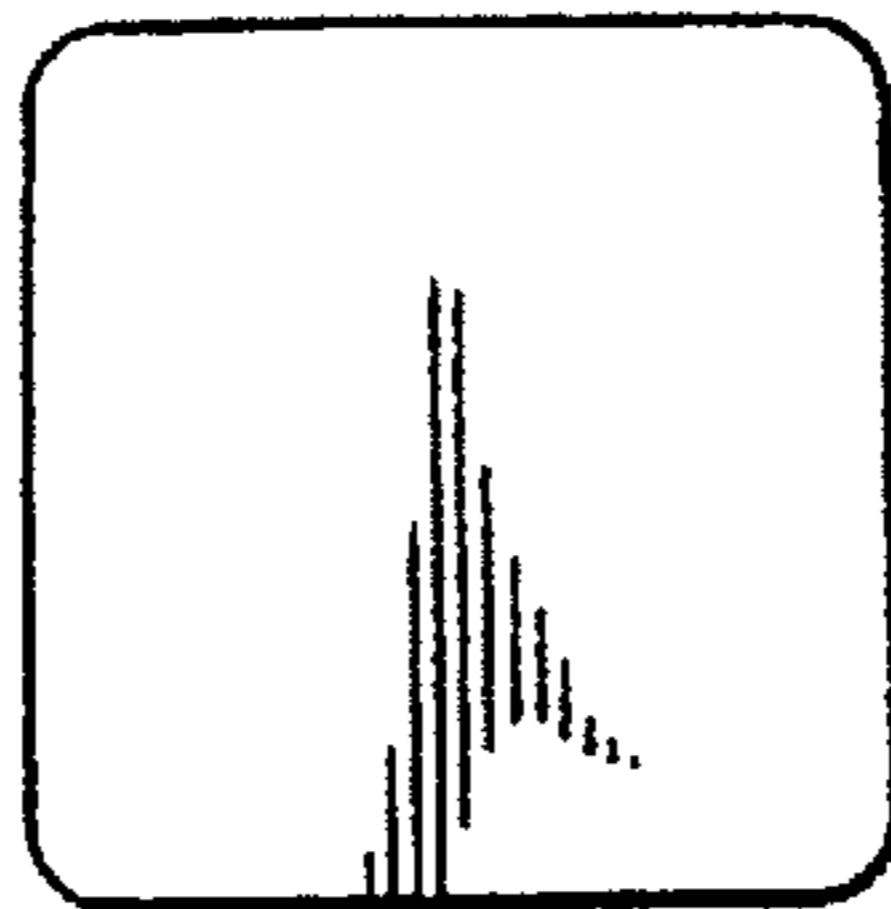


FIG. 4

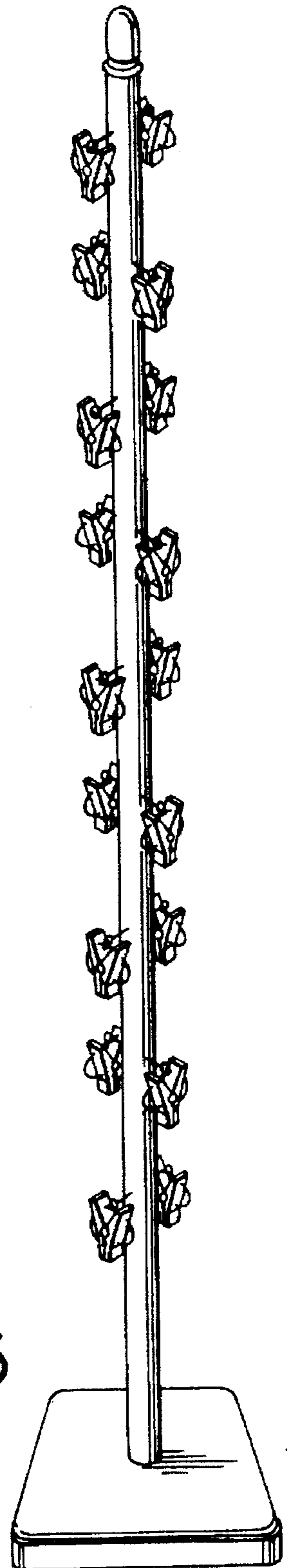


FIG. 5