



US00D381531S

# United States Patent [19]

Mohundro

[11] Patent Number: **Des. 381,531**

[45] Date of Patent: **\*\*Jul. 29, 1997**

[54] **JEWELRY ARMOIRE**

[76] Inventor: **James Glenn Mohundro**, 3F-4, No. 161 Kung-I Road, Taichung 403, Taiwan

[\*\*] Term: **14 Years**

[21] Appl. No.: **52,842**

[22] Filed: **Apr. 10, 1996**

[51] LOC (6) Cl. .... **06-04**

[52] U.S. Cl. .... **D6/445; D6/440**

[58] Field of Search ..... D6/396, 397, 432-448; 312/204, 325, 257, 227, 293; D3/273-275, 294-297, 903

[56] **References Cited**

**U.S. PATENT DOCUMENTS**

D. 84,471	6/1931	French	.....	D6/446 X
D. 200,475	3/1965	Fortson	.....	D6/440
D. 301,416	6/1989	Powell	.....	D6/440

D. 306,102	2/1990	Yau Kee	.....	D6/440
D. 314,291	2/1991	Powell	.....	D6/440
D. 319,153	8/1991	Powell	.....	D6/440
D. 331,161	11/1992	Liao	.....	D6/433
D. 363,177	10/1995	Mohundro	.....	D6/440
1,242,916	10/1917	Brooks	.....	312/201

*Primary Examiner*—Carmen H. Vales-Lado


[57] **CLAIM**

The ornamental design for a jewelry armoire, as shown.

**DESCRIPTION**

FIG. 1 is a perspective view of a jewelry armoire showing my new design;  
FIG. 2 is a front elevational view thereof;  
FIG. 3 is a rear elevational view thereof;  
FIG. 4 is a left side elevational view thereof;  
FIG. 5 is a top plan view thereof; and,  
FIG. 6 is a bottom plan view thereof.

**1 Claim, 5 Drawing Sheets**






FIG. 1

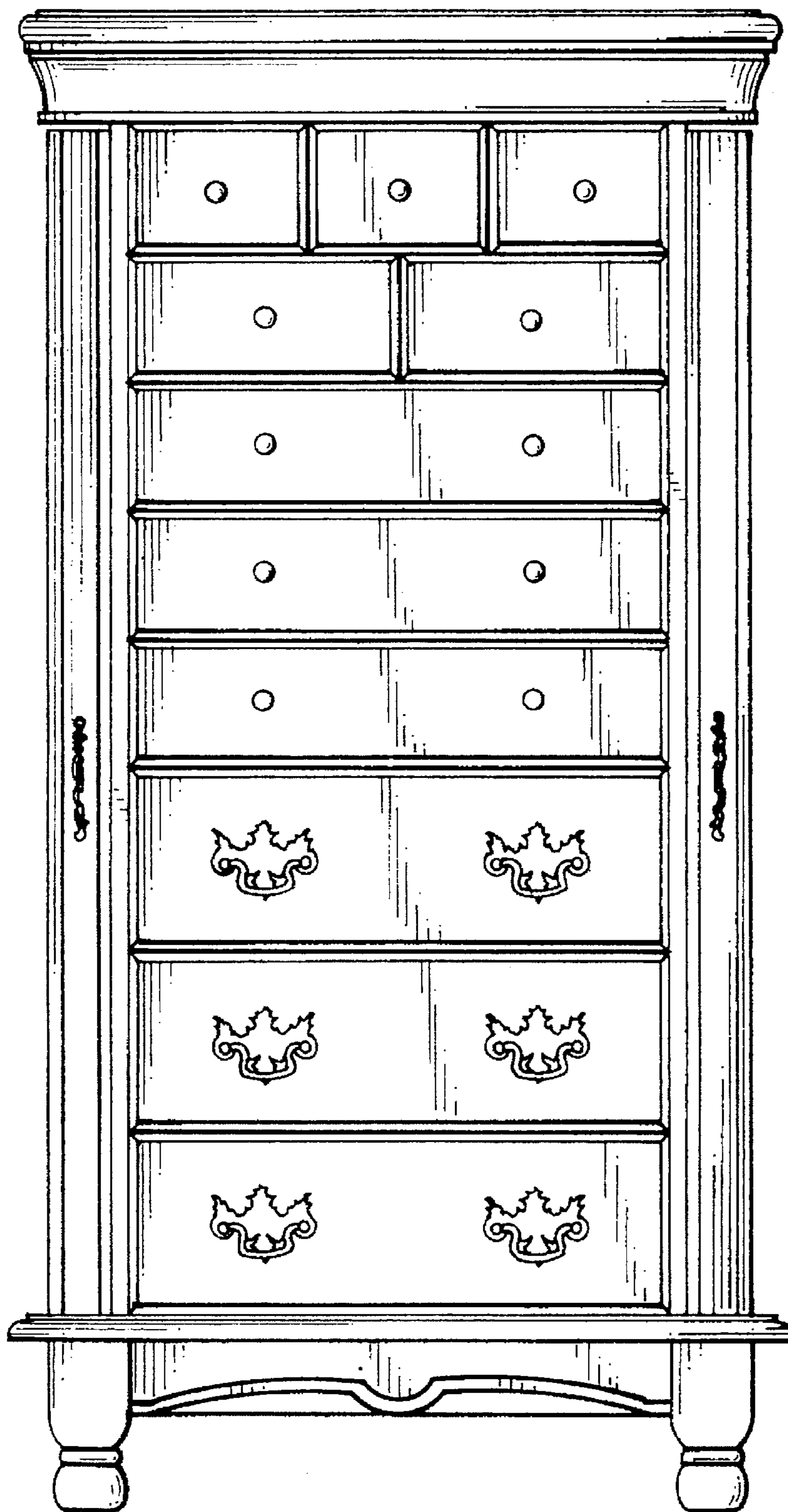


FIG. 2

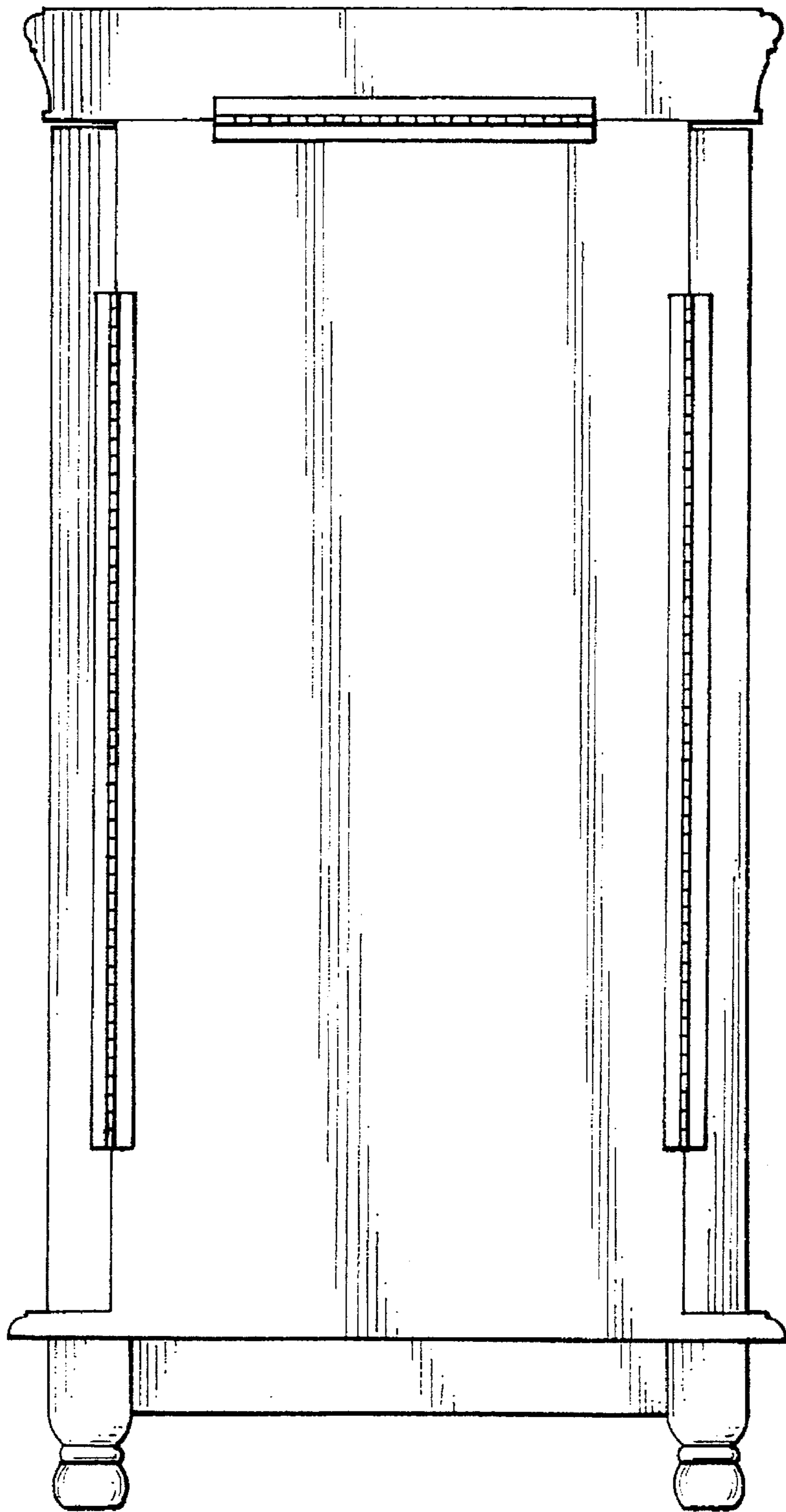


FIG. 3




FIG. 4

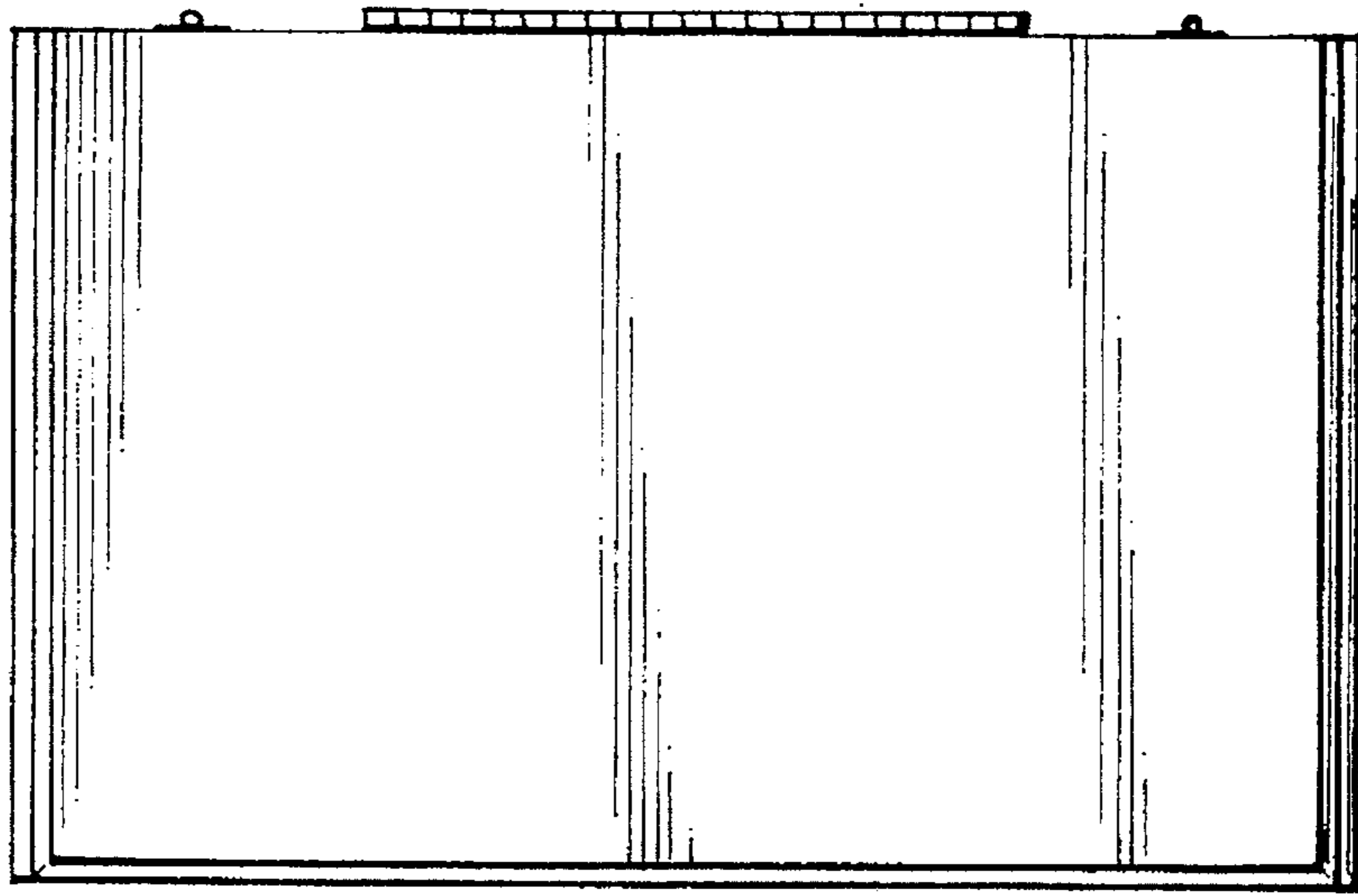


FIG. 5

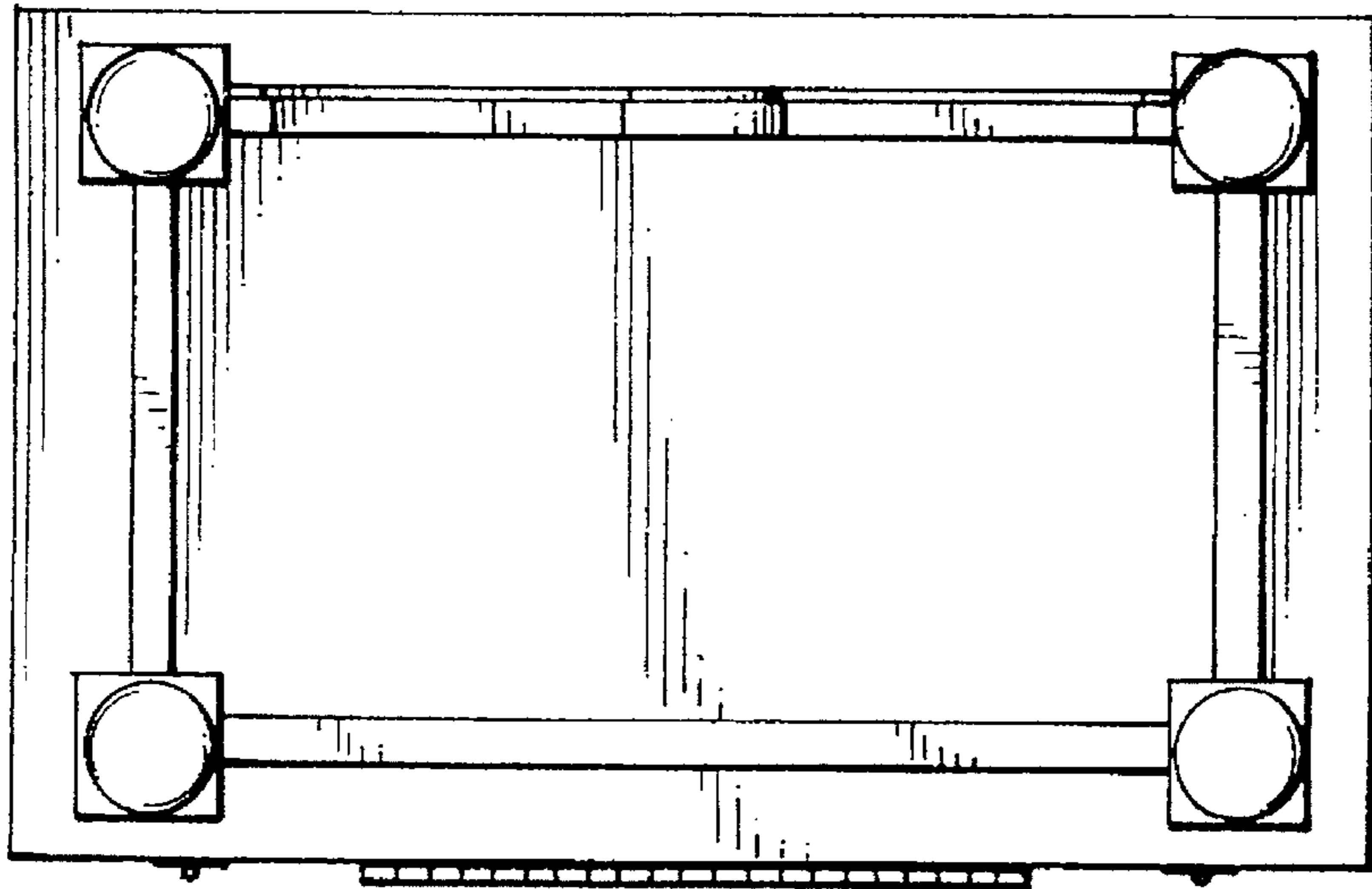


FIG. 6