



US00D381506S

United States Patent [19]
Roeder

[11] **Patent Number: Des. 381,506**
[45] **Date of Patent: **Jul. 29, 1997**

[54] **PURSE**

[75] **Inventor: Lee Barton Roeder, New York, N.Y.**

[73] **Assignee: Sara Lee Corporation, Winston-Salem, N.C.**

[**] **Term: 14 Years**

[21] **Appl. No.: 45,308**

[22] **Filed: Oct. 16, 1995**

[51] **LOC (6) Cl. 03-01**

[52] **U.S. Cl. D3/245; D3/246**

[58] **Field of Search D3/201, 226, 232, D3/233, 243, 245, 246, 283, 292, 293, 307, 900, 901; 150/103, 104, 106, 107, 108, 110, 112, 113, 117, 128, 143; 190/103, 109, 111, 903; 383/2, 4; 220/326**

[56] **References Cited**

U.S. PATENT DOCUMENTS

D. 280,864	10/1985	Allen	D3/901	X
D. 280,867	10/1985	Allen	D3/900	X
D. 287,428	12/1986	Knoepke	D3/52	
D. 293,509	1/1988	Kim	D3/283	
D. 324,770	3/1992	Dixsaut	D3/50	
D. 324,771	3/1992	Dixsaut	D3/52	
2,316,328	4/1943	Guenther et al.	.		
4,161,201	7/1979	Carp	150/113	X
5,294,029	3/1994	Shimura et al.	150/108	X

OTHER PUBLICATIONS

Luggage and Leather Goods, Feb. 1973, p. 75, "Manbag", right bottom corner of page.

Coach Taylor Zip, believed to be prior art.

Coach Zip Around Wallet Clutch #7241, believed to be prior art.

Coach Carnival Bag, believed to be prior art.

Coach Carson Zip No. 9939, believed to be prior art.

Coach Mitchel Zip No. 9938, believed to be prior art.

Coach Hadley Zip No. 9935, believed to be prior art.

Coach Lewiston Bag No. 9931, believed to be prior art.

Coach Handle Clutch No. 9834, believed to be prior art.

Coach Mitchell Zip Replacement No. 9968, believed to be prior art.

Coach Kit Bag No. 9973, believed to be prior art.

Coach Overnight Travel Case No. 510, believed to be prior art.

Coach Document No. 5225, believed to be prior art.

Primary Examiner—Louis S. Zarfes

Assistant Examiner—Monica A. Weingart

Attorney, Agent, or Firm—Rhodes, Coats & Bennett, L.L.P.

[57] **CLAIM**

The ornamental design for a purse, as shown and described.

DESCRIPTION

FIG. 1 is a front perspective view of a purse showing my new design; the broken line showing a shoulder strap is for illustrating environmental elements only;

FIG. 2 is a front elevational view thereof;

Fig. 3 is a left end elevational view thereof;

FIG. 4 is a right end elevational view thereof;

FIG. 5 is a rear elevational view thereof;

FIG. 6 is a top view thereof;

FIG. 7 is a bottom view thereof; and,

FIG. 8 is a front perspective view thereof, with the purse in the open position.

The broken lines shown on the purse represent conventional stitching.

1 Claim, 4 Drawing Sheets

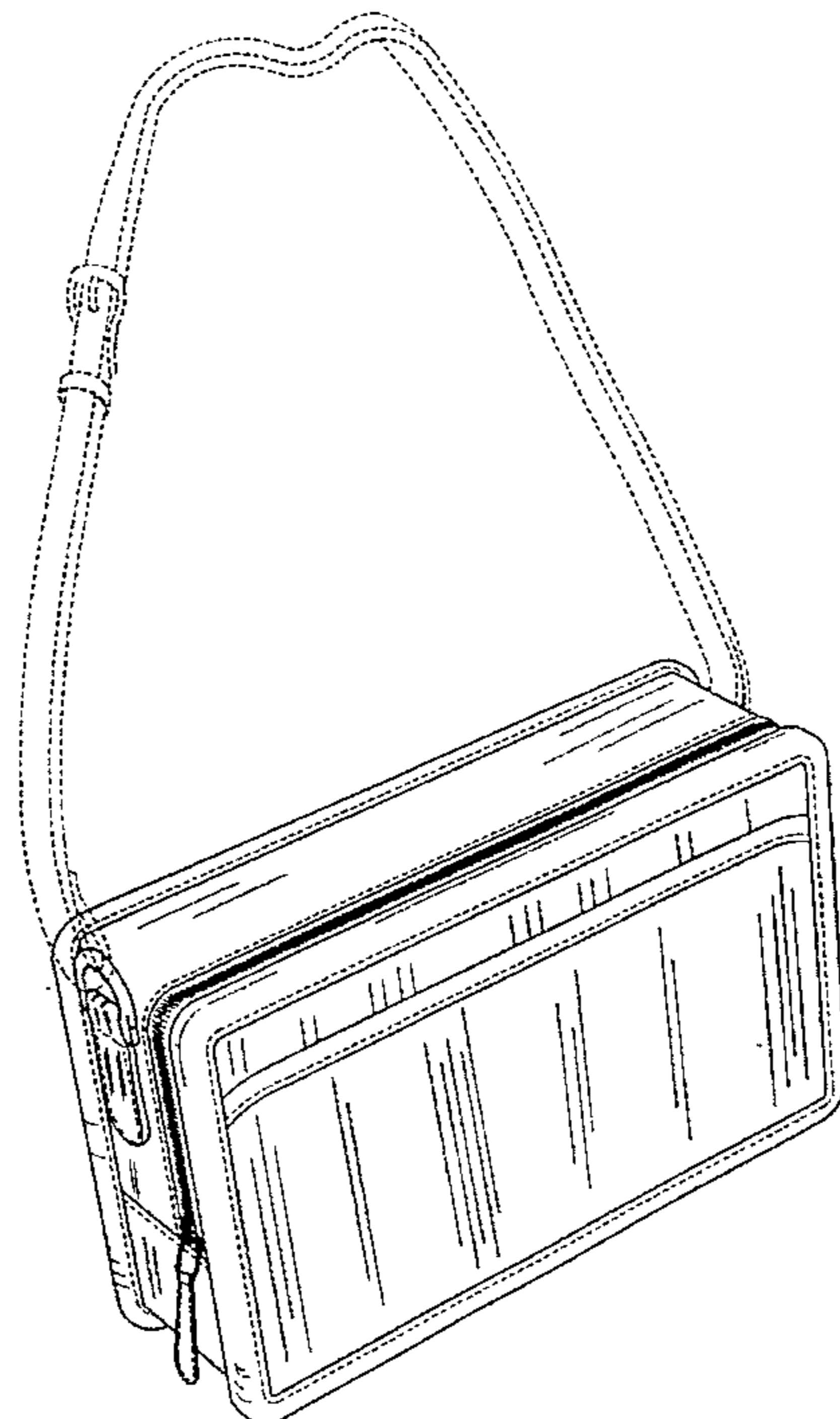




FIG. 1

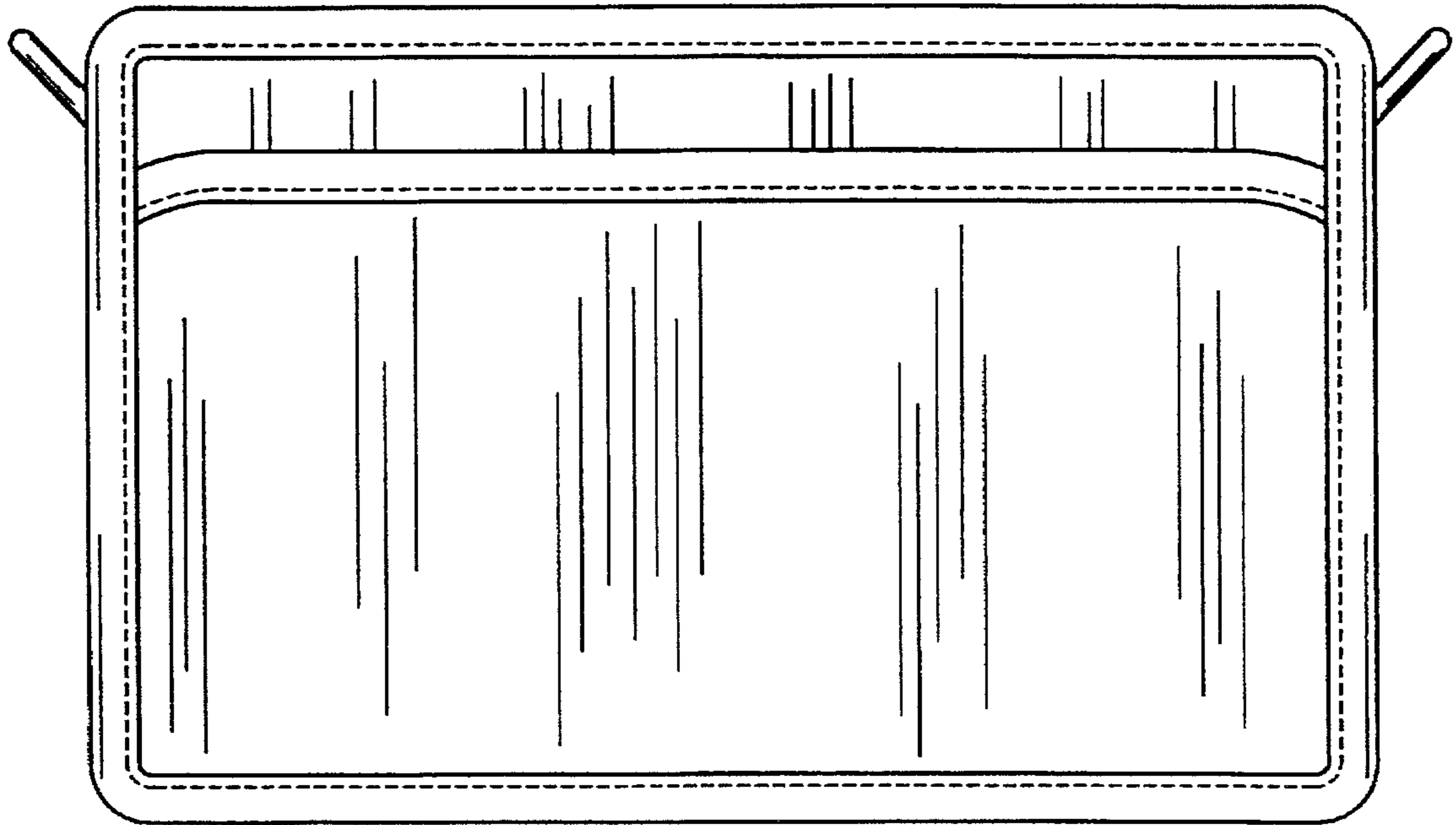


FIG. 2

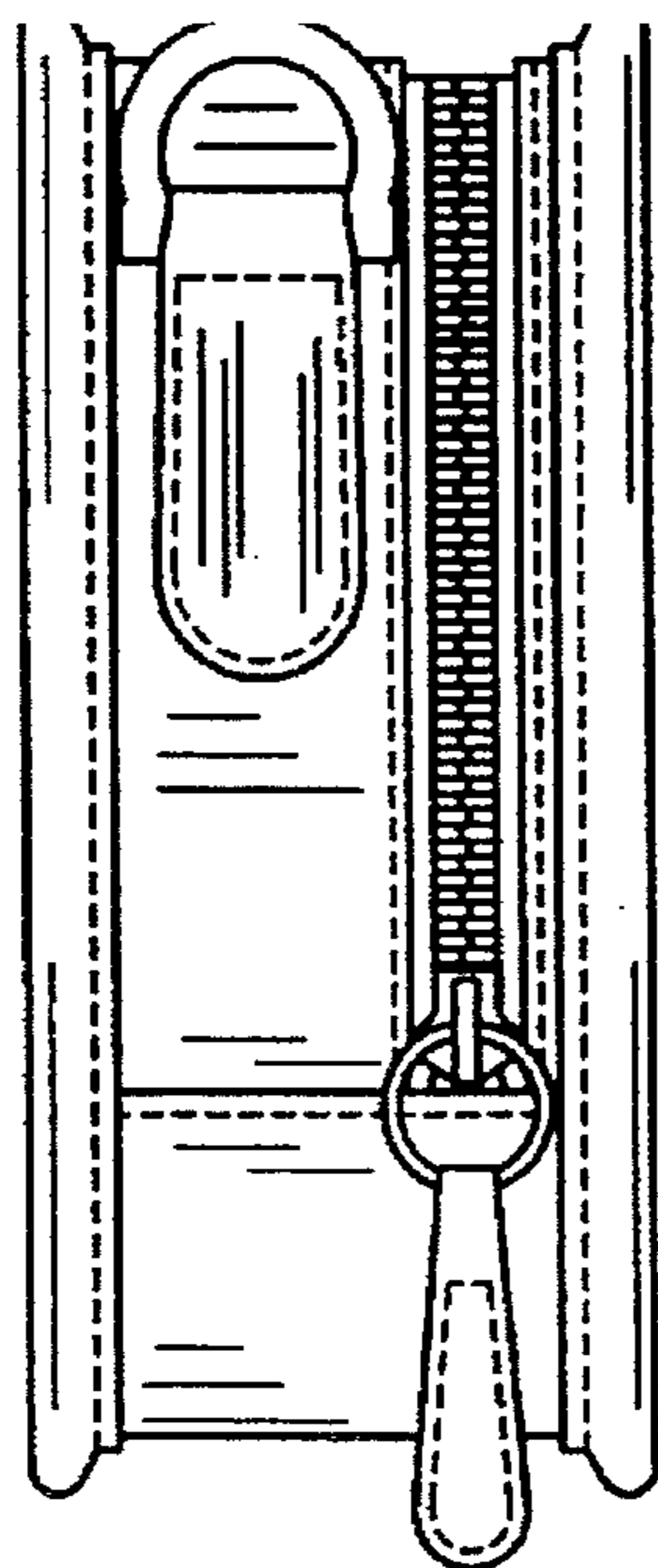


FIG. 3

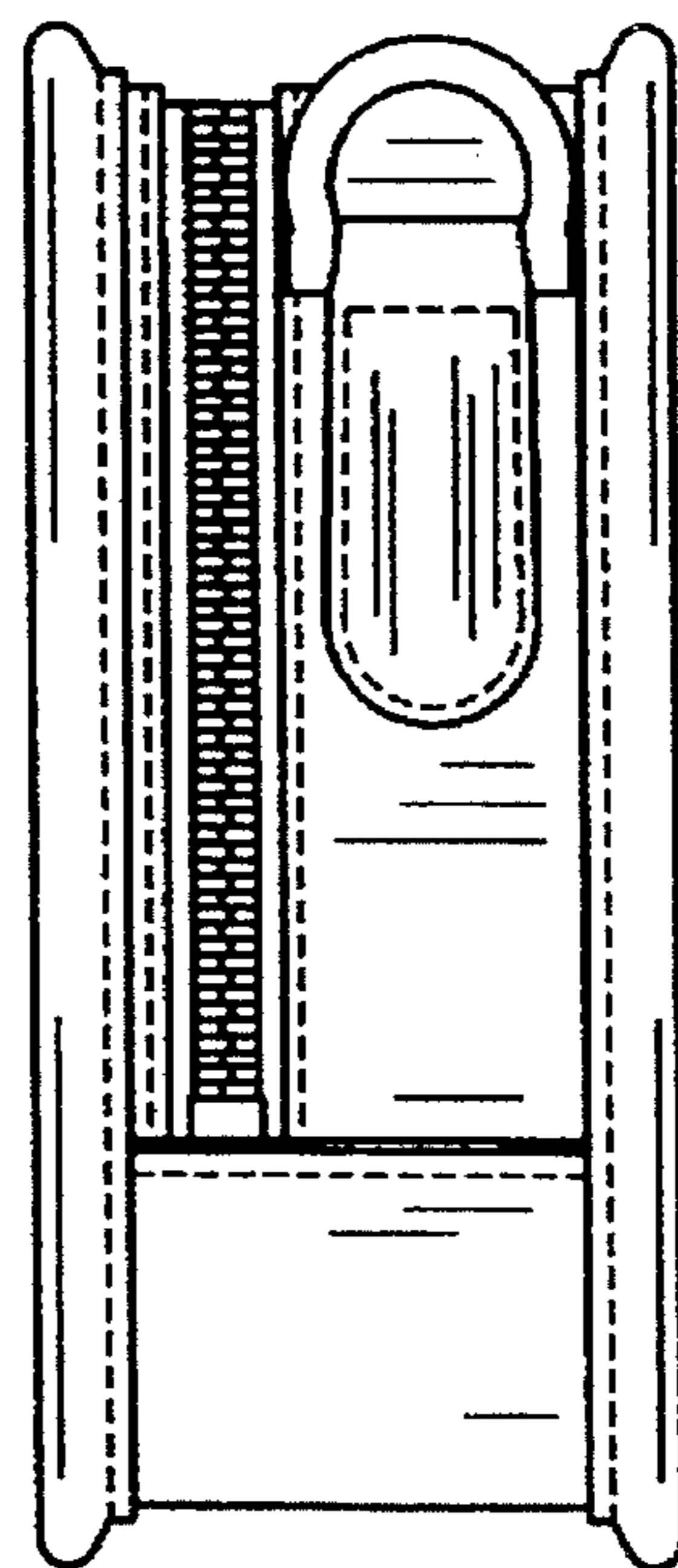


FIG. 4

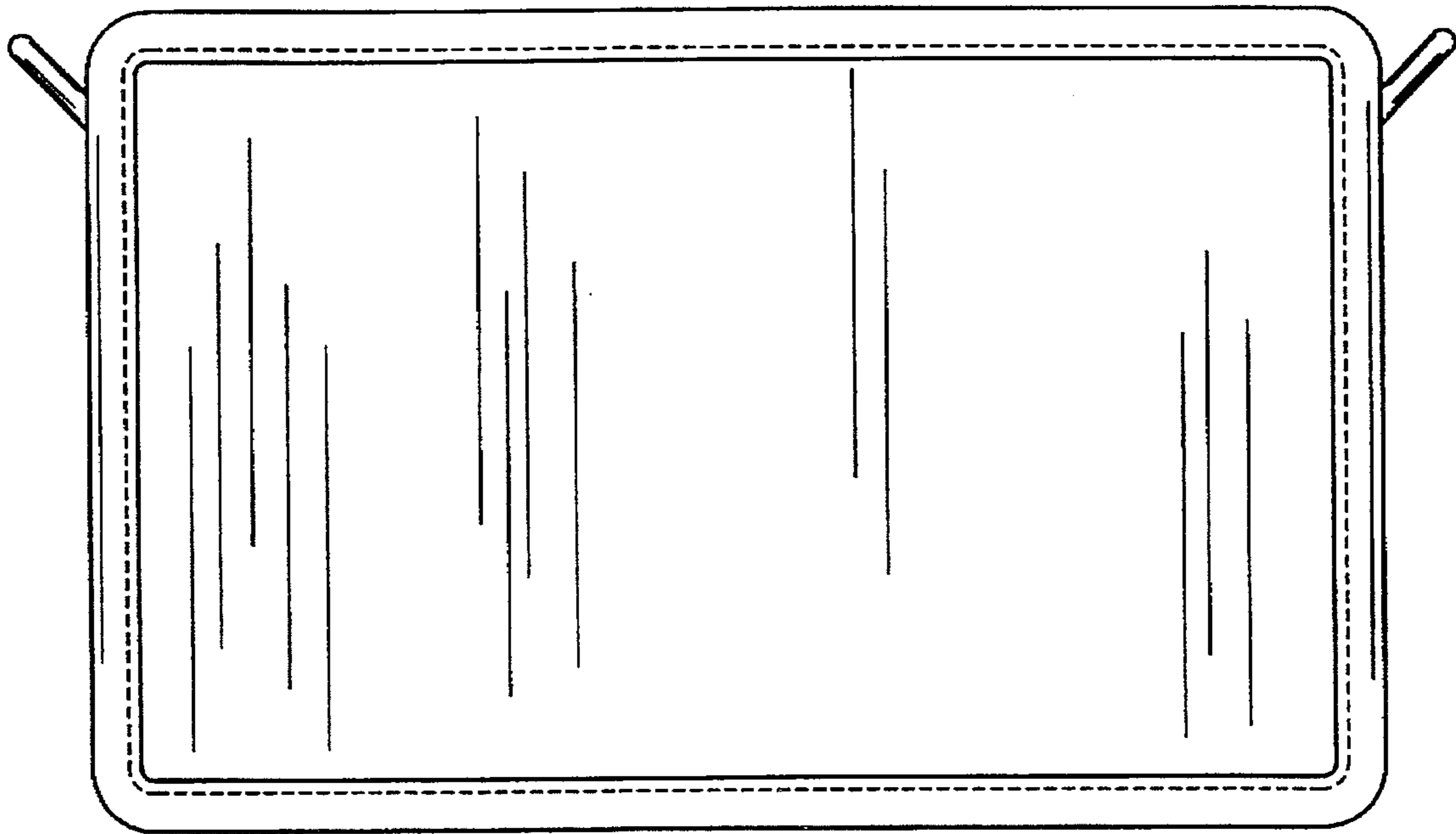


FIG. 5

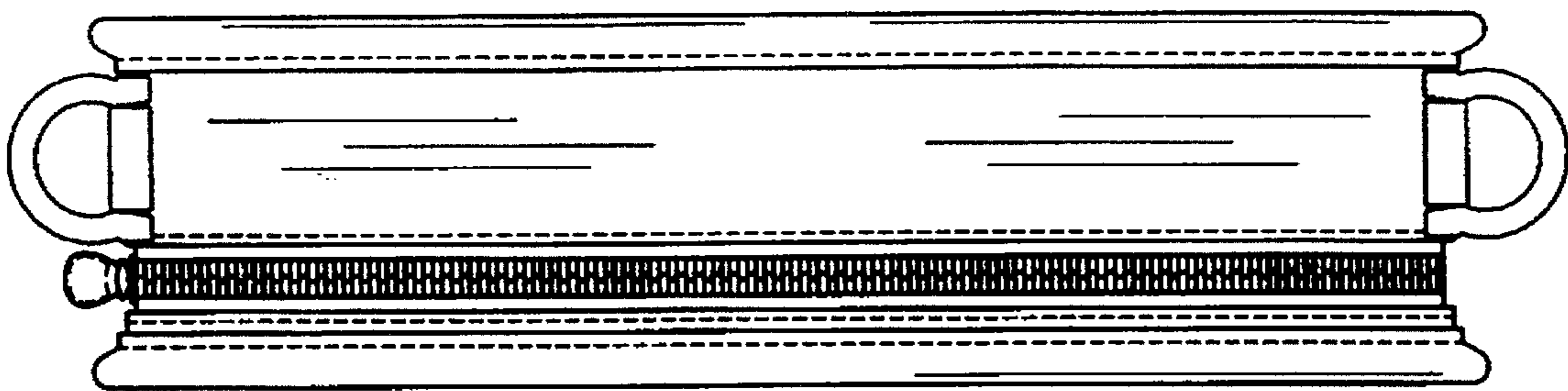


FIG. 6




FIG. 7

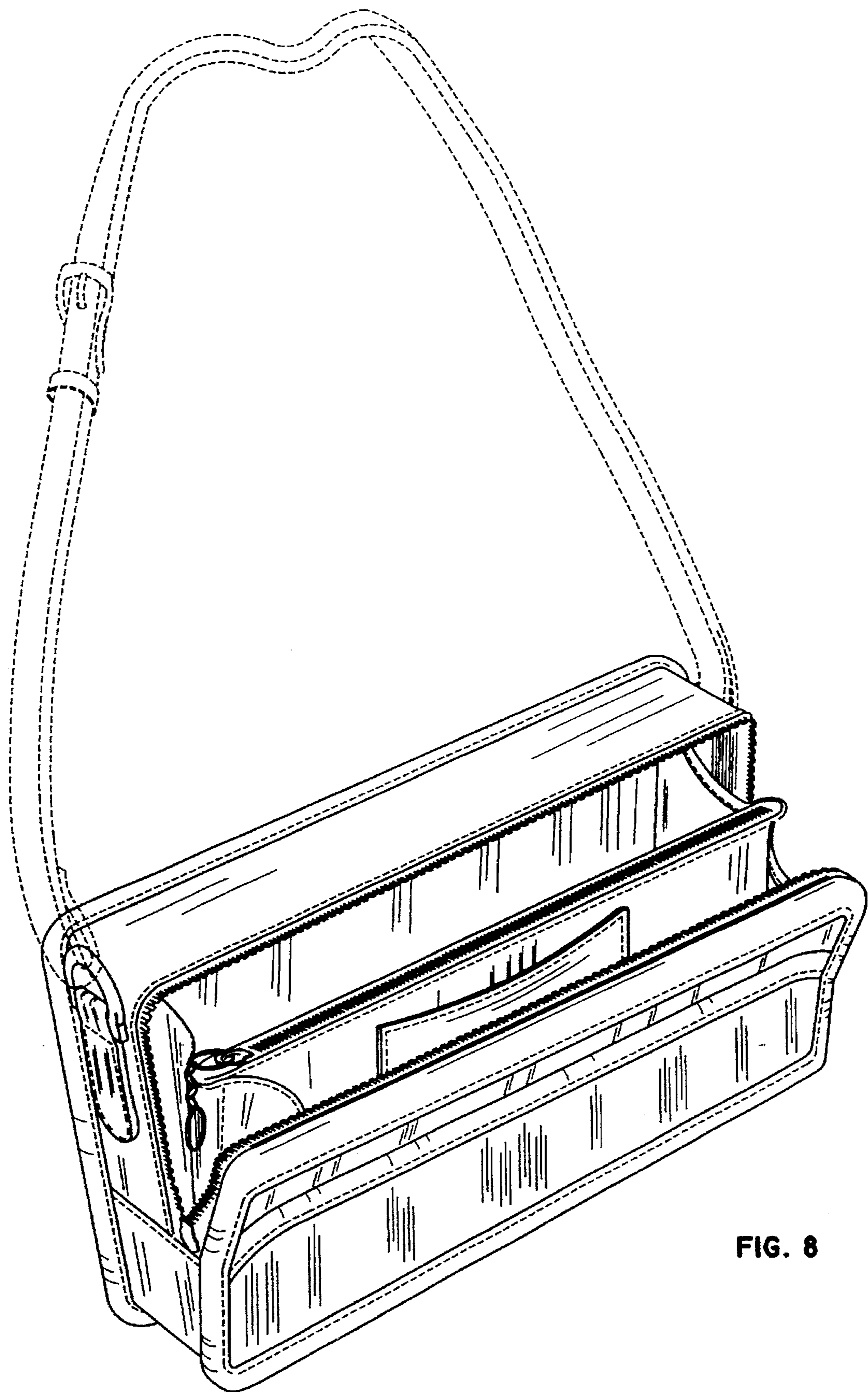


FIG. 8