



US00D381472S

United States Patent [19]

Catalano et al.

[11] Patent Number: **Des. 381,472**

[45] Date of Patent: ****Jul. 22, 1997**

[54] **SPILL CATCHING PET BOWL**

[76] Inventors: **Anthony Catalano; Kathy Catalano.**
both of 8 Walsh Way, Vernon, N.J.
07462

[**] Term: **14 Years**

[21] Appl. No.: **46,003**

[22] Filed: **Nov. 3, 1995**

[51] LOC (6) Cl. **30-03**

[52] U.S. Cl. **D30/130; D7/584; D7/553;**
D7/557

[58] Field of Search 119/61, 51.5, 51.01;
D30/121, 129, 130, 13; D7/584, 557, 543,
552, 540, 546, 549, 553, 555; D9/333;
D11/143

[56] **References Cited**

U.S. PATENT DOCUMENTS

D. 122,576	9/1940	Steinhilber	D7/557
D. 264,792	6/1982	Conti	D7/584
D. 301,427	6/1989	Klingelhofer	D7/555
D. 302,753	8/1989	Lelinger	D30/129
D. 304,659	11/1989	Asner	D7/549
D. 343,929	2/1994	Karapetian	D30/130

D. 344,370	2/1994	Dryden et al.	D30/127
576,196	2/1897	Johnson	119/61
2,542,413	2/1951	Ibsch, Jr.	119/61
2,543,465	2/1951	Morey	119/51.5
4,395,015	7/1983	Reardon	D30/130
4,803,954	2/1989	Welch et al.	119/61
5,031,575	7/1991	Phillips	119/61
5,372,043	12/1994	Berg	D30/130

Primary Examiner—Cathy Anne MacCormac

[57] **CLAIM**

The ornamental design for a spill catching pet bowl, as shown and described.

DESCRIPTION

FIG. 1 is a front elevational view of the spill catching pet bowl showing our new design;
 FIG. 2 is a rear elevational view thereof;
 FIG. 3 is a right view thereof;
 FIG. 4 is a left view thereof;
 FIG. 5 is a top plan view thereof;
 FIG. 6 is a bottom plan view thereof;
 FIG. 7 is a cross sectional view taken along line 7—7 of FIG. 5; and,
 FIG. 8 is a perspective view thereof.

1 Claim, 5 Drawing Sheets

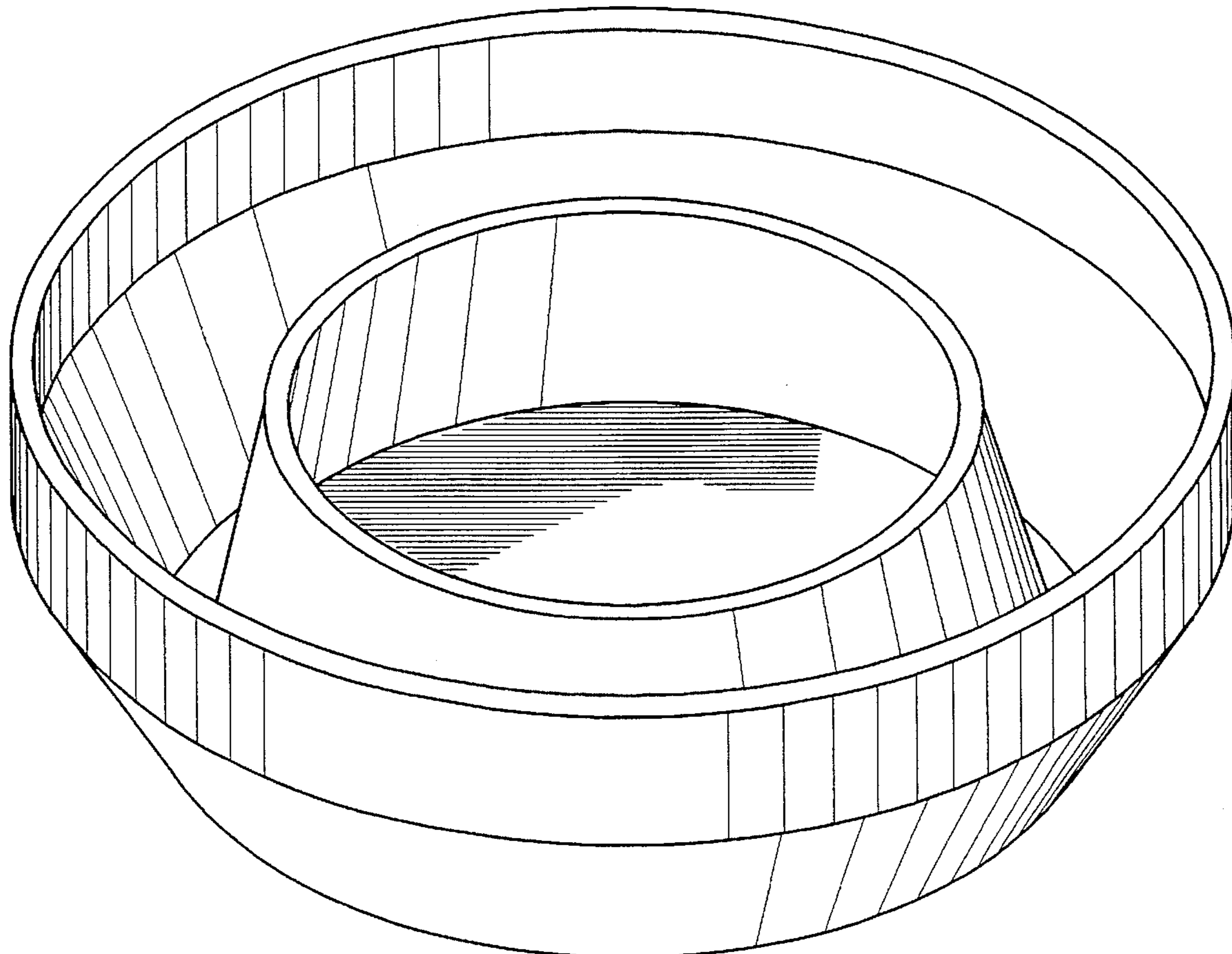


FIG. 1

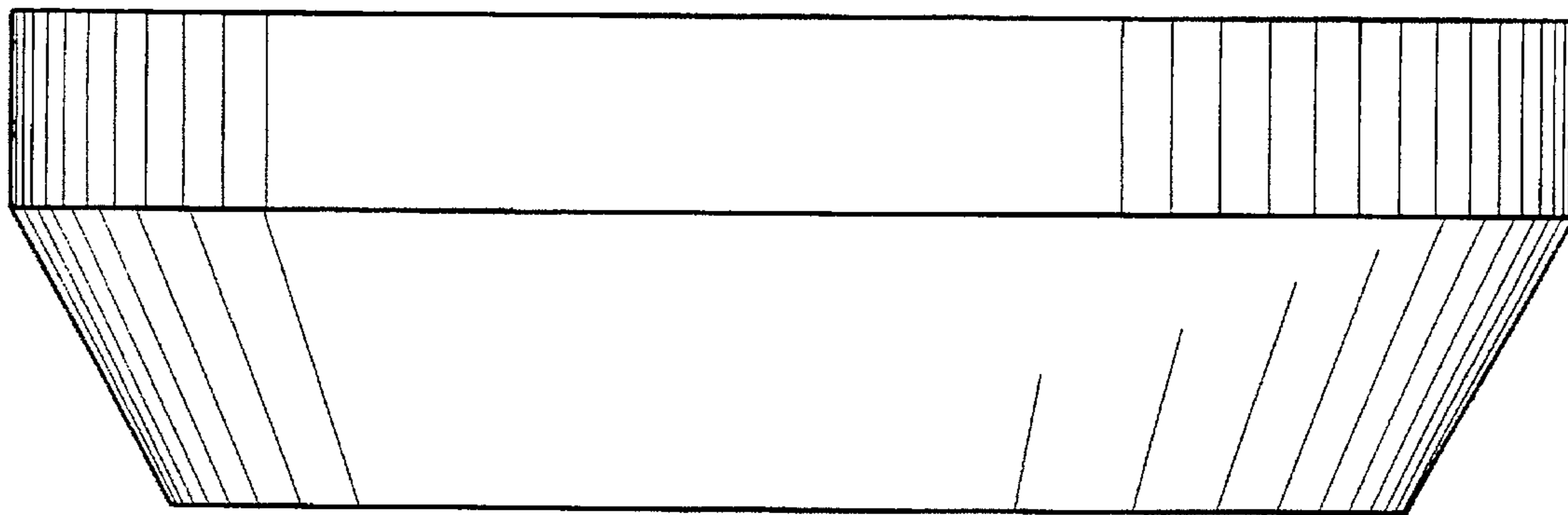


FIG. 2




FIG. 3

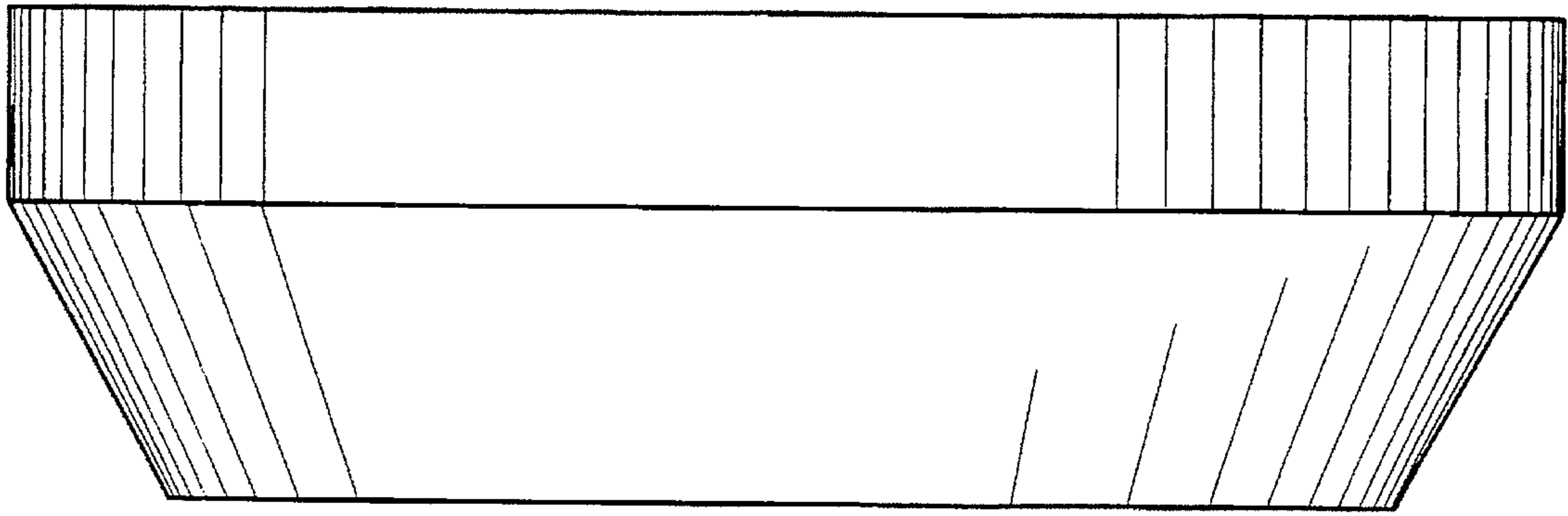
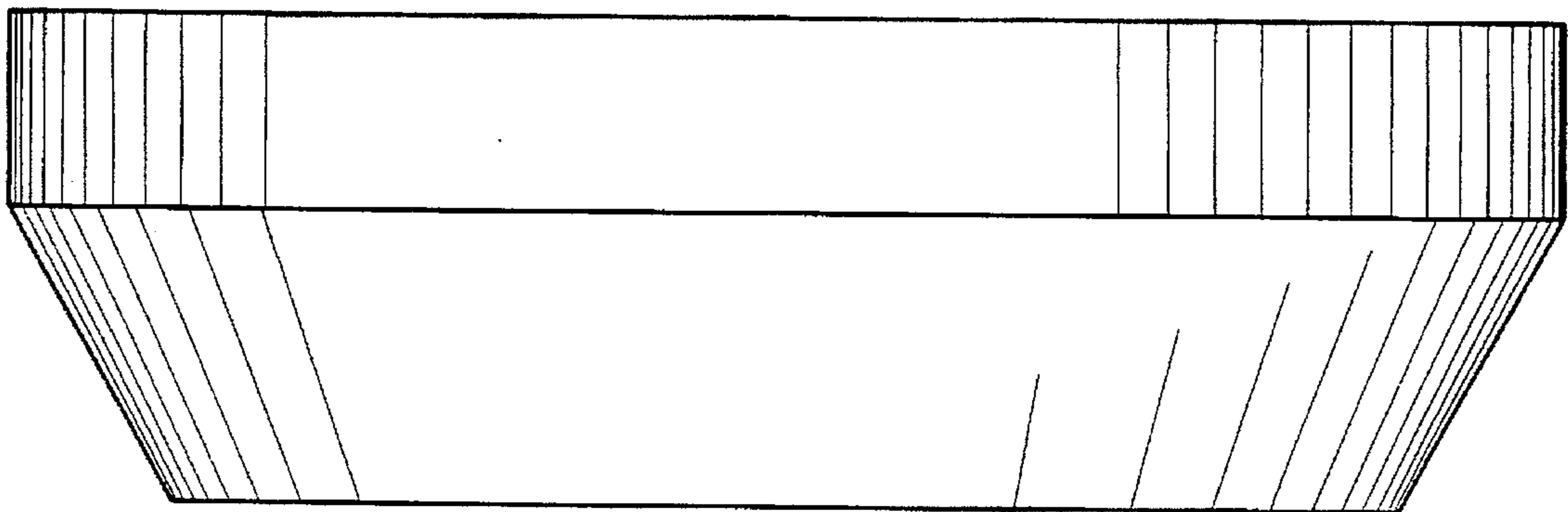


FIG. 4



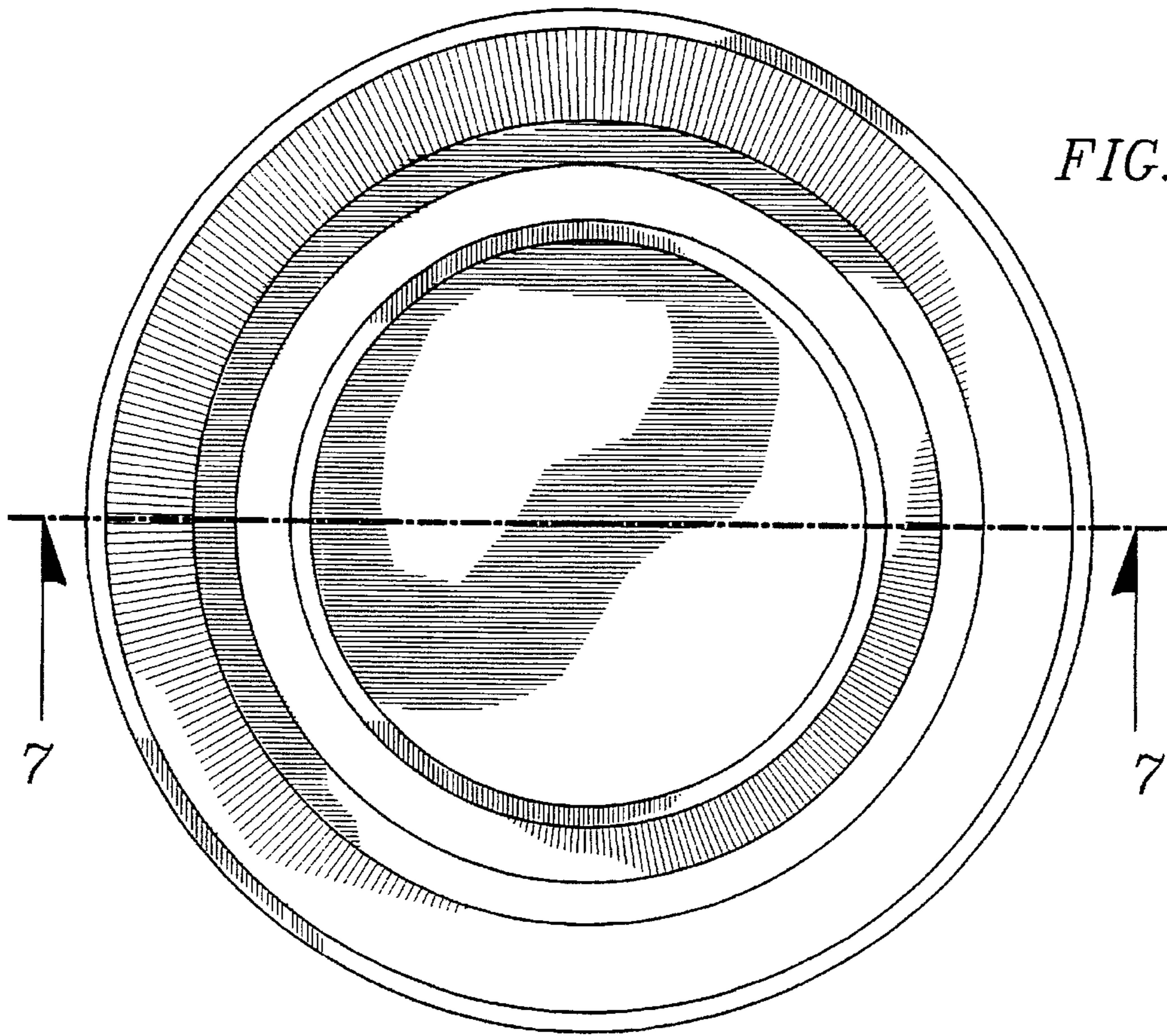


FIG. 6




FIG. 7




FIG. 8

