



US00D381465S

United States Patent [19]
Estell

[11] **Patent Number: Des. 381,465**

[45] **Date of Patent: **Jul. 22, 1997**

[54] **PEDICURE AID FOR WEARING ON A FOOT AND SEPARATING TOES**

[76] **Inventor: Kimberley P. Estell, 2480 Windy Hill Rd., P.H. 1, Marietta, Ga. 30067**

[**] **Term: 14 Years**

[21] **Appl. No.: 46,567**

[22] **Filed: Oct. 5, 1995**

[51] **LOC (6) Cl. 28-03**

[52] **U.S. Cl. D28/56; D2/917; D2/920**

[58] **Field of Search D28/56, 57, 61; D2/917, 920; 132/73; 36/11.5, 94; 602/30; D24/192**

[56] **References Cited**

U.S. PATENT DOCUMENTS

D. 86,152	2/1932	Bellak	D2/920
D. 143,938	2/1946	Schapiro	D2/919
D. 172,916	8/1954	Ballinger et al.	D2/900
D. 271,156	11/1983	Williamson	D28/61 X
715,543	12/1902	Bosworth	602/30 X
1,098,397	6/1914	Pecorella	602/30
2,751,693	6/1956	Baker	132/73 X
3,049,120	8/1962	Marcus	602/30
4,207,880	6/1980	Zinkovich	128/81

FOREIGN PATENT DOCUMENTS

336694	9/1936	Italy	602/30
--------	--------	-------------	--------

OTHER PUBLICATIONS

Ripon Funtime Footwear 1958 Fall and Winter Style Book For men, women and children; p. 11—item 12 on right. Packaging for Wonder Nails brand Finger And Toe Spacer, Worldwide Cosmetics, Van Nuys, CA 91406, believed to be known by others prior to Oct., 1995.

Cinderella Pedicure Slipper packaging; believed to be know by others prior to Oct., 1995.

Primary Examiner—Ted Shooman

Assistant Examiner—C. Tuttle

Attorney, Agent, or Firm—Isaf, Vaughan & Kerr; Louis T. Isaf

[57] **CLAIM**

The ornamental design for “pedicure aid for wearing on a foot and separating toes”, as shown and described.

DESCRIPTION

FIG. 1 is a perspective view of a pedicure aid for wearing on a foot and separating toes showing my new design in accordance with a first embodiment of the present invention, wherein the pedicure aid is in a collapsed configuration;

FIG. 2 is a front elevational view thereof;

FIG. 3 is a rear elevational view thereof;

FIG. 4 is a left side elevational view thereof;

FIG. 5 is a right side elevational view thereof;

FIG. 6 is a top plan view thereof;

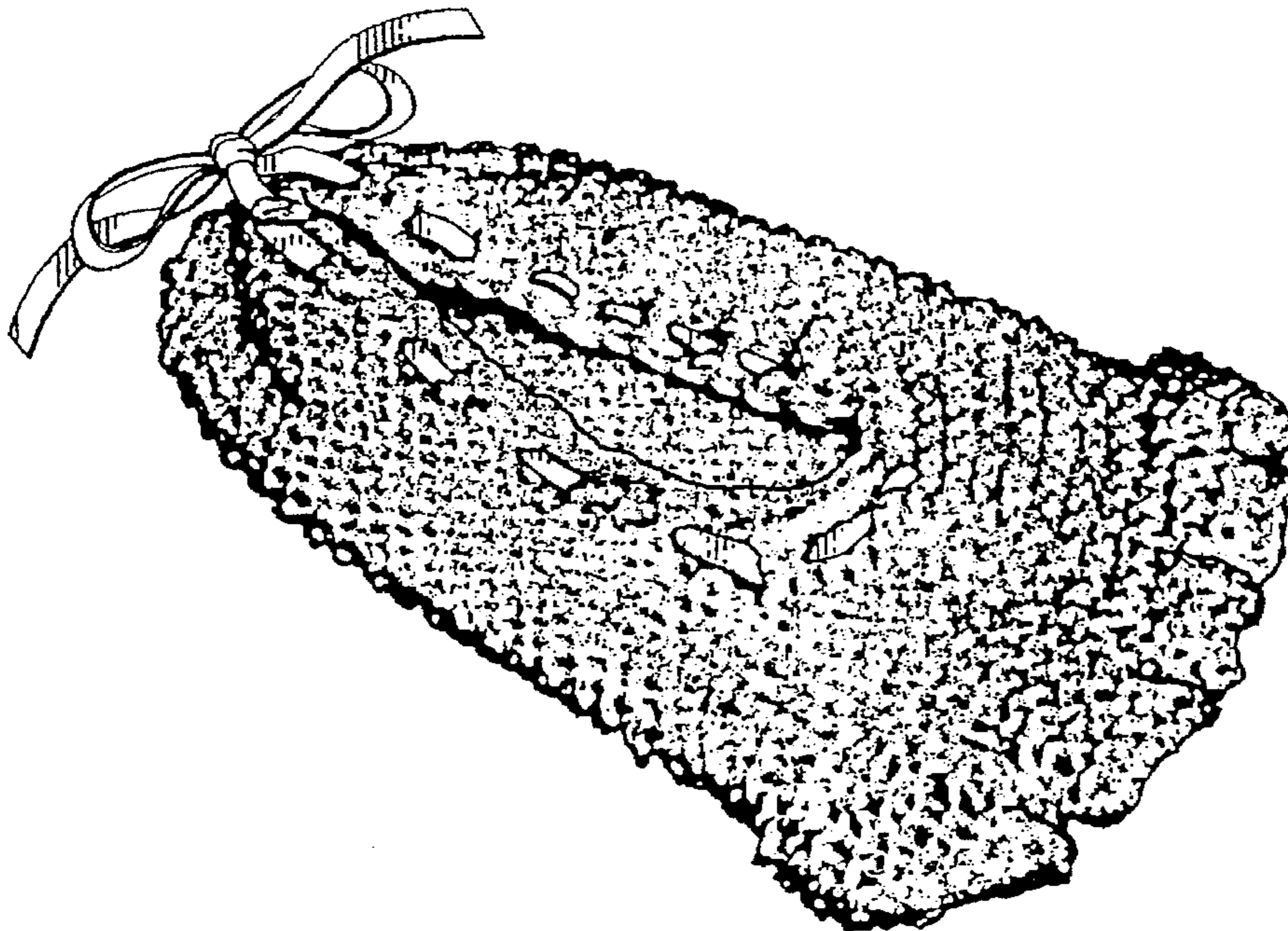
FIG. 7 is a bottom plan view thereof;

FIG. 8 is a perspective view of the pedicure aid of the first embodiment in an in-use configuration; and,

FIG. 9 is a bottom plan view of a second embodiment of my design, the undisclosed sides thereof appearing the same as the first disclosed embodiment shown in FIGS. 1–6.

The broken line showing of toes extending from holes in the front of the pedicure aid in FIG. 8 is for illustrative purposes only and forms no part of the claimed design.

1 Claim, 3 Drawing Sheets



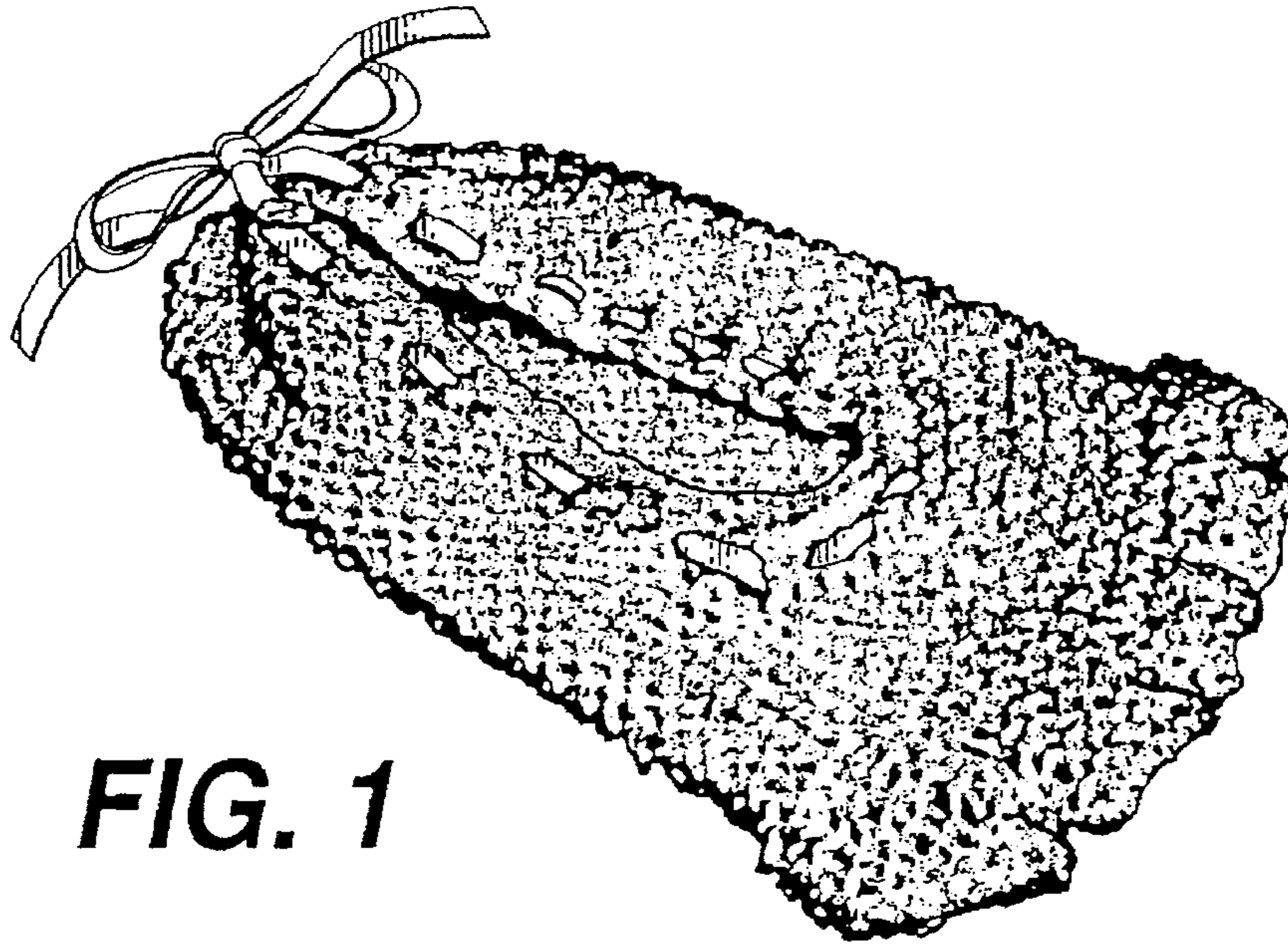


FIG. 1



FIG. 2

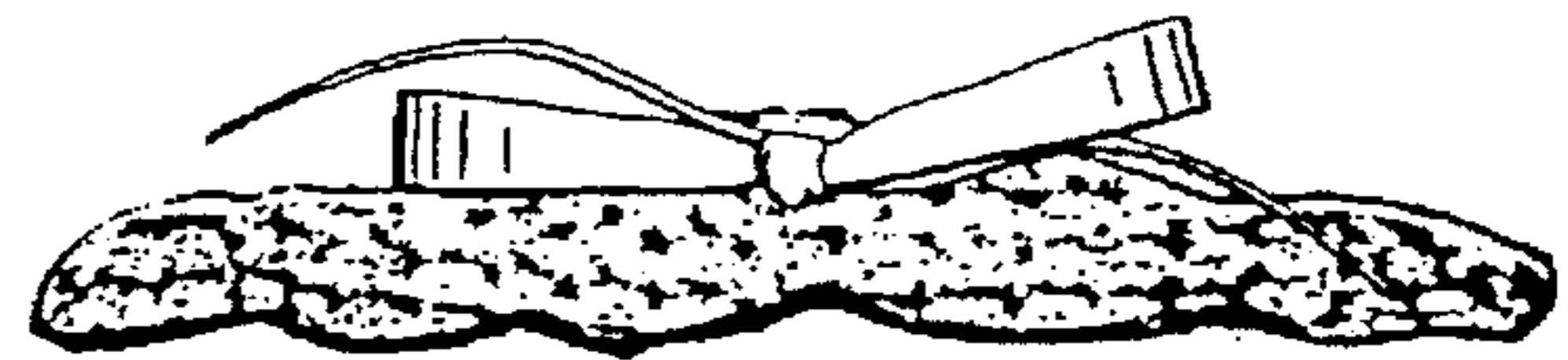


FIG. 3



FIG. 4



FIG. 5

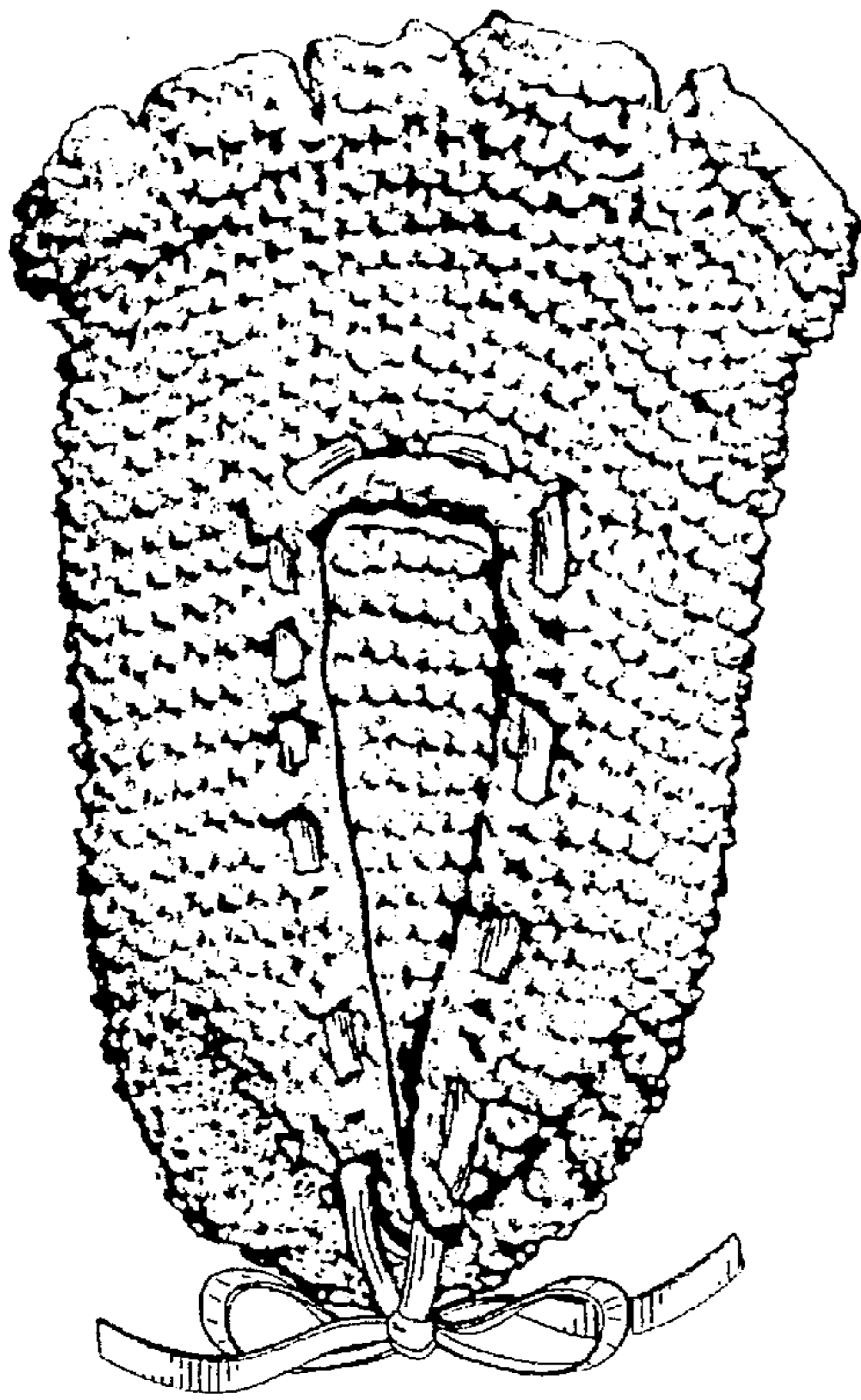


FIG. 6

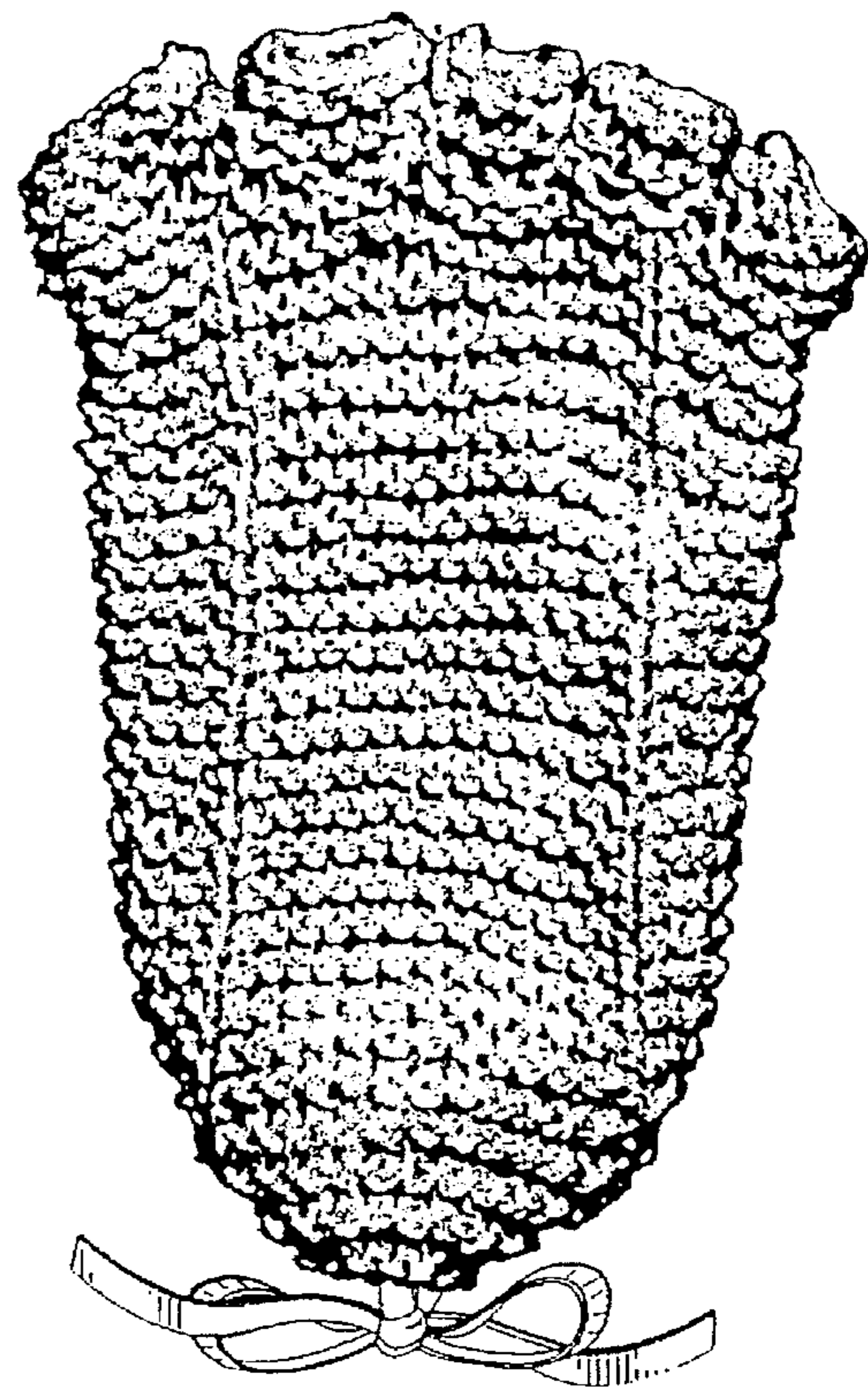


FIG. 7

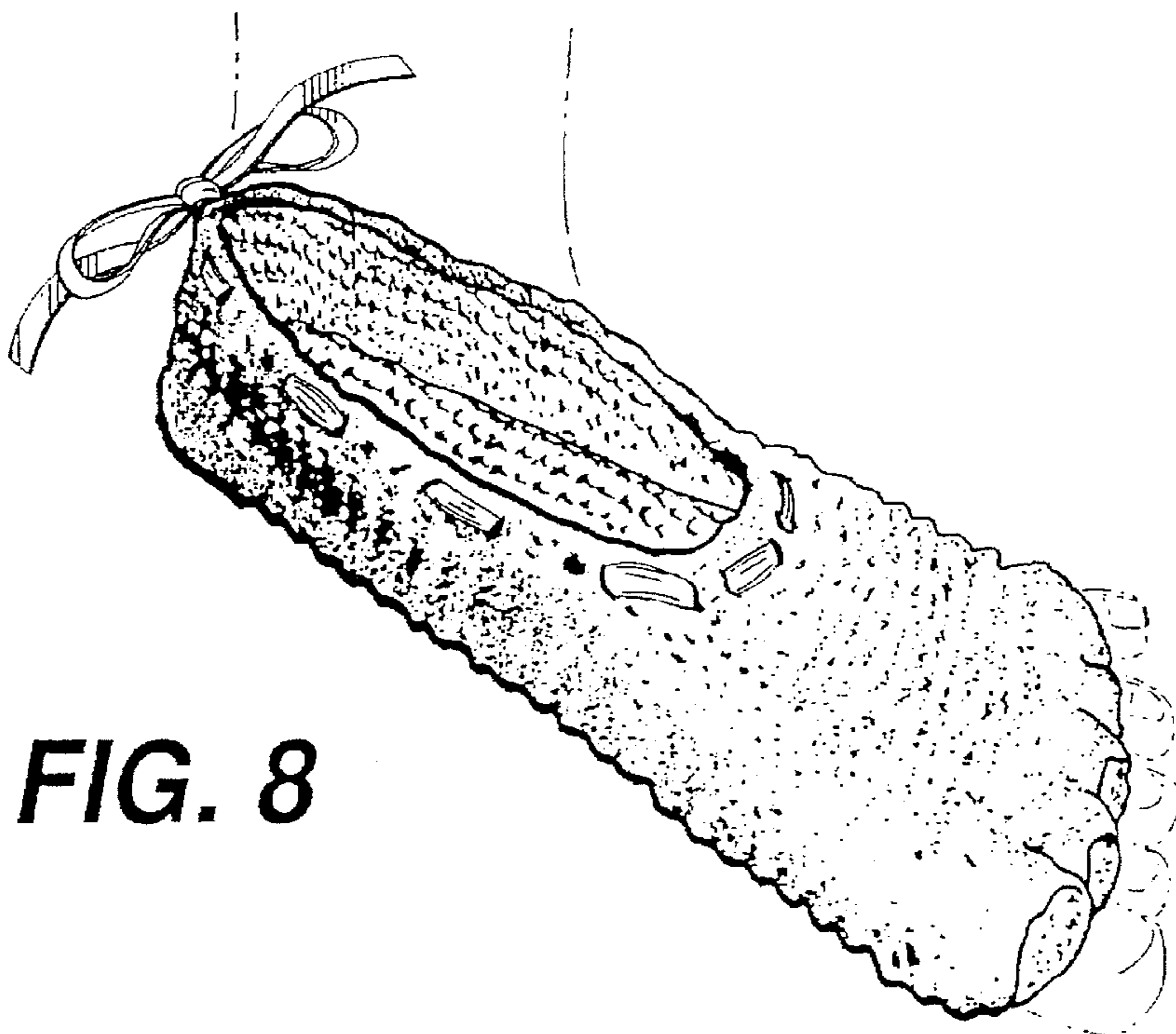


FIG. 8

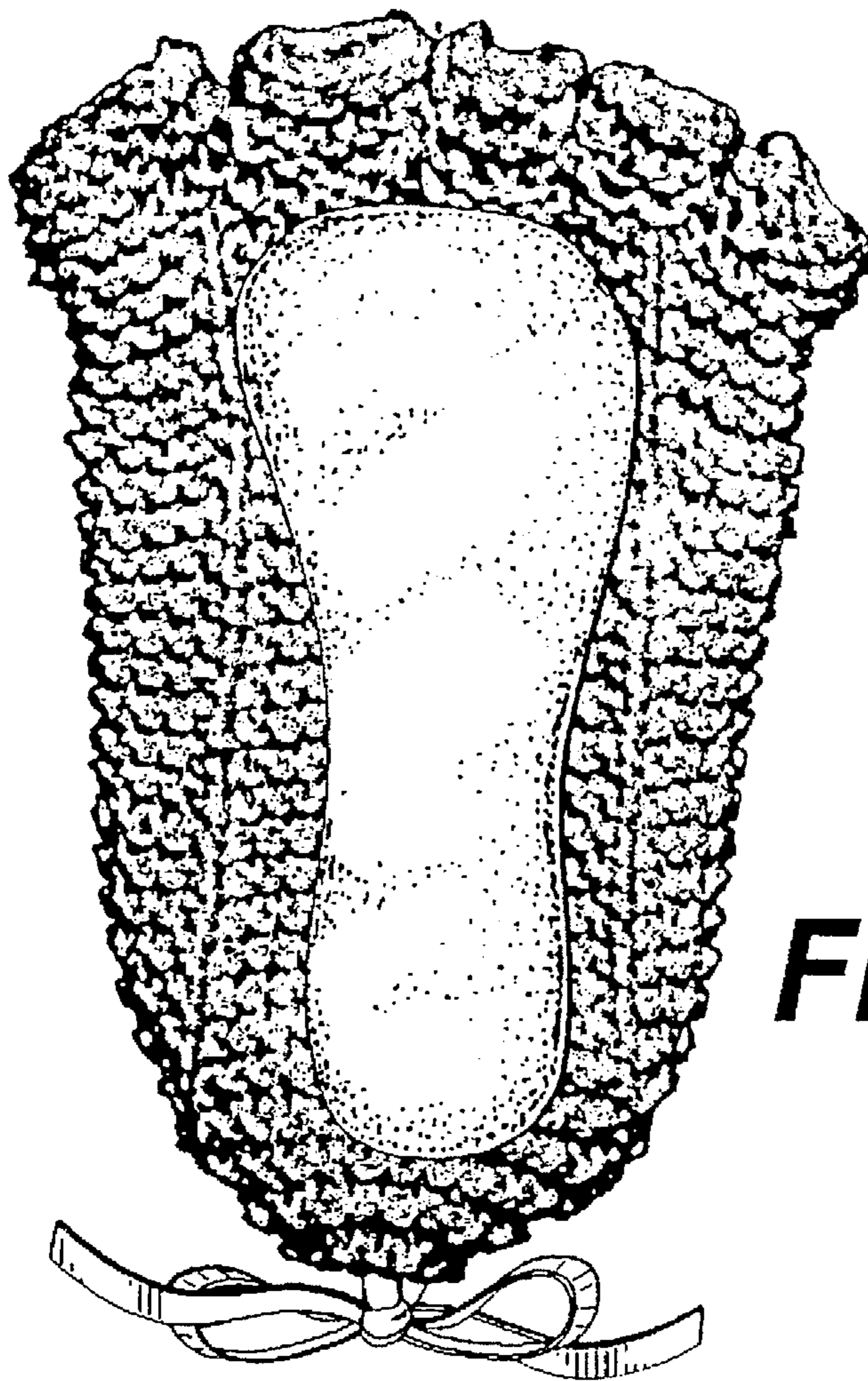


FIG. 9