



US00D381457S

**United States Patent** [19]  
**Fu**

[11] **Patent Number:** **Des. 381,457**

[45] **Date of Patent:** **\*\*Jul. 22, 1997**

[54] **GLASS SHADE**

[76] **Inventor:** **Sung drin Fu**, 3rd F., No. 23, Yuan  
Huang West Road, Fung Yung,  
Taichung, Taiwan

[\*\*] **Term:** **14 Years**

[21] **Appl. No.:** **47,838**

[22] **Filed:** **Dec. 13, 1995**

[51] **LOC (6) Cl.** ..... **26-99**

[52] **U.S. Cl.** ..... **D26/134**

[58] **Field of Search** ..... D26/128-136,  
D26/127, 125; 362/326, 327, 329, 331,  
333, 334, 337, 338, 339, 340, 351, 355;  
D7/518, 521, 525, 526, 527, 530

[56] **References Cited**

**U.S. PATENT DOCUMENTS**

D. 38,685 7/1907 Booth ..... D26/133

D. 39,447 8/1908 Booth ..... D26/133

D. 46,575 10/1914 Ott ..... D26/127

D. 83,987 4/1931 McFadden ..... D26/127

1,101,035 6/1914 Mygatt ..... D26/129 X

*Primary Examiner*—Susan J. Lucas

[57] **CLAIM**

The ornamental design for a glass shade, as shown and described.

**DESCRIPTION**

FIG. 1 is a perspective view of a glass shade showing my new design;

FIG. 2 is a front elevational view thereof; and

FIG. 3 is a rear elevational view thereof; and

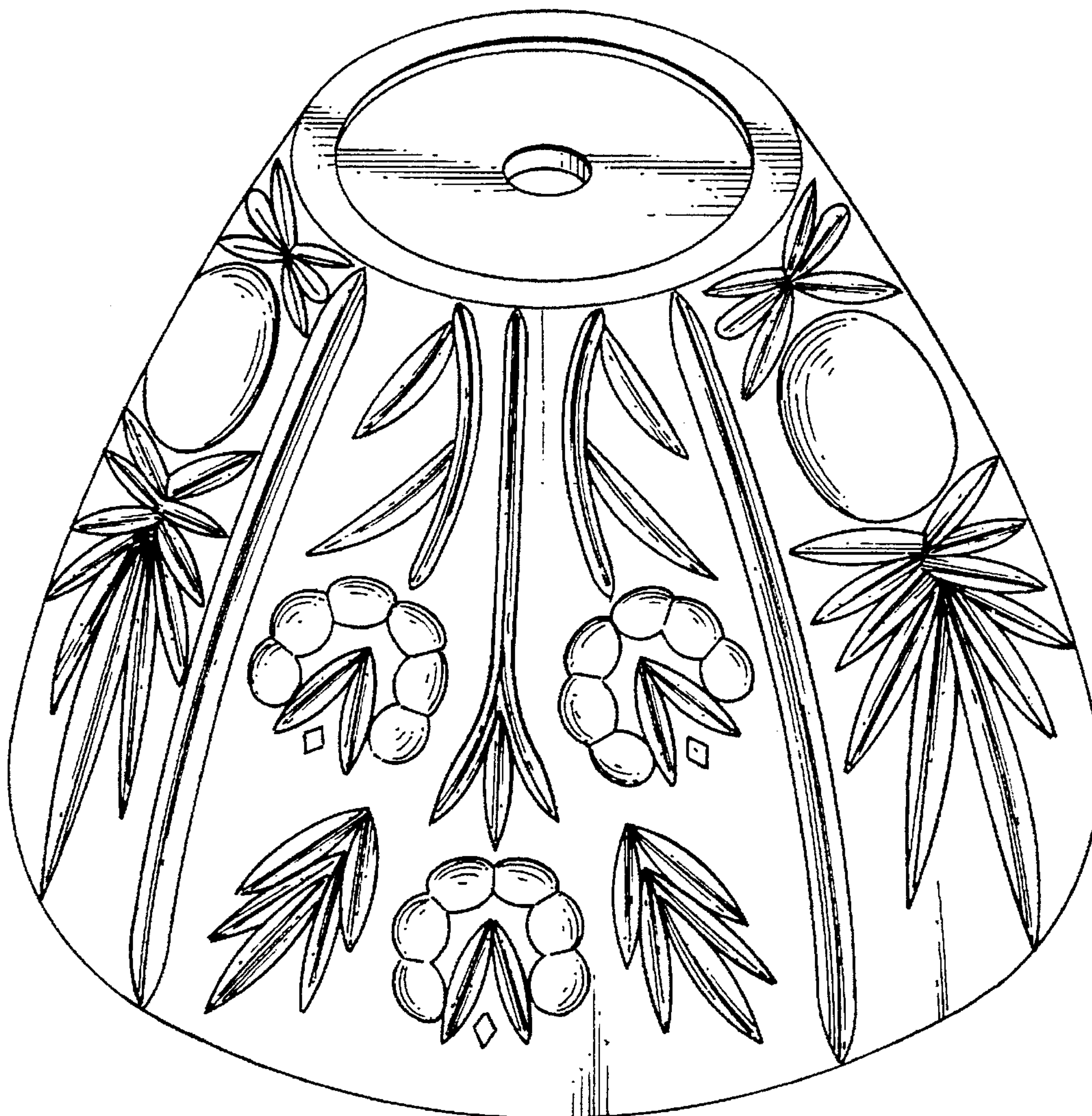
FIG. 4 is a left side elevational view thereof; and

FIG. 5 is a right side elevational view thereof; and

FIG. 6 is a top plan view thereof; and,

FIG. 7 is a bottom plan view thereof.

**1 Claim, 5 Drawing Sheets**



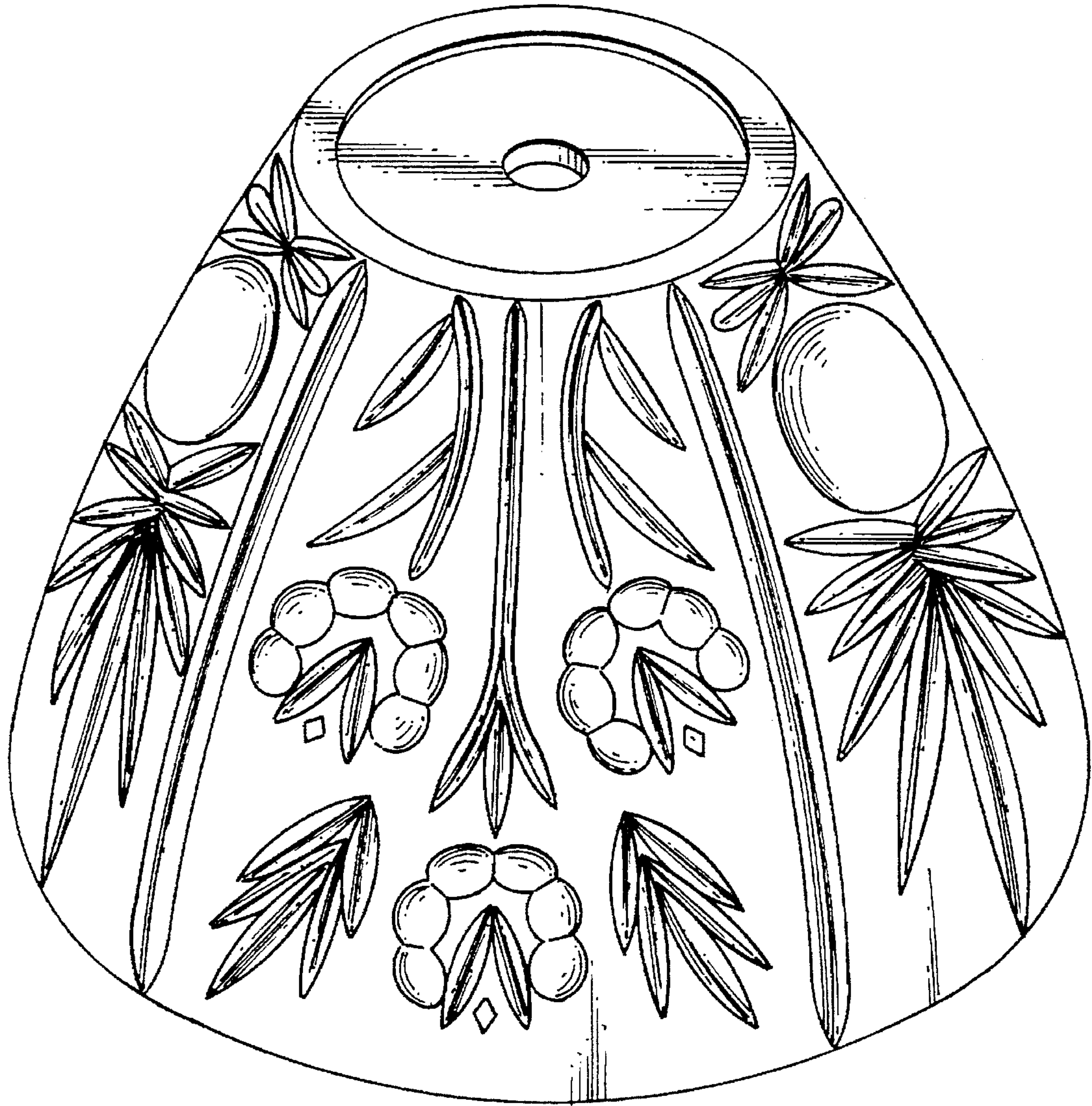


FIG. 1






FIG. 2




FIG. 3




FIG. 5




FIG. 4





FIG. 6

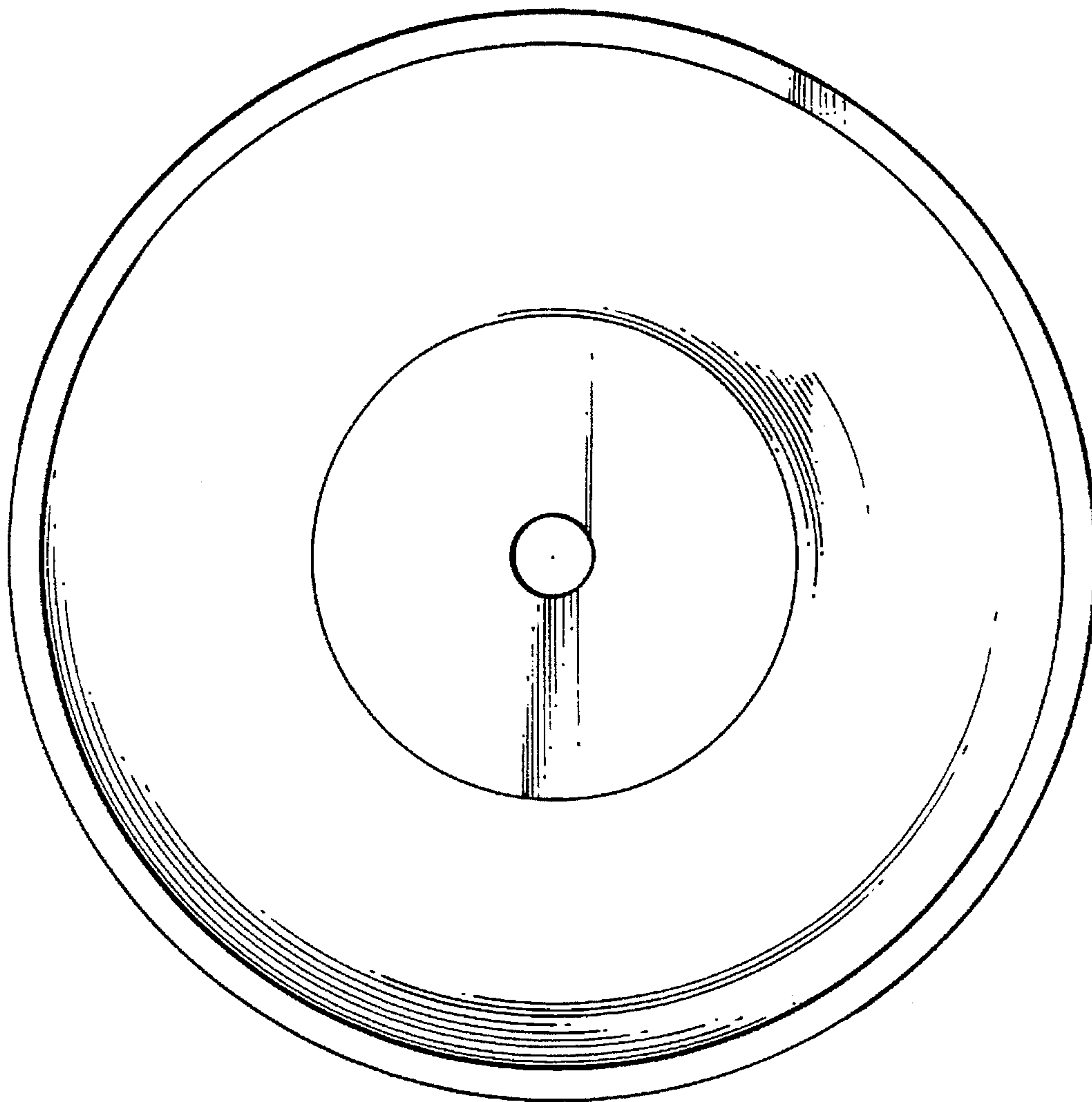


FIG. 7