



US00D381442S

**United States Patent** [19]  
**Hardy**

[11] **Patent Number:** **Des. 381,442**

[45] **Date of Patent:** **\*\*Jul. 22, 1997**

[54] **CANDLE HOLDER**

[75] **Inventor:** **Christopher Hardy**, Springfield, Ill.

[73] **Assignee:** **Design Ideas, Ltd.**, Springfield, Ill.

[\*\*] **Term:** **14 Years**

[21] **Appl. No.:** **46,802**

[22] **Filed:** **Dec. 8, 1995**

[51] **LOC (6) Cl.** ..... **26-01**

[52] **U.S. Cl.** ..... **D26/9; D26/16**

[58] **Field of Search** ..... **D26/9-10, 16, D26/19, 22-23; D25/16, 22, 23, 38-39, 42; D11/155, 153, 143; 431/125, 288-292**

[56] **References Cited**

**U.S. PATENT DOCUMENTS**

- D. 152,805 2/1949 King ..... D26/9
- D. 190,821 4/1961 Saxe ..... D26/10

- D. 219,721 1/1971 Banel ..... D11/155
- D. 253,805 1/1980 Klick ..... D34/6
- D. 257,641 12/1980 Taylor ..... D26/7

*Primary Examiner*—A. Hugo Word  
*Assistant Examiner*—Robin V. Taylor  
*Attorney, Agent, or Firm*—Saidman DesignLaw Group

[57] **CLAIM**

The ornamental design for a candle holder, as shown and described.

**DESCRIPTION**

FIG. 1 is a perspective view of a candle holder showing my new design;  
FIG. 2 is a side view in elevation thereof, the other sides being identical  
FIG. 3 is a top view thereof; and,  
FIG. 4 is a bottom view thereof.

**1 Claim, 1 Drawing Sheet**

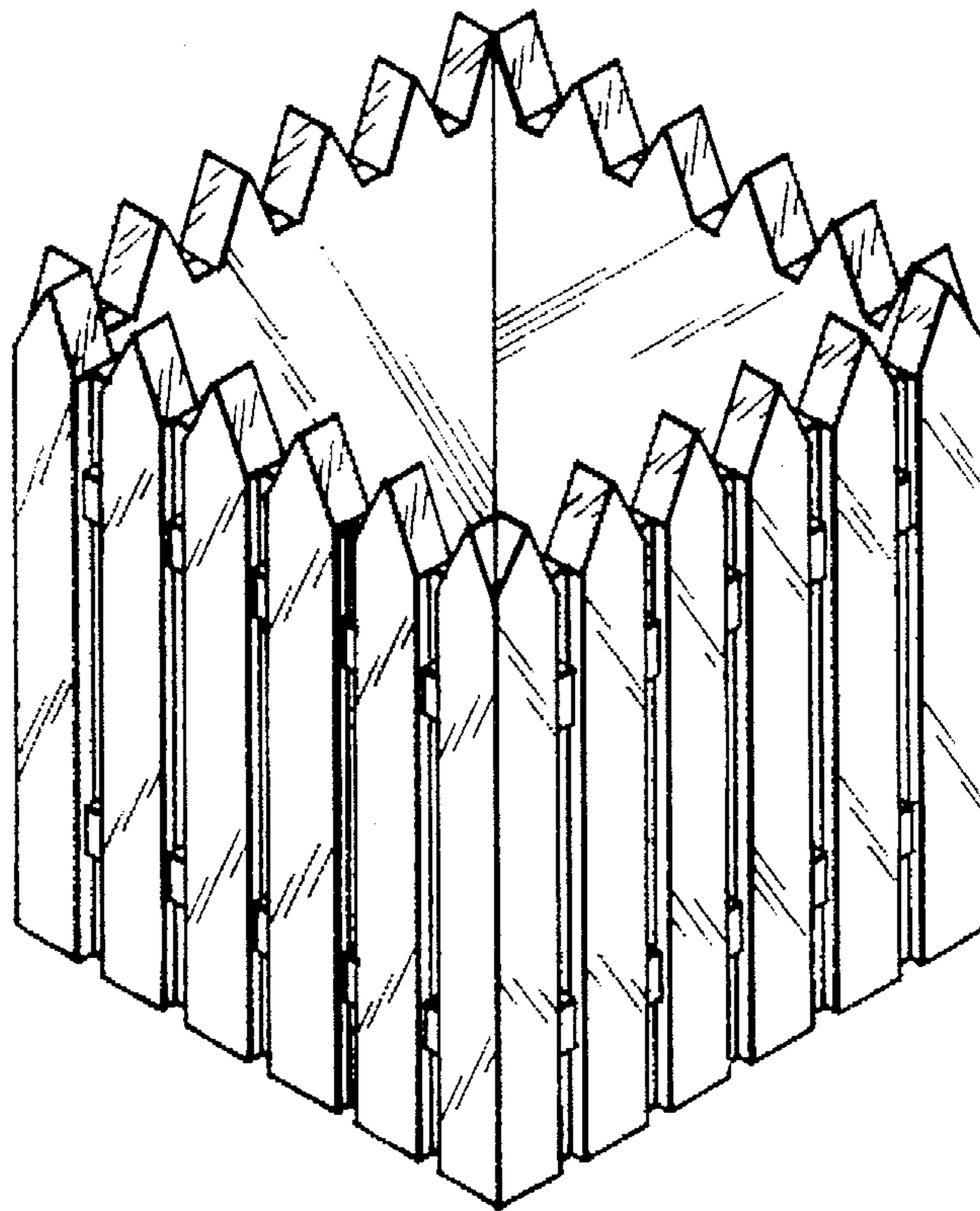


FIG. 1

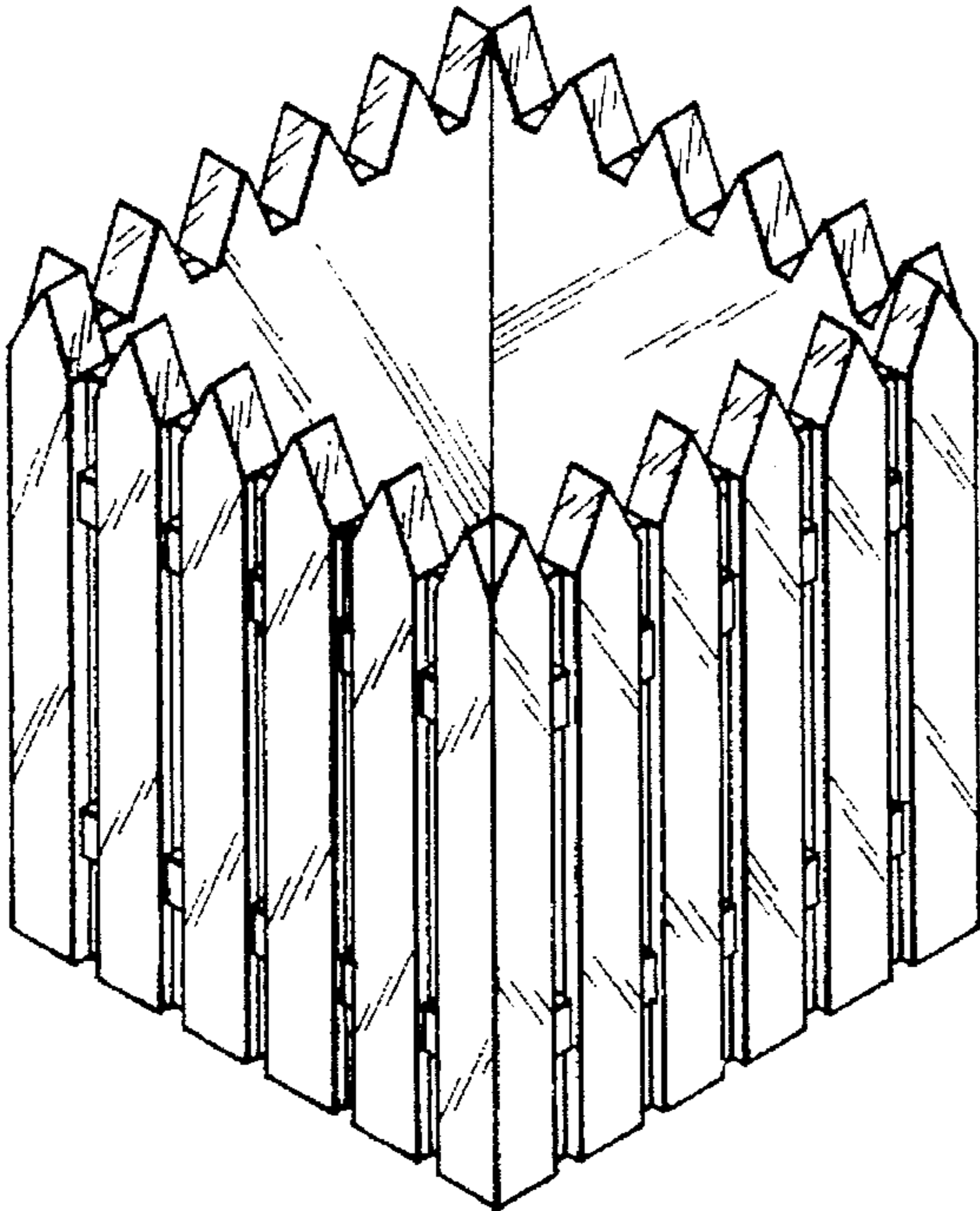


FIG. 2

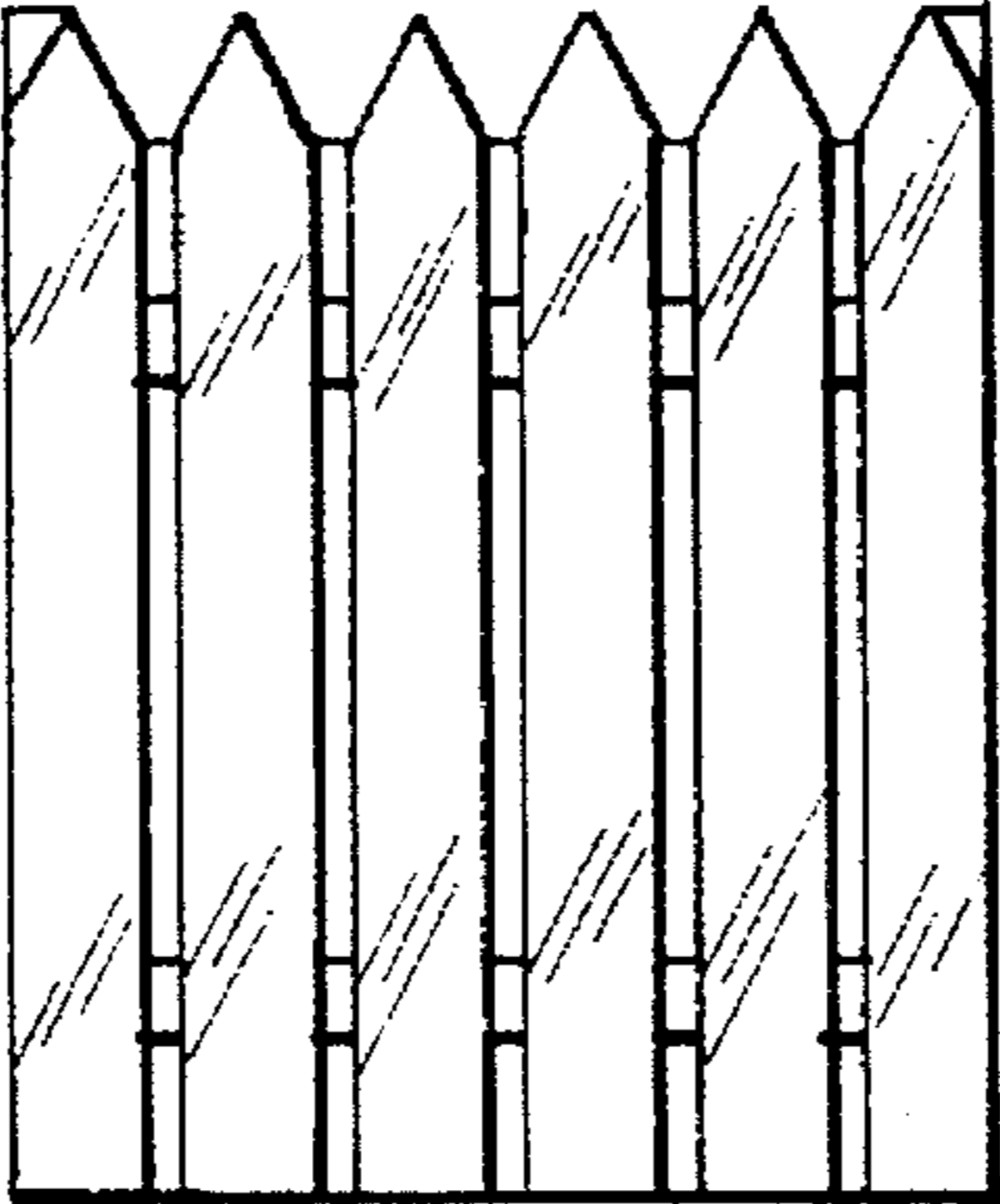


FIG. 3




FIG. 4

