



US00D381428S

United States Patent [19]

[11] **Patent Number:** **Des. 381,428**

Torok et al.

[45] **Date of Patent:** ****Jul. 22, 1997**

[54] **PATIENT RESTRAINT**

5,329,934 7/1994 Bowman .
5,337,417 8/1994 Whiteside et al. .

[76] Inventors: **Ethel Torok**, 4014 36th Ave. N., St. Petersburg, Fla. 33713; **Sally Townsend**, 4201 Shore Acres Blvd. NE., St. Petersburg, Fla. 33703

Primary Examiner—Stella Reid
Attorney, Agent, or Firm—Richard C. Litman

[**] **Term:** **14 Years**

[57] **CLAIM**

The ornamental design for a patient restraint, as shown and described.

[21] **Appl. No.:** **32,112**

DESCRIPTION

[22] **Filed:** **Dec. 6, 1994**

[51] **LOC (6) Cl.** **24-04**

[52] **U.S. Cl.** **D24/190; D29/101**

[58] **Field of Search** D24/190; D12/128, D12/133; 128/846, 876, 869, 874, 875

FIG. 1 is a perspective view of a patient restraint, showing my new design;

FIG. 2 is a front elevational view of the patient restraint with the components displayed separately;

FIG. 3 is a left side elevational view thereof;

FIG. 4 is a right side elevational view with the unshown component being a mirror image of that shown in FIG. 3 thereof;

FIG. 5 is a rear elevational view thereof;

FIG. 6 is a top plan view thereof;

FIG. 7 is a bottom plan view with the unshown components being mirror images of those shown in FIG. 6 thereof; and,

FIG. 8 is an environmental perspective view with all of the components attached of a patient restraint showing my new design.

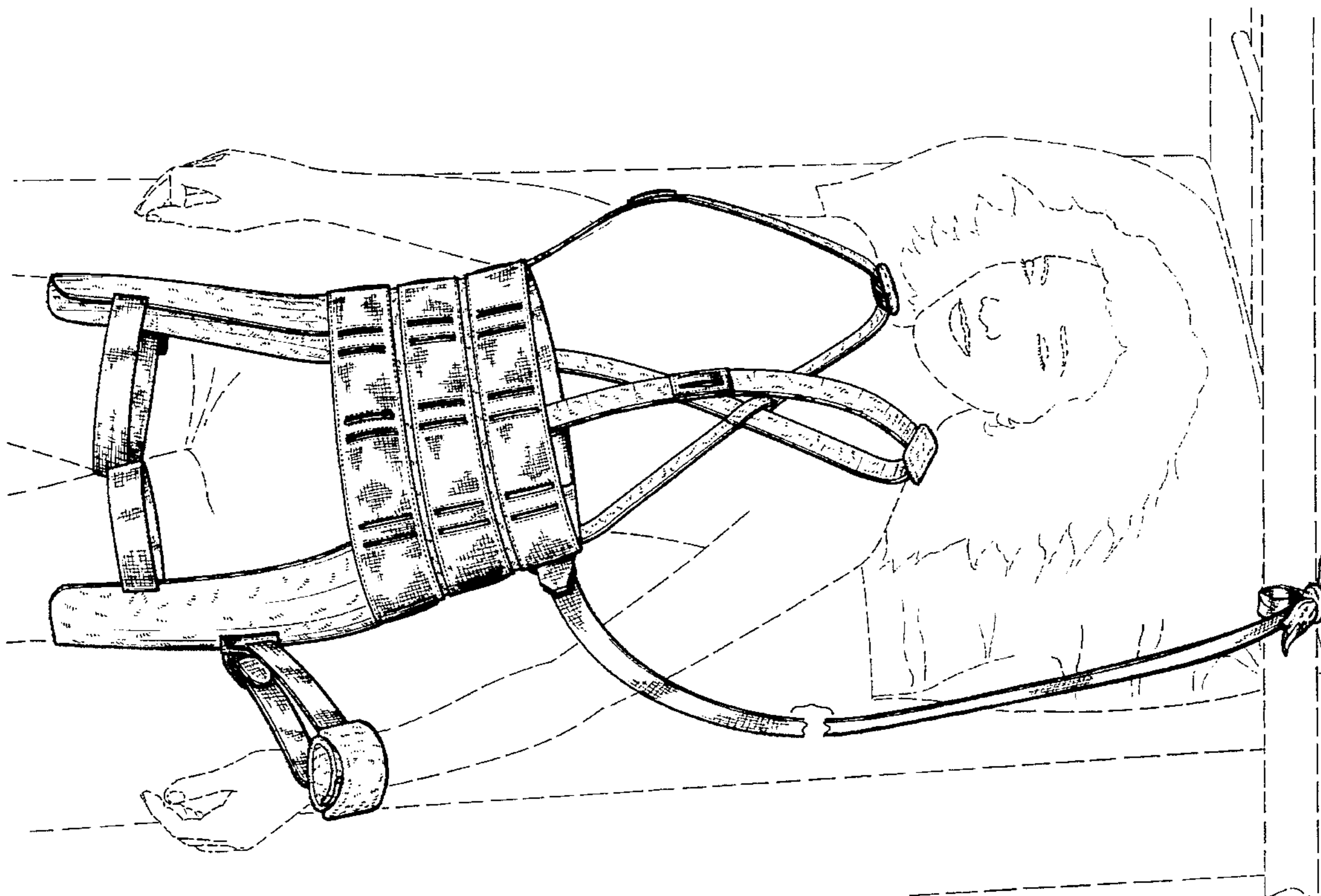
The broken line showing in FIGS. 1 and 8 is for illustrative purposes only and forms no part of the claimed design.

[56] **References Cited**

U.S. PATENT DOCUMENTS

D. 275,230	8/1984	Nubbard et al.	D24/190
D. 333,193	2/1993	Archambault .	
4,204,534	5/1980	Leary .	
4,832,053	5/1989	McCarthy 128/869	
5,016,650	5/1991	Marlar .	
5,031,639	7/1991	Wolfer 128/874	
5,038,799	8/1991	Fowler et al. .	
5,111,806	5/1992	Travis .	
5,163,450	11/1992	Cadichon et al. .	
5,275,178	1/1994	Roberson et al. 128/869 X	

1 Claim, 6 Drawing Sheets






FIG. 1

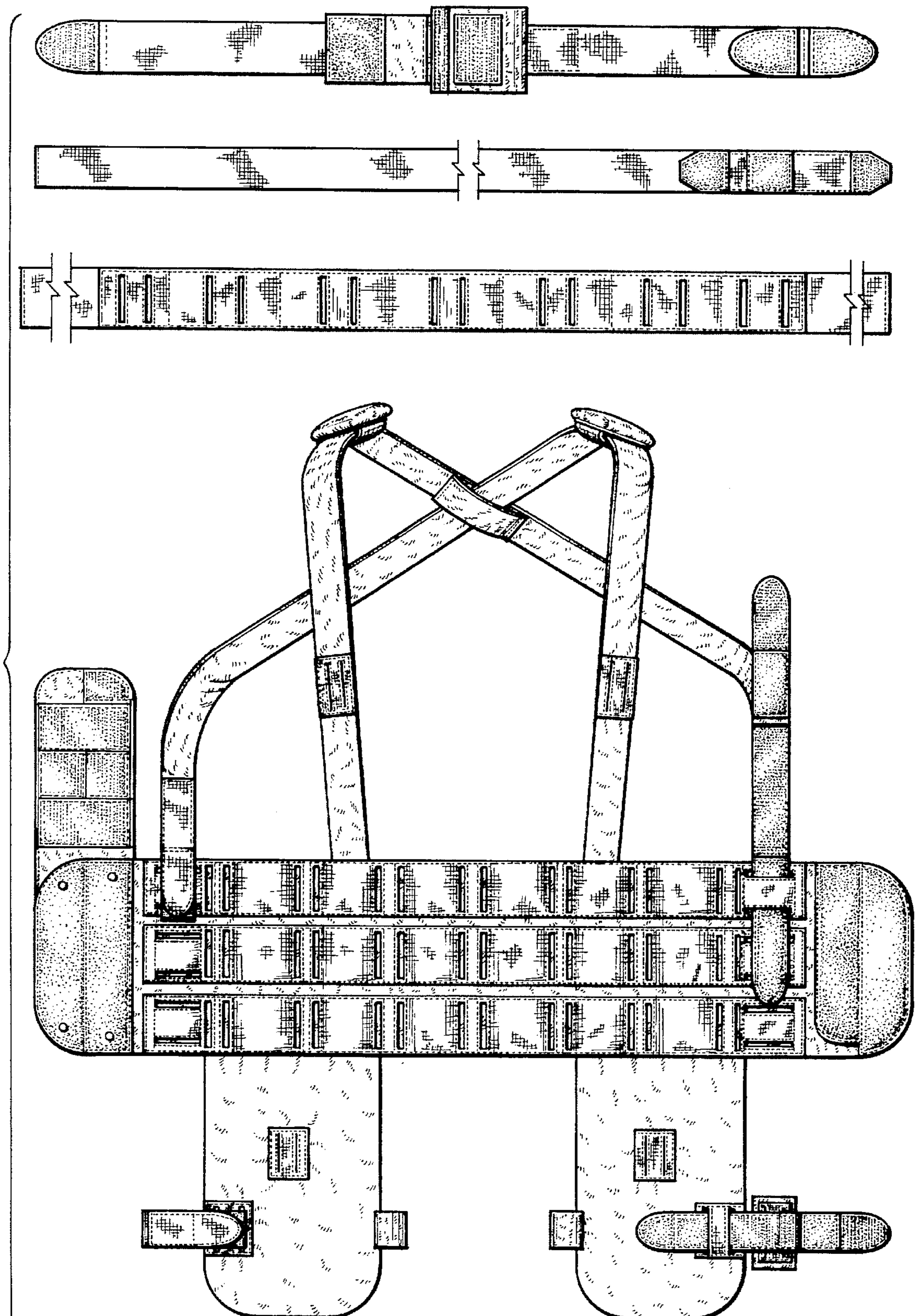


FIG. 2

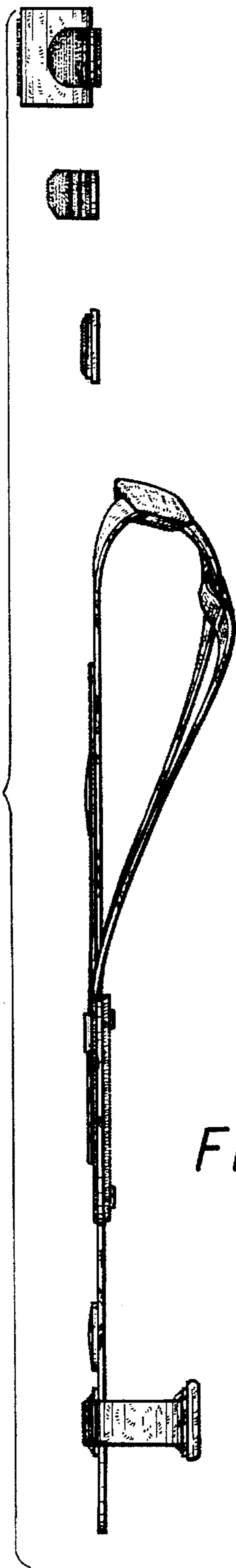


FIG. 3

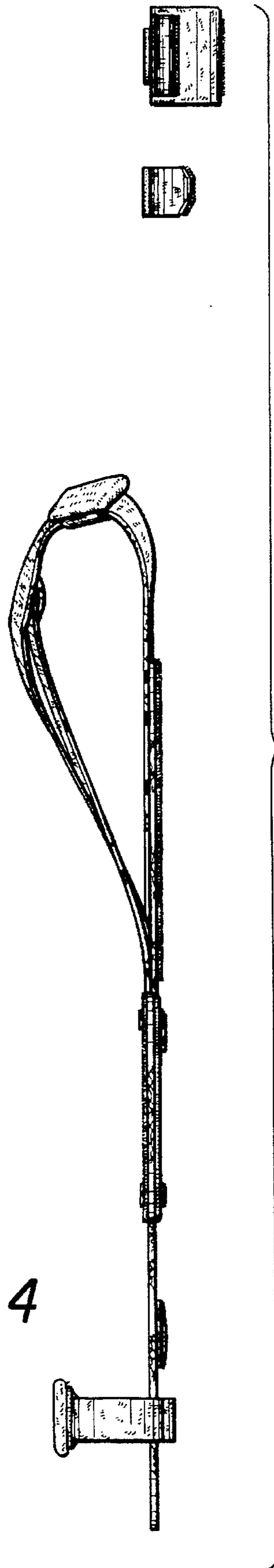


FIG. 4

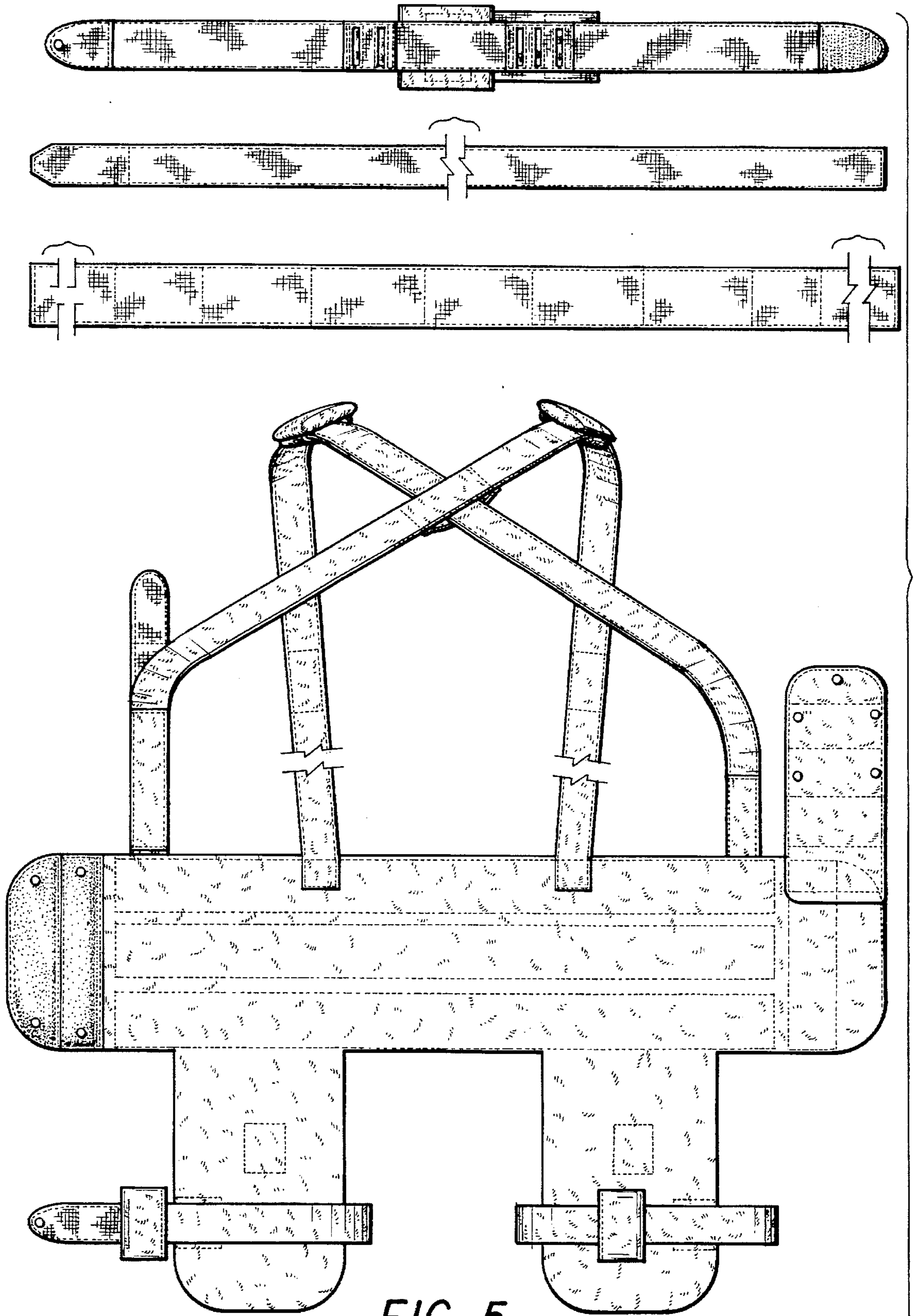


FIG. 5

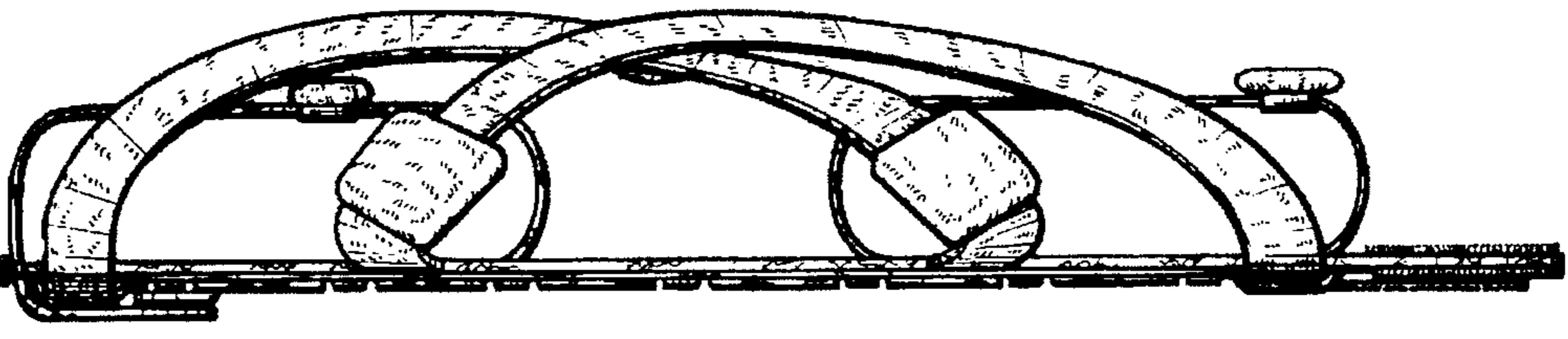
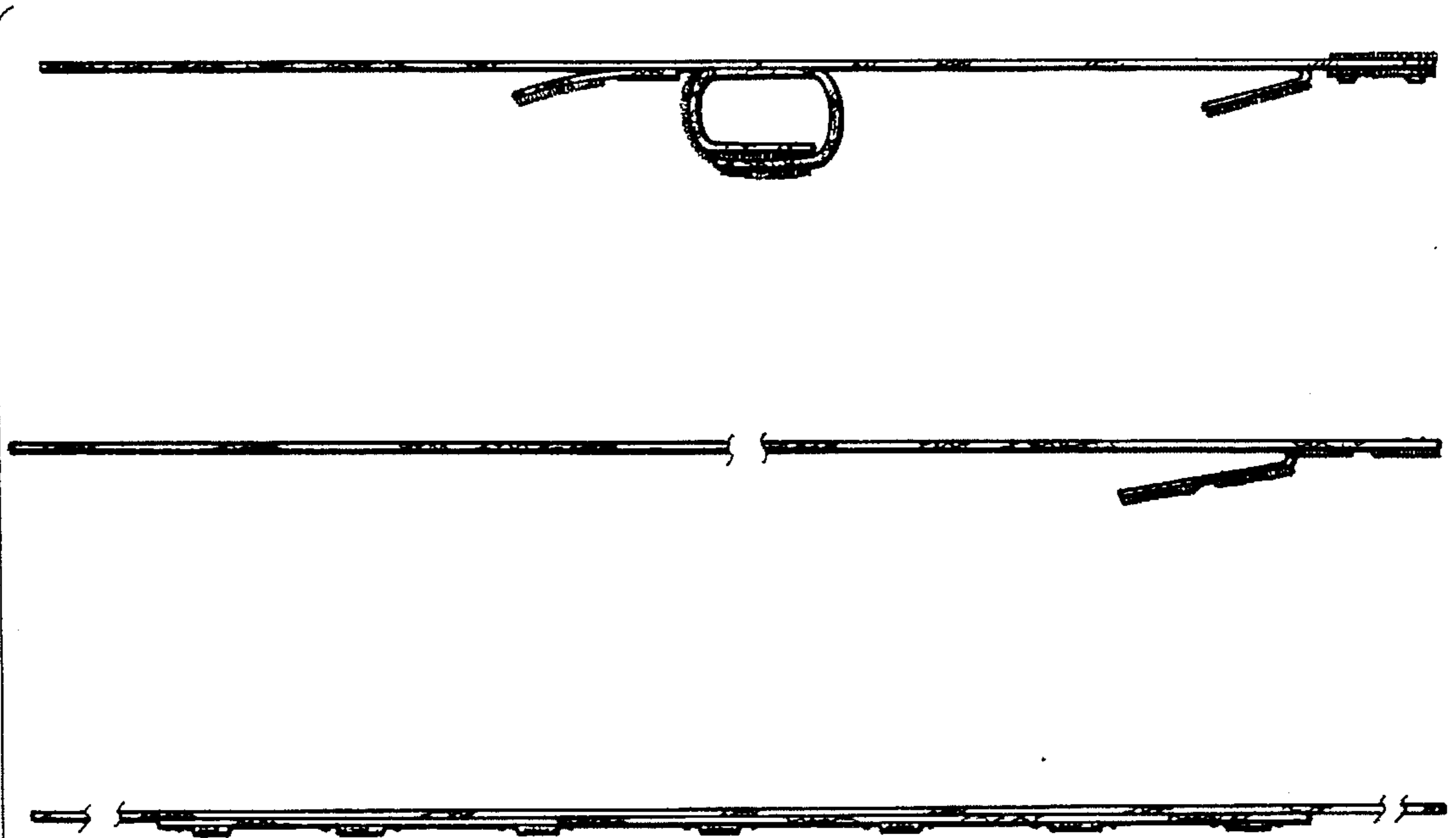


FIG. 6




FIG. 7




FIG. 8