



US00D381417S

United States Patent [19]

Simmons et al.

[11] Patent Number: **Des. 381,417**

[45] Date of Patent: ****Jul. 22, 1997**

[54] **REMOTE CONTROLLER**

[75] Inventors: **Kevin Simmons**, San Diego; **Andrew Zoolakis**, La Costa; **Albert A. Quinones**, Murrieta, all of Calif.

[73] Assignee: **Advanced Cardiovascular Systems, Inc.**, Santa Clara, Calif.

[**] Term: **14 Years**

[21] Appl. No.: **36,334**

[22] Filed: **Mar. 17, 1995**

[51] LOC (6) Cl. **24-02**

[52] U.S. Cl. **D24/112; D13/168**

[58] Field of Search D10/104, 106, D10/83; D13/168; D14/124, 127, 218, 299; 348/734; 456/151.1-151.4, 352-355; 604/96, 97, 98; D24/112, 133

[56] **References Cited**

U.S. PATENT DOCUMENTS

D. 343,678	1/1994	Snoke et al.	D24/112
D. 346,152	4/1994	Zaugg	D13/168
D. 352,930	11/1994	Tsuji	D13/168
D. 353,596	12/1994	Usami et al.	D14/218
4,370,982	2/1983	Reilly	604/98
4,872,483	10/1989	Shah	137/577
4,919,121	4/1990	Rydell et al.	604/97
4,940,459	7/1990	Noce	604/98

4,944,726	7/1990	Hilal et al.	604/143
5,009,662	4/1991	Wallace et al.	606/192
5,021,046	6/1991	Wallace	604/97
5,215,523	6/1993	Williams et al.	604/97
5,259,838	11/1993	Taylor et al.	604/97
5,284,480	2/1994	Porter et al.	604/97
5,449,344	9/1995	Taylor et al.	604/97

OTHER PUBLICATIONS

Video Magazine, Sep. 1994 p. 52 Magnavox Remote Control.

Primary Examiner—Sandra L. Morris

Attorney, Agent, or Firm—Fulwider Patton Lee & Utecht, LLP

[57] **CLAIM**

The ornamental design for a remote controller, as shown and described.

DESCRIPTION

FIG. 1 is a perspective view of the front, top, and right side of a remote controller, showing our new design the broken line showing a cord is for illustrative purposes, and forms no part of the claim design;

FIG. 2 is a top plan view thereof;

FIG. 3 is a right side elevational view thereof;

FIG. 4 is a bottom plan view thereof;

FIG. 5 is a front elevational view thereof; and,

FIG. 6 is a rear elevational view thereof.

1 Claim, 2 Drawing Sheets

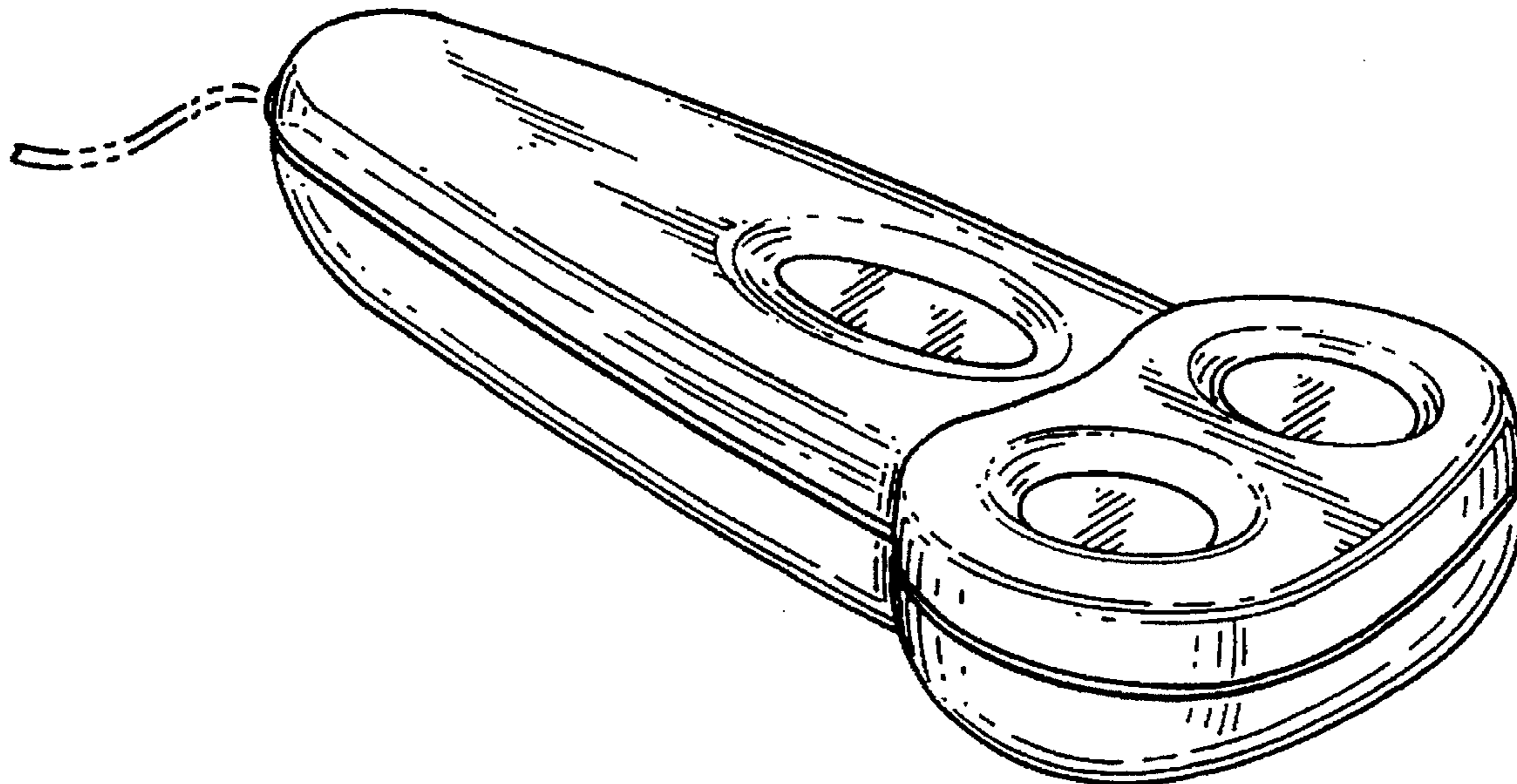


FIG. 1

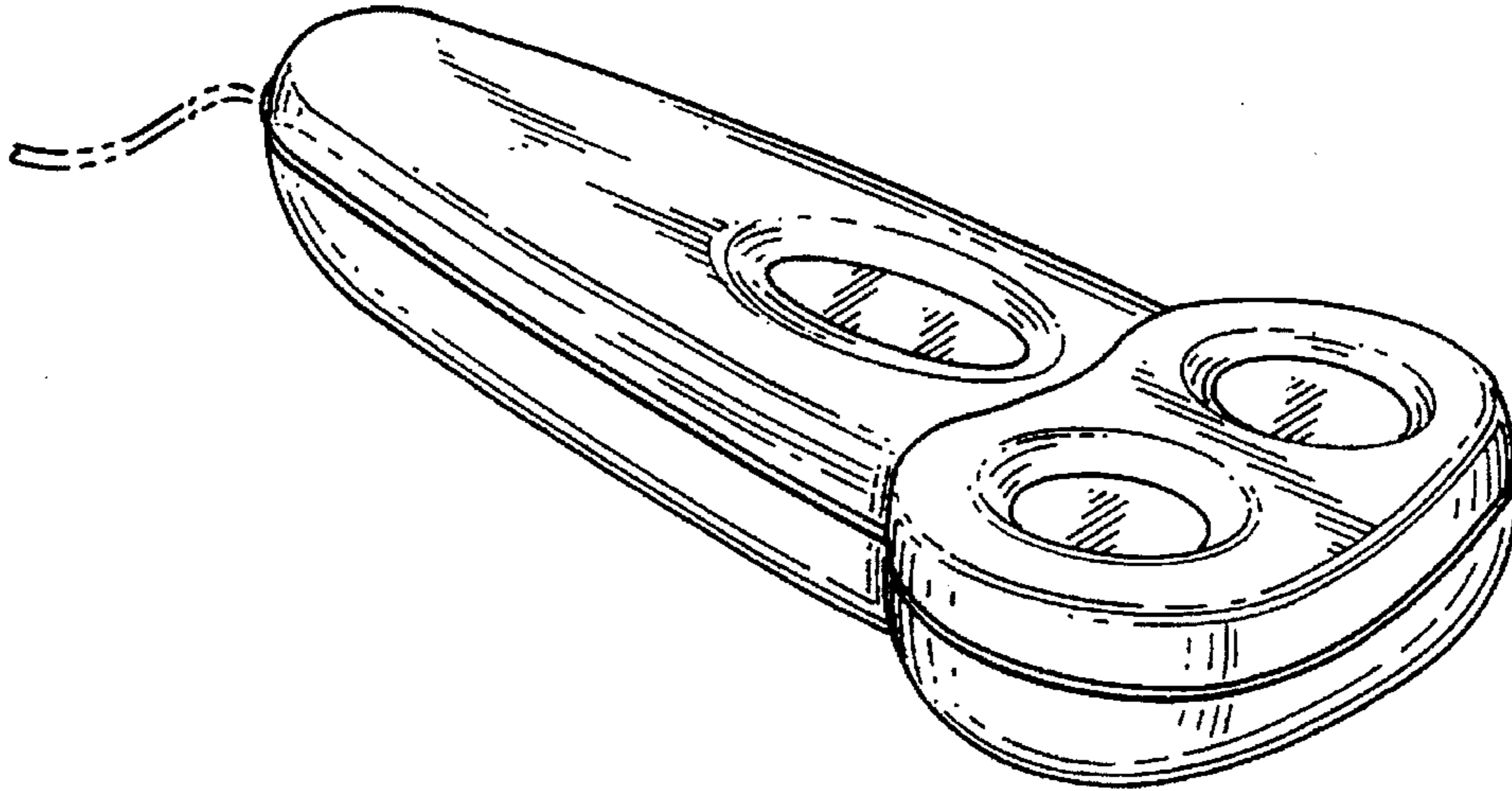


FIG. 2


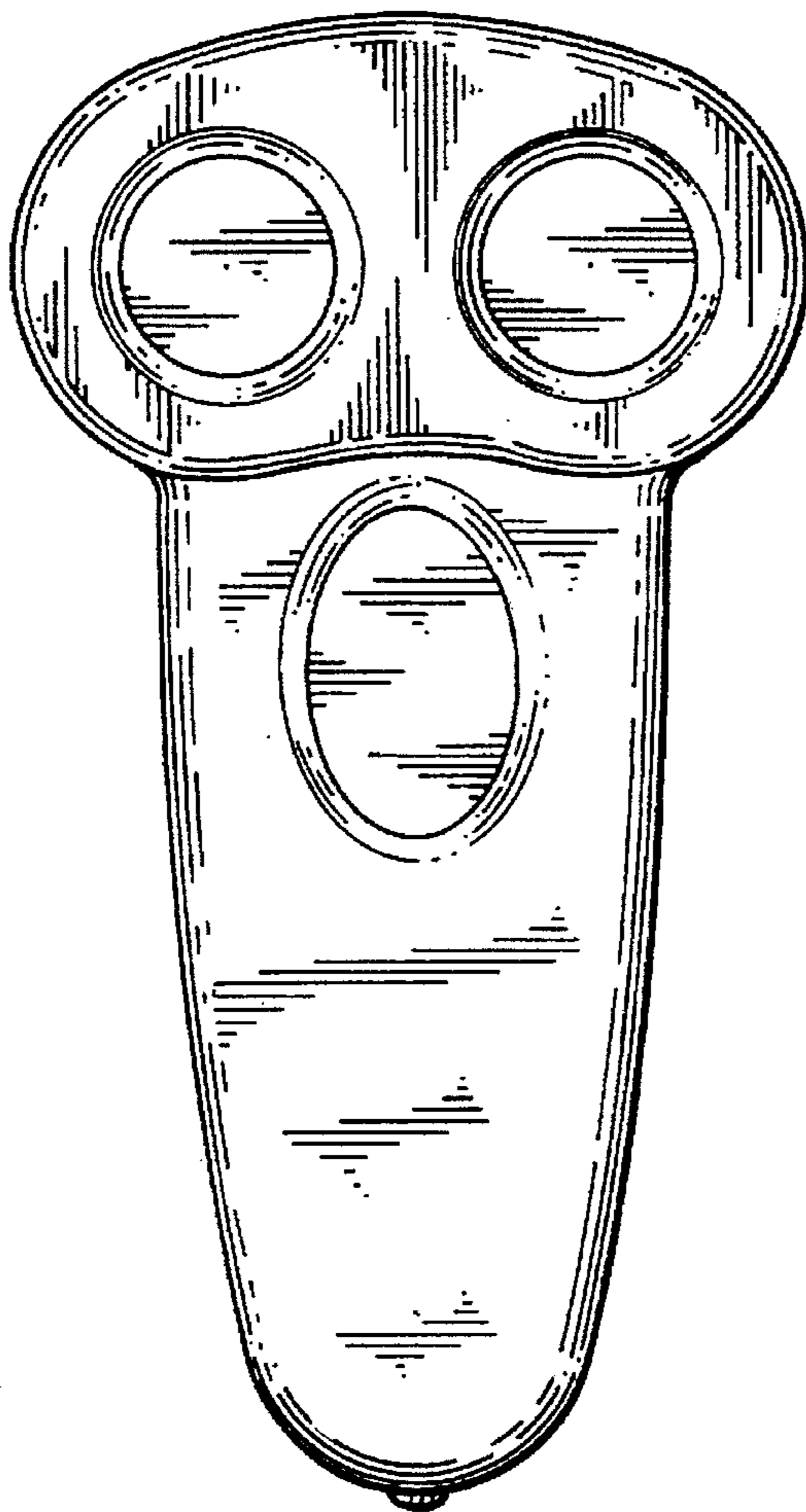


FIG. 3

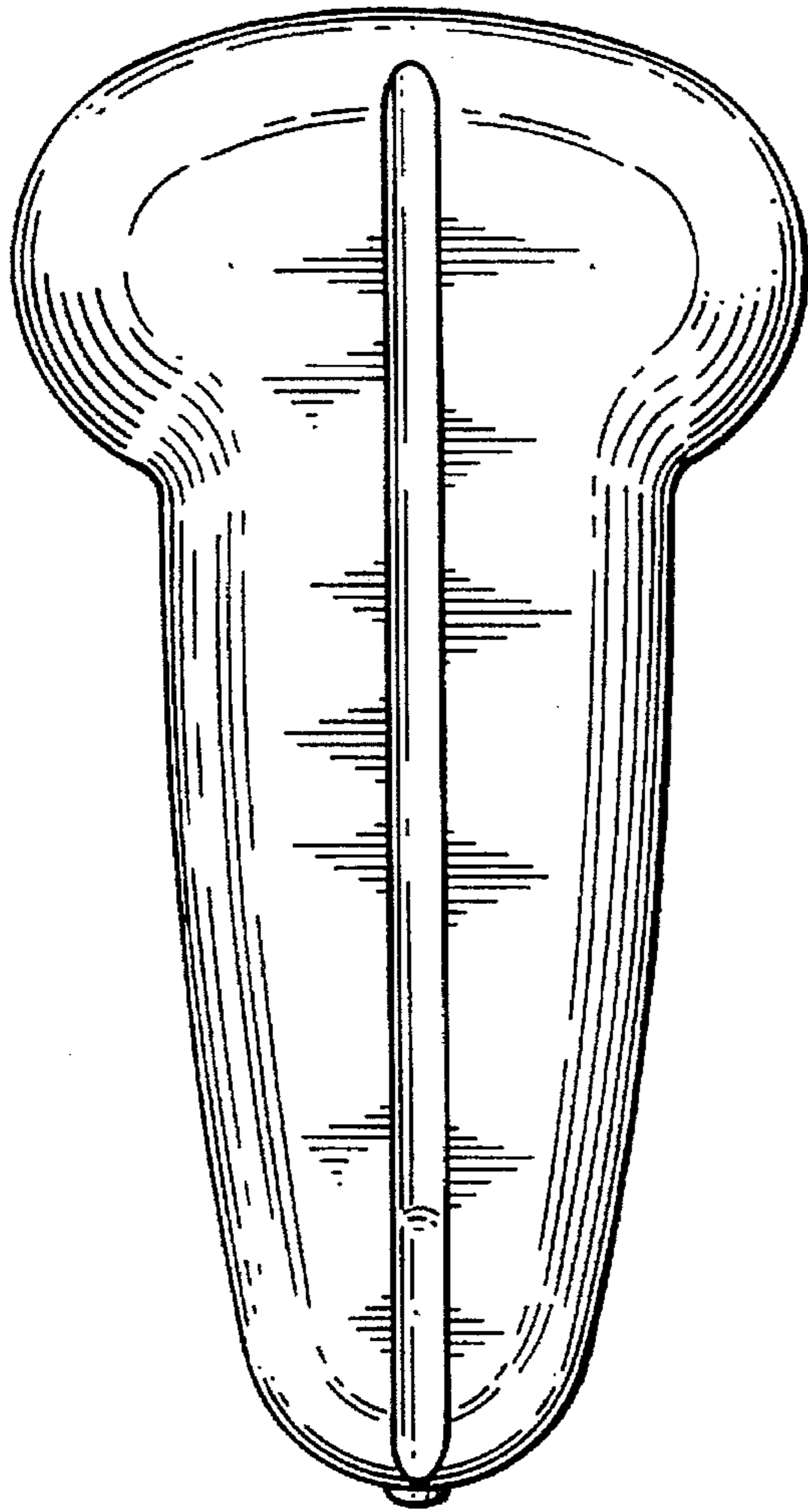


FIG. 4

FIG. 5

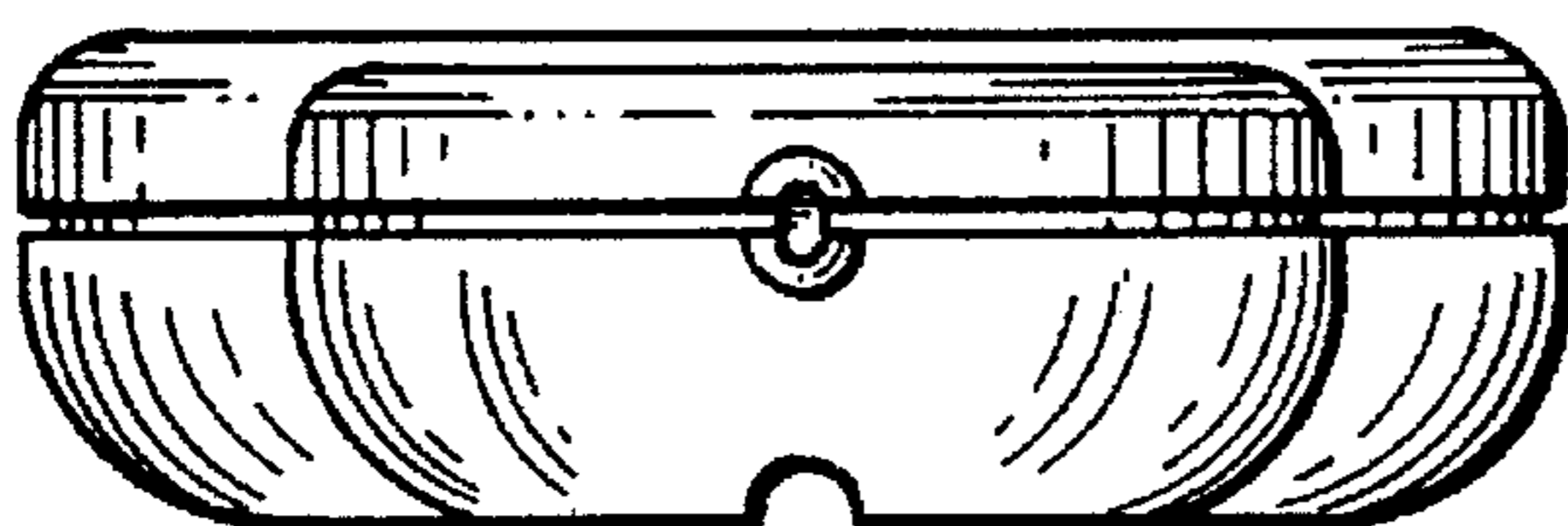
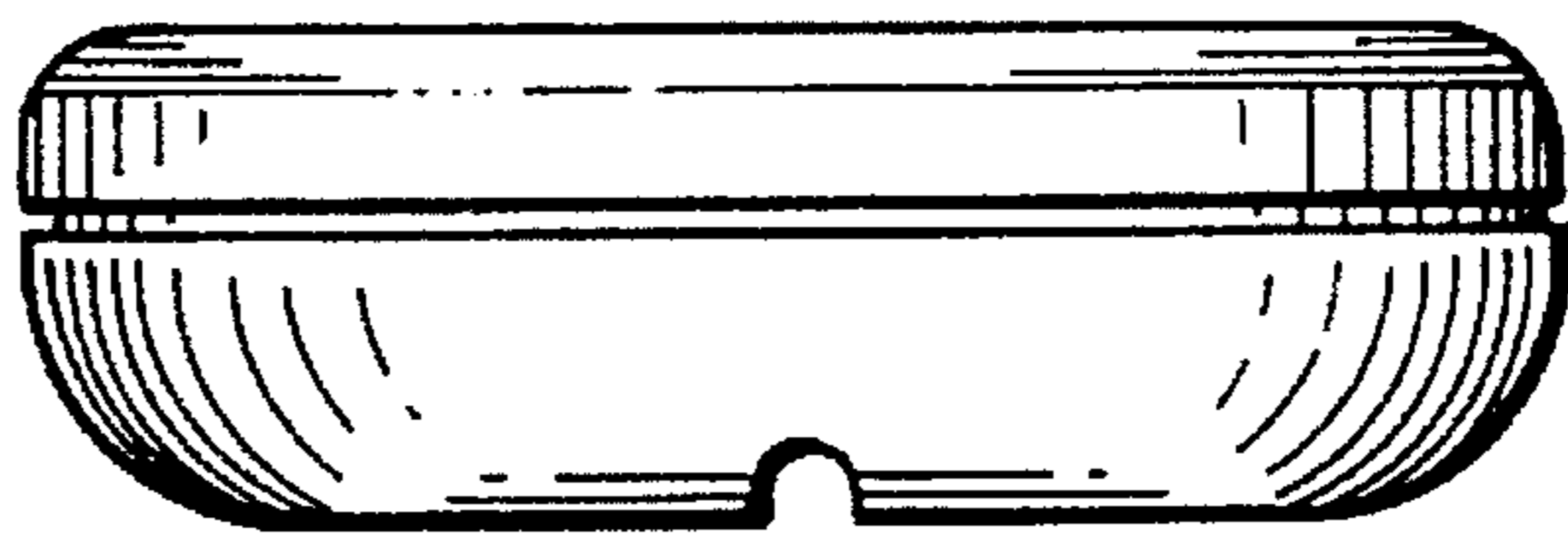


FIG. 6