



US00D381414S

# United States Patent [19]

Westerdal

[11] Patent Number: **Des. 381,414**

[45] Date of Patent: **\*\*Jul. 22, 1997**

[54] **HEAD BAND HEARING PROTECTOR**

4,461,290 7/1984 Gardner, Jr. et al. .... 128/866

[76] Inventor: **Roland Westerdal**, 7 Trowbridge Dr., Bethel, Conn. 06801-0850

**OTHER PUBLICATIONS**

Lab Safety Supply 1991 General Catalog, Third Edition, Personal & Environmental Safety, p. 45.

[\*\*] Term: **14 Years**

*Primary Examiner*—B. J. Bullock  
*Assistant Examiner*—Linda Brooks  
*Attorney, Agent, or Firm*—Edward R. Hyde

[21] Appl. No.: **37,933**

[22] Filed: **Apr. 24, 1995**

[57] **CLAIM**

[51] LOC (6) Cl. .... **24-04**

[52] U.S. Cl. .... **D24/106; D14/205**

The ornamental design for a head band hearing protector. as shown and described.

[58] **Field of Search** ..... D24/106, 134, D24/135; D14/154, 205, 206, 223; 128/864, 866; 181/129, 131, 135; 379/430, 431; 381/68.6, 68.7, 67, 184, 187

**DESCRIPTION**

[56] **References Cited**

FIG. 1 is a front view of a head band hearing protector showing my new design;  
FIG. 2 is a side view thereof, both sides being identical in appearance;  
FIG. 3 is a top plan view;  
FIG. 4 is a bottom view thereof; and,  
FIG. 5 is a perspective view thereof.

**U.S. PATENT DOCUMENTS**

- D. 227,479 6/1973 Scanlon ..... D14/205
- D. 331,408 12/1992 Ellermeier ..... D14/205
- D. 338,267 8/1993 Scholey ..... D24/106
- D. 354,958 1/1995 Grasso et al. .... D14/205
- 3,547,219 12/1970 Bothos ..... D14/205 X

**1 Claim, 2 Drawing Sheets**

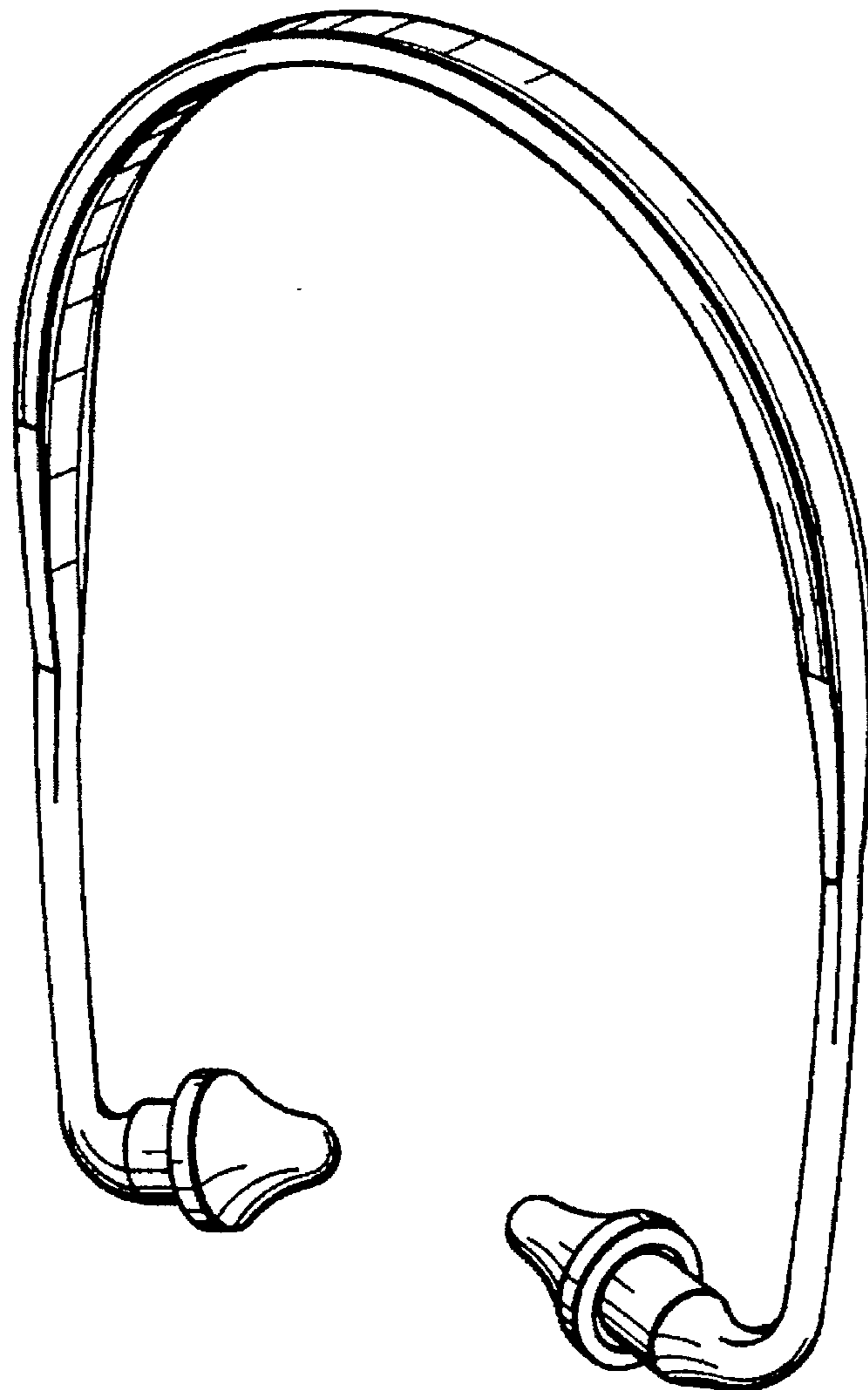


FIG. 1.

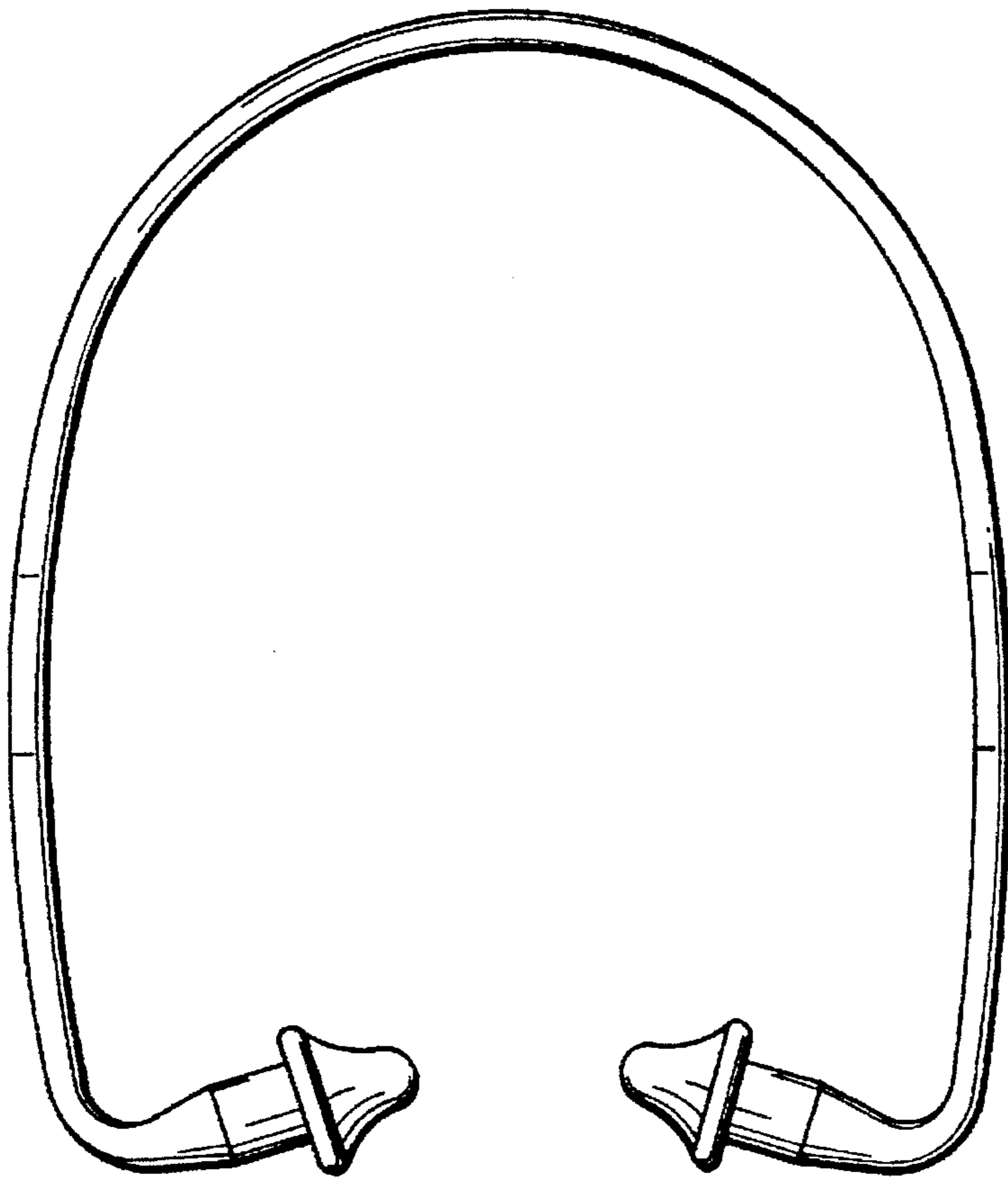


FIG. 2.

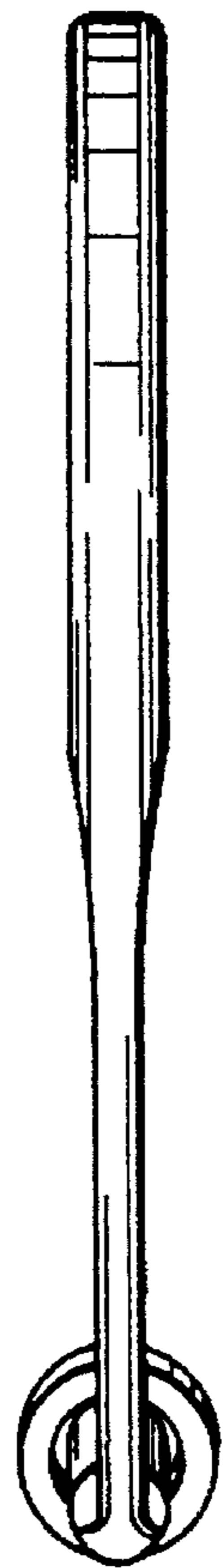


FIG. 3.

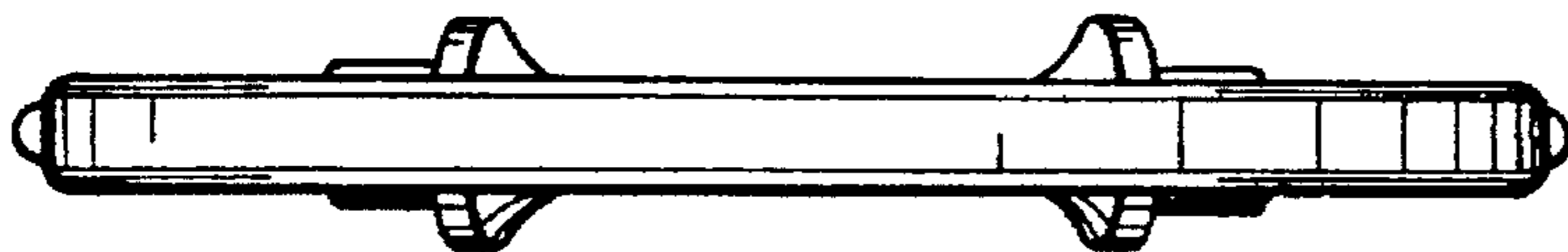


FIG. 4.




FIG. 5.

