



US00D381411S

United States Patent [19]
Kapturowski

[11] **Patent Number: Des. 381,411**

[45] **Date of Patent: **Jul. 22, 1997**

[54] **FAN HOUSING**

[75] **Inventor: David P. Kapturowski, Groveland, Mass.**

[73] **Assignee: Spruce Environmental Technologies, Inc., Ward Hill, Mass.**

[**] **Term: 14 Years**

[21] **Appl. No.: 40,325**

[22] **Filed: Jun. 15, 1995**

[51] **LOC (6) Cl. 23-04**

[52] **U.S. Cl. D23/370; D23/411**

[58] **Field of Search D23/411, 370; 415/220, 219.1**

D. 338,709 8/1993 Lin D23/370
D. 340,109 10/1993 Julien D23/370
3,312,386 4/1967 Hull et al. 415/219.1

FOREIGN PATENT DOCUMENTS

2624923 6/1989 France 415/219.1

OTHER PUBLICATIONS

Fantech Sales Brochure.
FanAmerica Sales Brochure (Kanalfackt).
Rosenberg Sales Brochure.

Primary Examiner—Lisa P. Lichtenstein

[57] **CLAIM**

The ornamental design for a fan housing, as shown and described.

DESCRIPTION

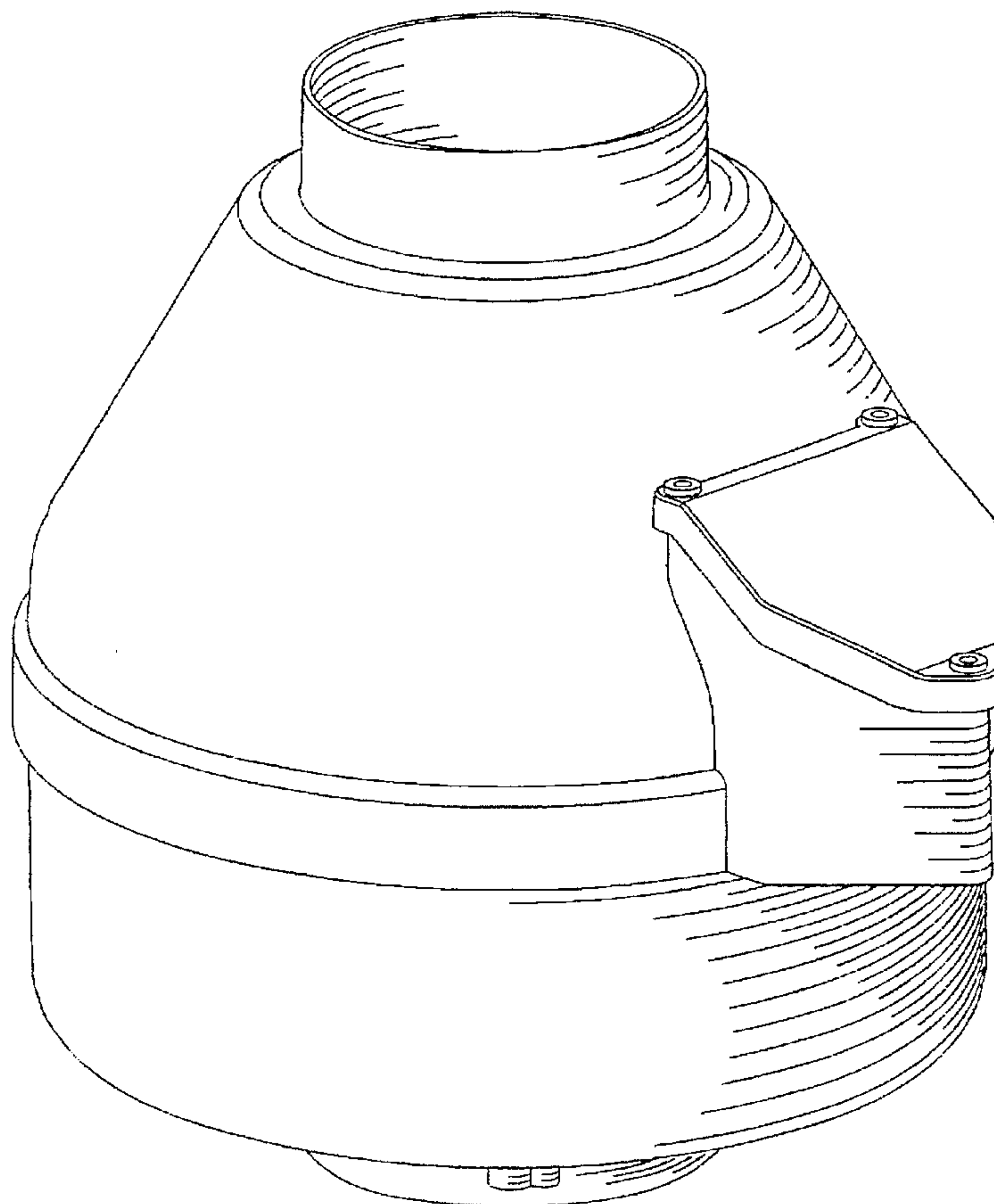
FIG. 1 is a side perspective view;
FIG. 2 is a top view;
FIG. 3 is a bottom view; and,
FIG. 4 is a side perspective view of a fan housing showing a second embodiment of my new design.
The sole difference between the embodiments resides in the appearance of the inlet and outlet duct flanges.

1 Claim, 1 Drawing Sheet

[56] **References Cited**

U.S. PATENT DOCUMENTS

D. 253,965 1/1980 Ehrentraut-Jones D23/370
D. 268,283 3/1983 Hicks D23/370
D. 275,787 10/1984 Rapp D23/370
D. 300,776 4/1989 Fu et al. D23/370
D. 300,847 4/1989 Lin D23/370
D. 309,658 7/1990 Schneider D23/370
D. 310,873 9/1990 Asselbergs et al. D23/370
D. 313,275 12/1990 Aida D23/370



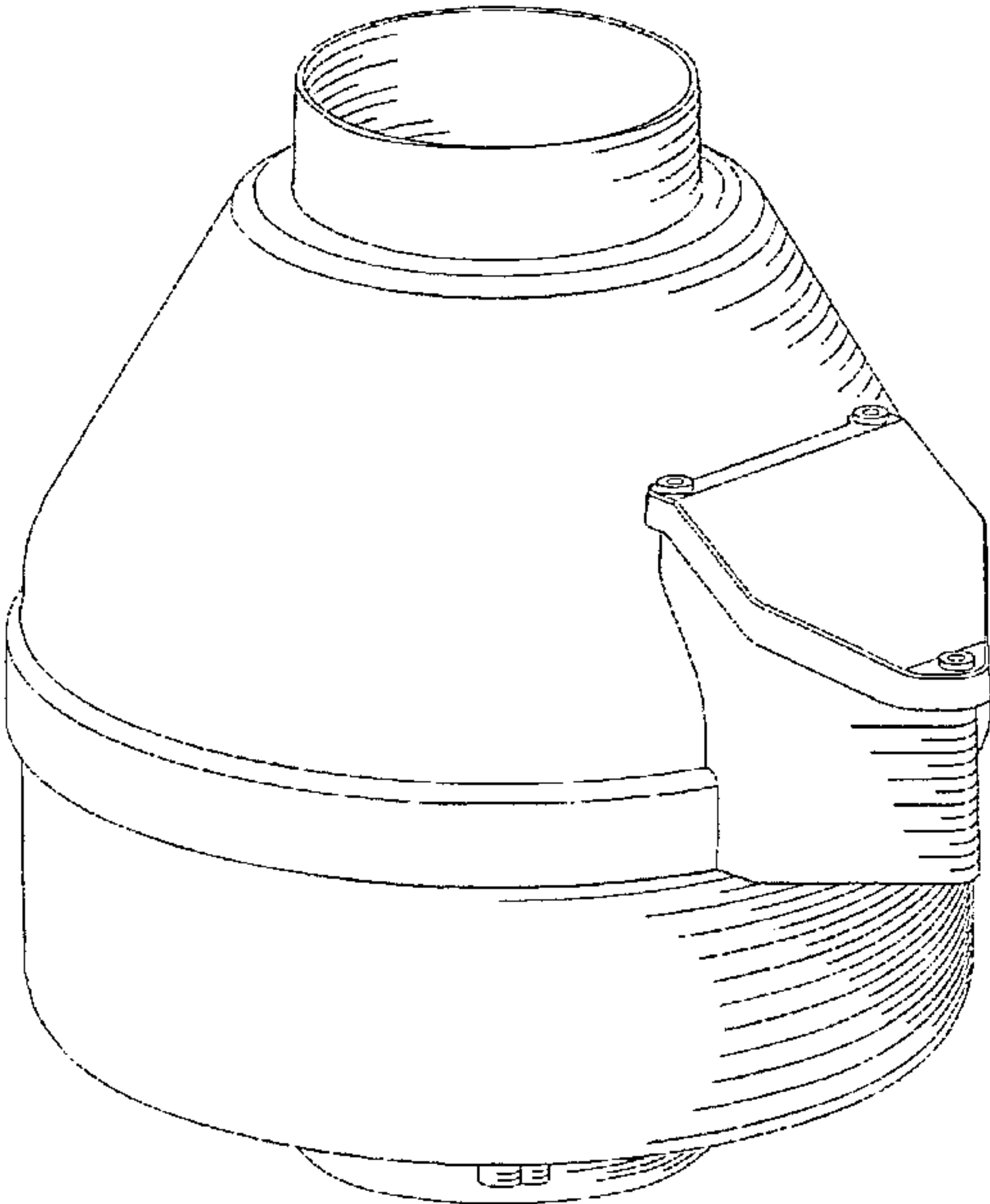


Fig 1

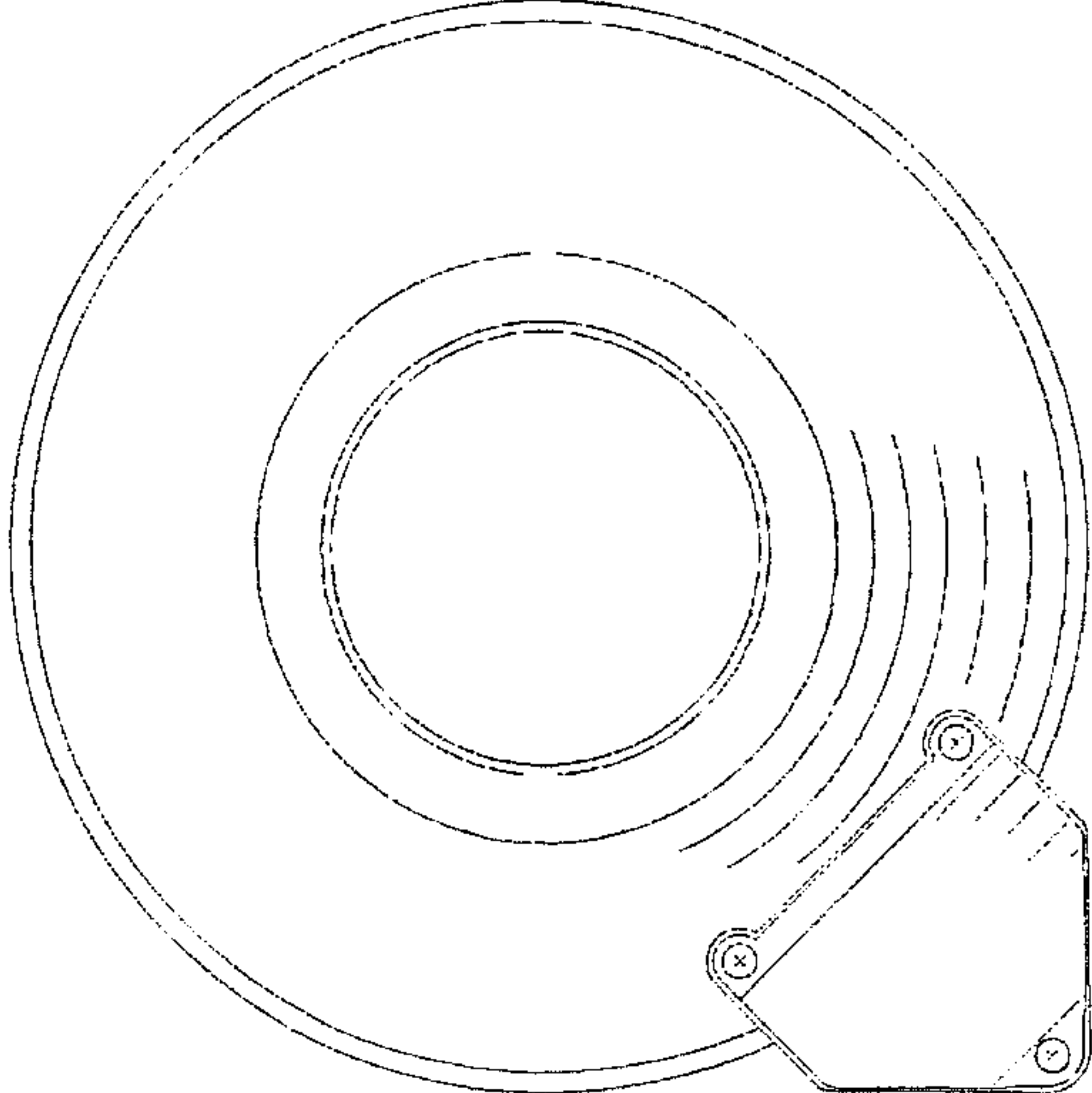


Fig 2

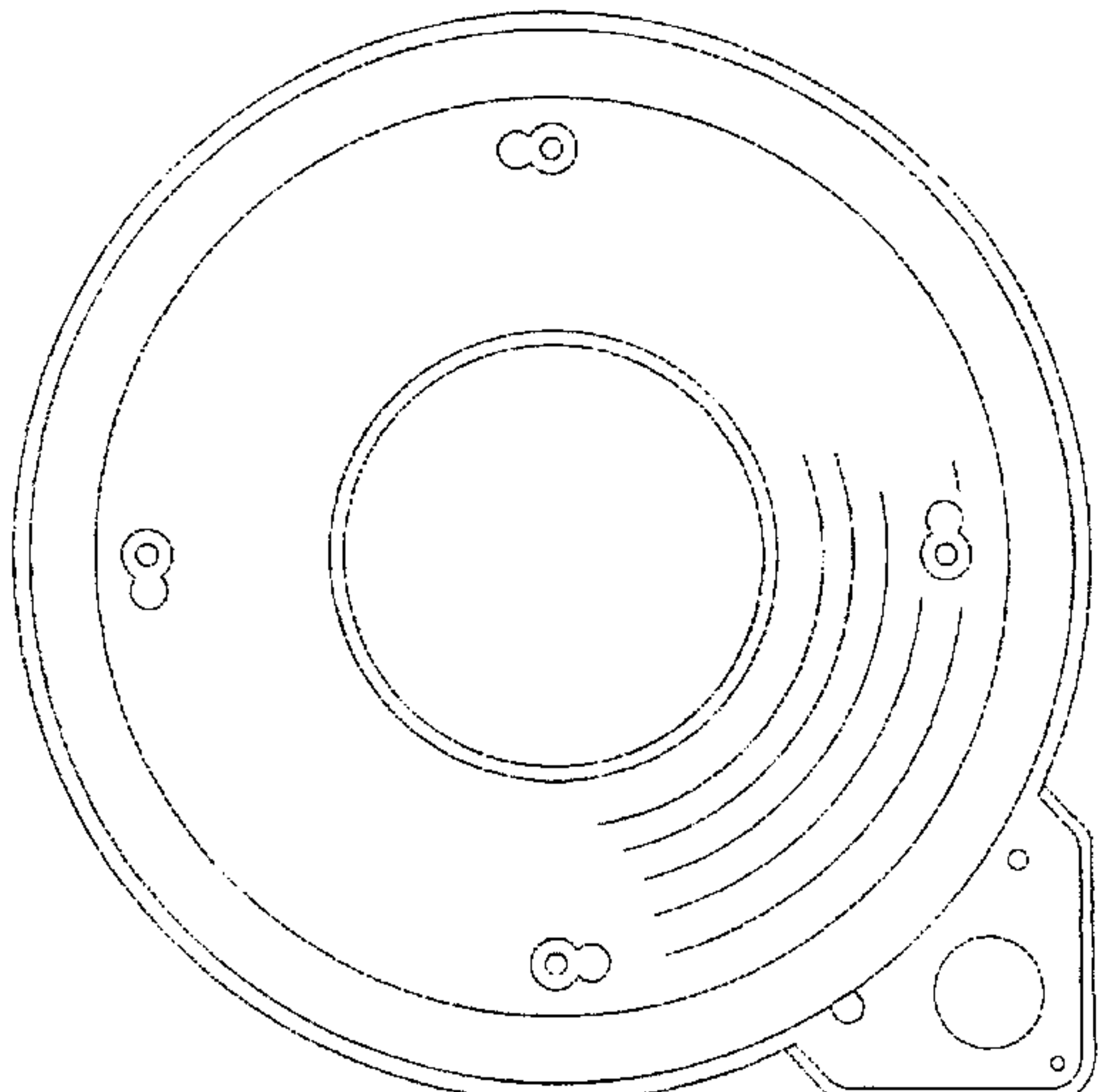


Fig 3

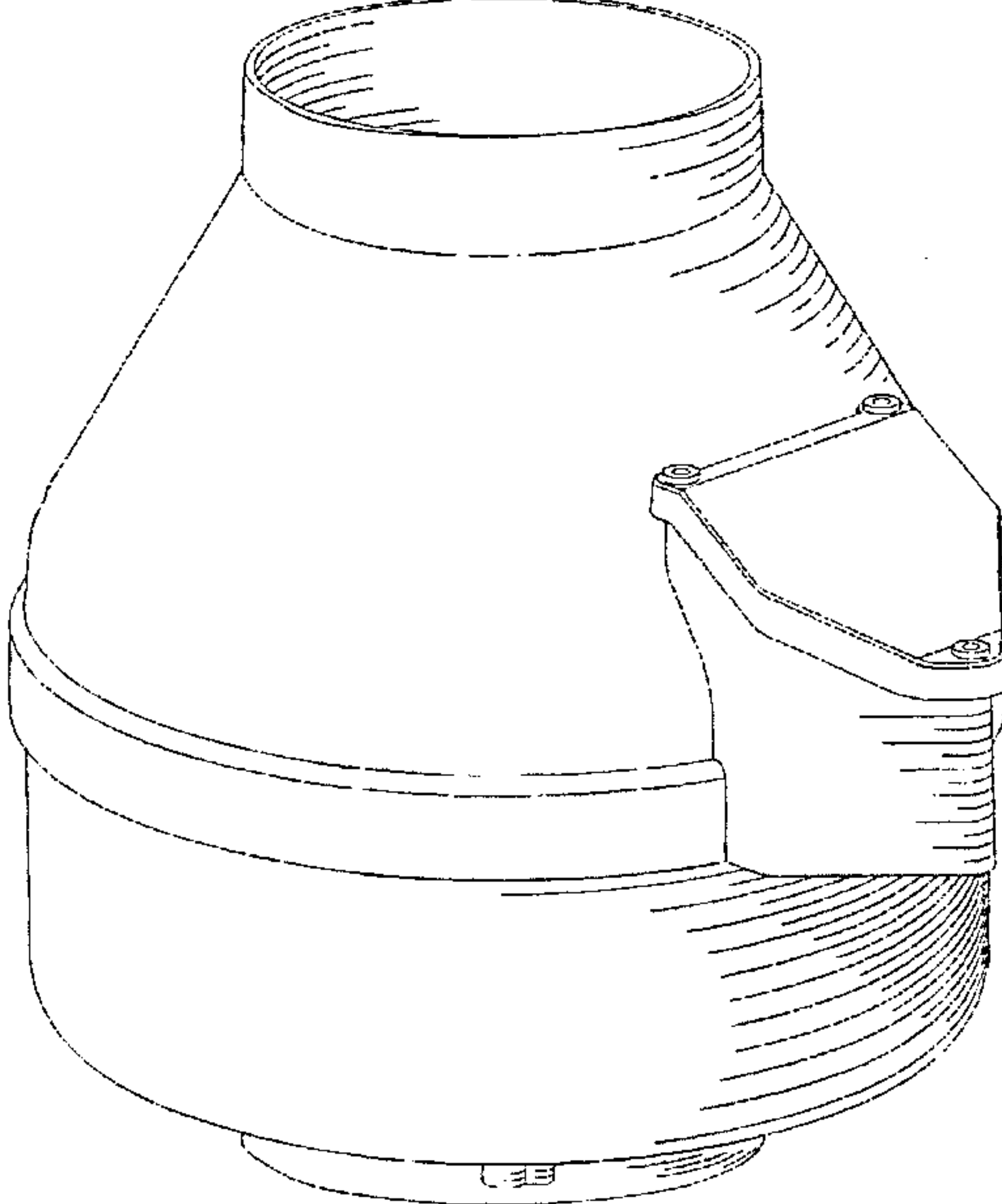


Fig 4

UNITED STATES PATENT AND TRADEMARK OFFICE
CERTIFICATE OF CORRECTION

PATENT NO. : Des. 381,411
DATED : July 22, 1997
INVENTOR(S) : David P. Kapturowski

Page 1 of 3

It is certified that error appears in the above-identified patent and that said Letters Patent is hereby corrected as shown below:

The title page, showing the illustrative figure, should be deleted and substitute therefor the attached title page.

The drawing sheet, consisting of Figs. 1, 2, 3, 4, should be deleted to be replaced with the drawing sheet, consisting of Figs. 1, 2, 3, 4, as shown on the attached page.

Signed and Sealed this
Twenty-fifth Day of November, 1997

Attest:



BRUCE LEHMAN

Attesting Officer

Commissioner of Patents and Trademarks

United States Patent [19]
Kapturowski

[11] **Patent Number: Des. 381,411**

[45] **Date of Patent: **Jul. 22, 1997**

[54] **FAN HOUSING**

[75] **Inventor: David P. Kapturowski, Groveland, Mass.**

[73] **Assignee: Spruce Environmental Technologies, Inc., Ward Hill, Mass.**

[**] **Term: 14 Years**

[21] **Appl. No.: 40,325**

[22] **Filed: Jun. 15, 1995**

[51] **LOC (6) CL 23-04**

[52] **U.S. Cl. D23/370; D23/411**

[58] **Field of Search D23/411, 370; 415/220, 219.1**

D. 338,709 8/1993 Lin D23/370
D. 340,109 10/1993 Julien D23/370
3,312,386 4/1967 Hull et al. 415/219.1

FOREIGN PATENT DOCUMENTS

2624923 6/1989 France 415/219.1

OTHER PUBLICATIONS

Fantech Sales Brochure.
FanAmerica Sales Brochure (Kanalfackt).
Rosenberg Sales Brochure.

Primary Examiner—Lisa P. Lichtenstein

[57] **CLAIM**

The ornamental design for a fan housing, as shown and described.

DESCRIPTION


FIG. 1 is a side perspective view;
FIG. 2 is a top view;
FIG. 3 is a bottom view; and,
FIG. 4 is a side perspective view of a fan housing showing a second embodiment of my new design.
The sole difference between the embodiments resides in the appearance of the inlet and outlet duct flanges.

1 Claim, 1 Drawing Sheet

[56] **References Cited**

U.S. PATENT DOCUMENTS

D. 253,965	1/1980	Ehrentant-Jones	D23/370
D. 268,283	3/1983	Hicks	D23/370
D. 275,787	10/1984	Rapp	D23/370
D. 300,776	4/1989	Fu et al.	D23/370
D. 300,847	4/1989	Lin	D23/370
D. 309,658	7/1990	Schneider	D23/370
D. 310,873	9/1990	Asselbergs et al.	D23/370
D. 313,275	12/1990	Aida	D23/370



UNITED STATES PATENT AND TRADEMARK OFFICE
CERTIFICATE OF CORRECTION

PATENT NO. : Des. 381,411
DATED : 7/22/97
INVENTOR(S) : David P. Kapturowski

Page 3 of 3

It is certified that error appears in the above-identified patent and that said Letters Patent is hereby corrected as shown below:

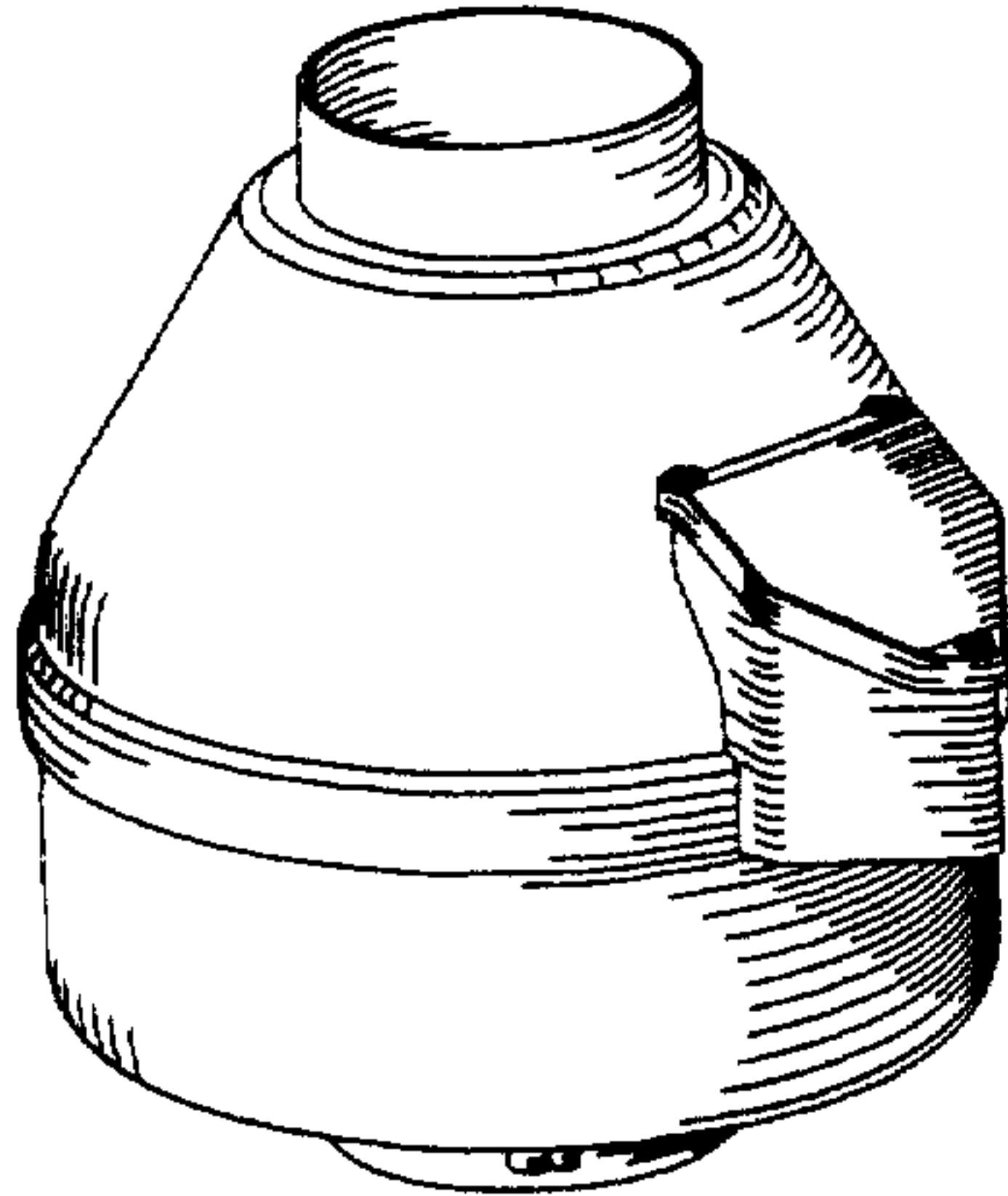


Fig 1

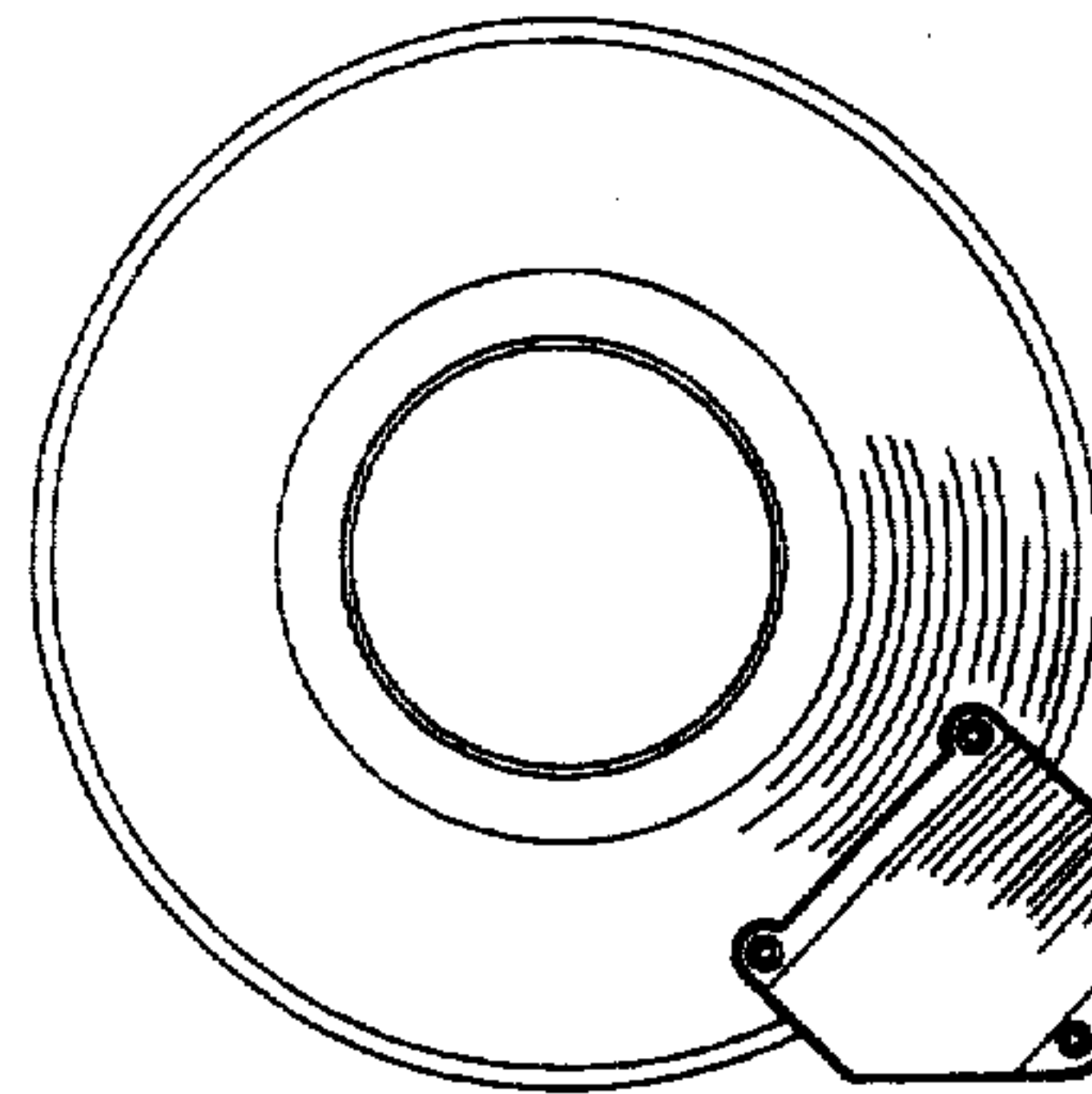


Fig 2

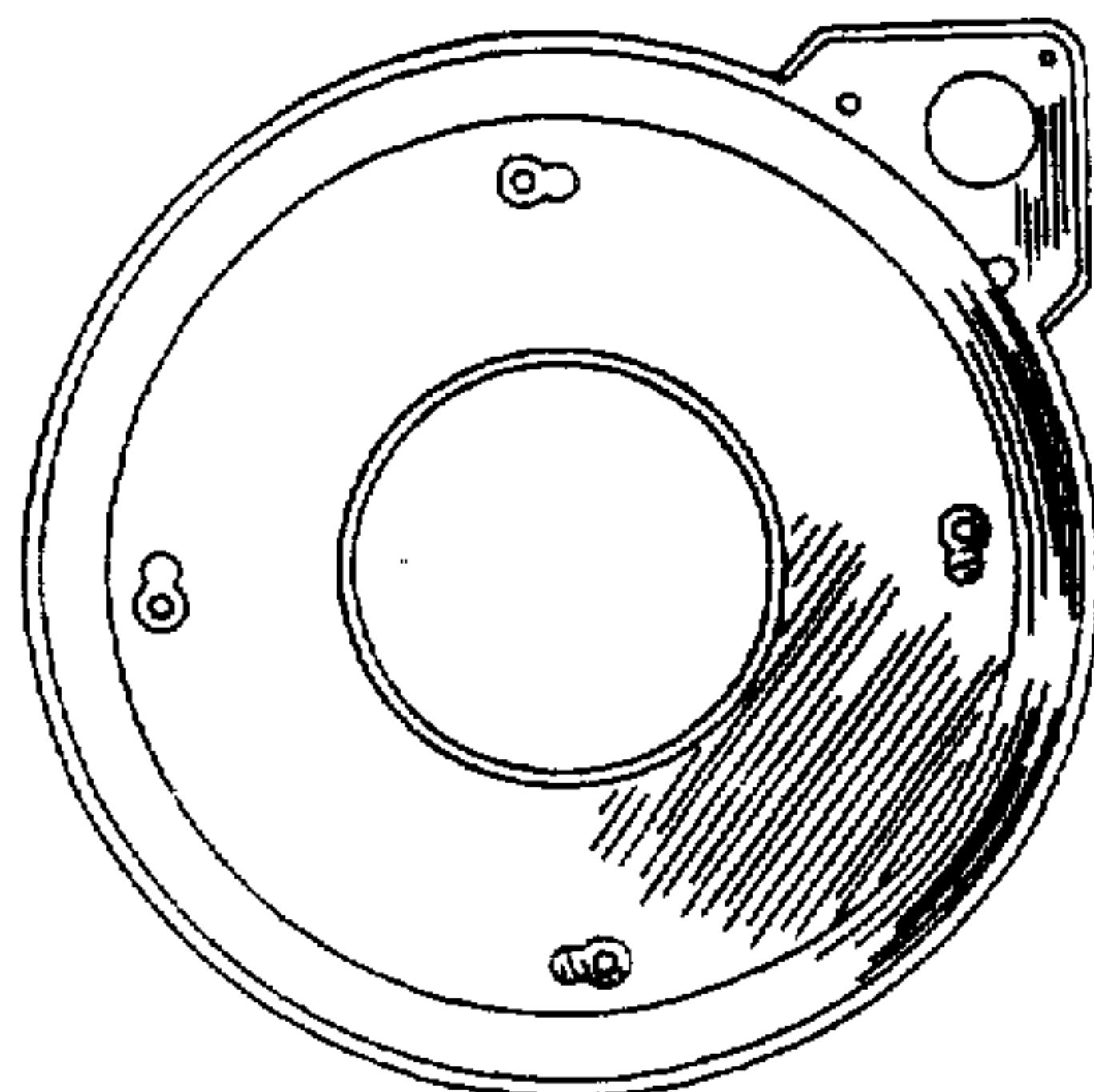


Fig 3

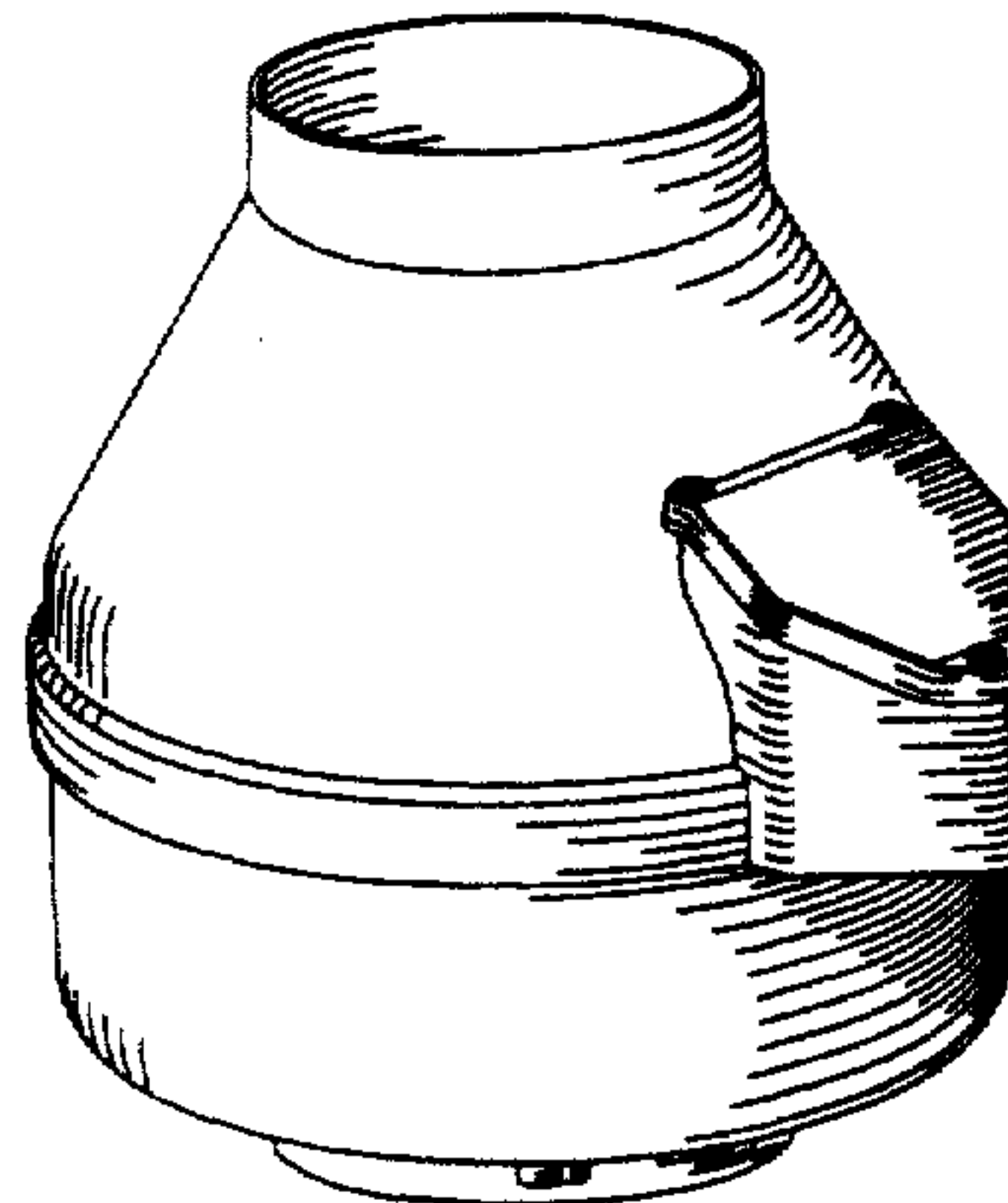


Fig 4